

---

# 3GPP TS 33.310 V1.10.0 (2004-02-12)

---

*Technical Specification*

**3rd Generation Partnership Project;  
Technical Specification Group Service and System Aspects;  
Network Domain Security; Authentication Framework;  
(Release 6)**



The present document has been developed within the 3<sup>rd</sup> Generation Partnership Project (3GPP<sup>TM</sup>) and may be further elaborated for the purposes of 3GPP.

The present document has not been subject to any approval process by the 3GPP Organizational Partners and shall not be implemented. This Specification is provided for future development work within 3GPP only. The Organizational Partners accept no liability for any use of this Specification. Specifications and reports for implementation of the 3GPP<sup>TM</sup> system should be obtained via the 3GPP Organizational Partners' Publications Offices.

---

Keywords

---

Security, NDS, Authentication

**3GPP**

Postal address

---

3GPP support office address

---

650 Route des Lucioles - Sophia Antipolis  
Valbonne - FRANCE  
Tel.: +33 4 92 94 42 00 Fax: +33 4 93 65 47 16

Internet

---

<http://www.3gpp.org>

---

**Copyright Notification**

---

No part may be reproduced except as authorized by written permission.  
The copyright and the foregoing restriction extend to reproduction in all media.

© 2003, 3GPP Organizational Partners (ARIB, CCSA, ETSI, T1, TTA, TTC).  
All rights reserved.

# Contents

Foreword.....	5
Introduction.....	5
1 Scope .....	6
2 References .....	6
3 Definitions and abbreviations .....	7
3.1 Definitions.....	7
3.2 Abbreviations .....	7
4 Introduction to Public Key Infrastructure (PKI).....	8
4.1 Manual Cross-certification.....	8
4.2 Cross-certification with a Bridge CA .....	8
5 Architecture and use cases of the NDS/AF .....	8
5.1 PKI architecture for NDS/AF.....	8
5.1.1 General architecture.....	9
5.2 Use cases .....	10
5.2.1 Operator Registration: Creation of roaming agreement.....	10
5.2.2 VPN tunnel establishment .....	11
5.2.3 Operator deregistration: Termination of roaming agreement .....	11
5.2.4 Roaming CA registration.....	11
5.2.5 Roaming CA deregistration .....	11
5.2.6 Roaming CA certificate creation .....	11
5.2.7 Roaming CA certificate revocation .....	12
5.2.8 Roaming CA certificate renewal .....	12
5.2.9 SEG registration .....	12
5.2.10 SEG deregistration.....	12
5.2.11 SEG certificate creation.....	12
5.2.12 SEG certificate revocation.....	12
5.2.13 SEG certificate renewal .....	12
6 Profiling.....	13
6.1 Certificate profiles.....	13
6.1.1 Common rules to all certificates .....	13
6.1.2 CA Certificate profile .....	14
6.1.3 SEG Certificate profile .....	14
6.1.4 Cross-certificate profile .....	14
6.2 IKE negotiation and profiling.....	15
6.2.1 IKE Phase-1 profiling.....	15
6.2.2 Potential interoperability issues .....	16
6.3 Path validation.....	16
6.3.1 Path validation profiling .....	16
7 Detailed description of architecture and mechanisms .....	16
7.1 Repositories.....	16
7.2 Life cycle management .....	17
7.3 Cross-certification.....	18
7.4 Revoking a cross-certificate .....	18
7.5 Authentication during the IKE phase 1 .....	18
7.6 CRL management.....	18
8 Backward compatibility.....	19
B.1 Introduction .....	21
B.2 Requirements for trust model in NDS/AF.....	21
B.3 Cross-certification approaches.....	21
B.3.1 Manual Cross-certification .....	21

- B.3.2 Cross-certification with a Bridge CA ..... 22
- B.4 Issues with the Bridge CA approach ..... 22
  - B.4.1 Need for nameConstraint support in certificates or strong legal bindings and auditing ..... 22
  - B.4.2 Preventing name collisions ..... 23
  - B.4.3 Two redundant steps required for establishing trust ..... 23
  - B.4.4 Long certificate chains connected with IKE implementation issues ..... 23
  - B.4.5 Lack of existing relevant Bridge CA experiences ..... 24
- B.5 Feasibility of the direct cross-certification approach..... 24
  - B.5.1 Benefits of direct cross-certification..... 24
  - B.5.2 Memory and processing power requirements ..... 24
  - B.5.3 Shortcomings ..... 25
  - B.5.4 Possible evolution path to a Bridge CA..... 25

---

## Foreword

This Technical Specification has been produced by the 3<sup>rd</sup> Generation Partnership Project (3GPP).

The contents of the present document are subject to continuing work within the TSG and may change following formal TSG approval. Should the TSG modify the contents of the present document, it will be re-released by the TSG with an identifying change of release date and an increase in version number as follows:

Version x.y.z

where:

- x the first digit:
  - 1 presented to TSG for information;
  - 2 presented to TSG for approval;
  - 3 or greater indicates TSG approved document under change control.
- y the second digit is incremented for all changes of substance, i.e. technical enhancements, corrections, updates, etc.
- z the third digit is incremented when editorial only changes have been incorporated in the document.

---

## Introduction

For 3GPP systems there is a need for truly scalable entity Authentication Framework (AF) since an increasing number of network elements and interfaces are covered by security mechanisms.

This specification provides a highly scalable entity authentication framework for 3GPP network nodes. This framework is developed in the context of the Network Domain Security work item, which effectively limits the scope to the control plane entities of the core network. Thus, *the Authentication Framework will provide entity authentication for the nodes that are using NDS/IP.*

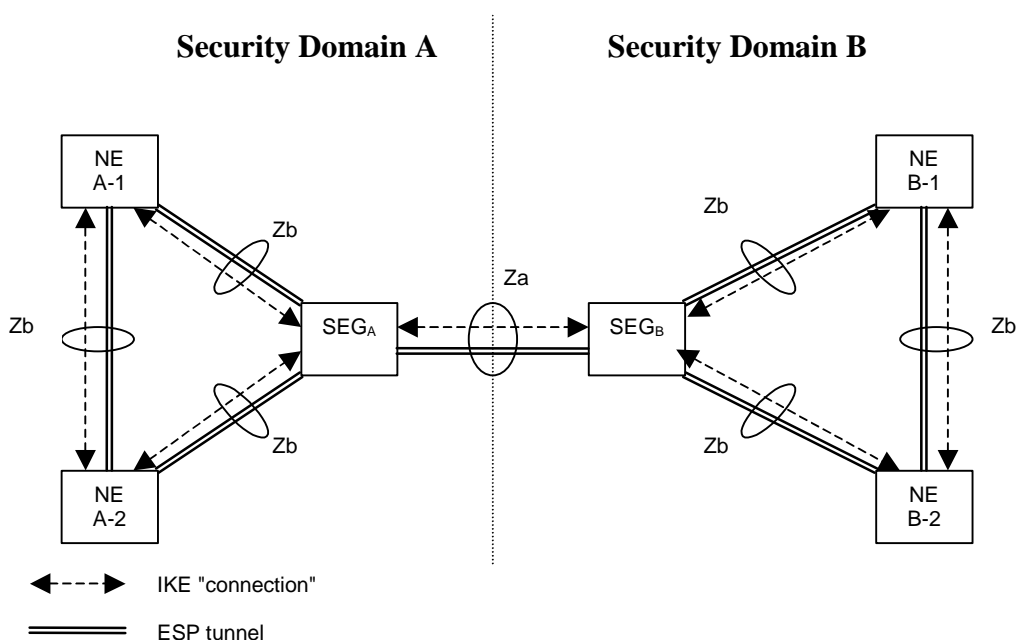
Feasible trust models (i.e. how CAs are organized) and their effects are provided. Additionally, requirements are presented for the used protocols and certificate profiles, to make it possible for operator IPsec and PKI implementations to interoperate.

## 1 Scope

The scope of this Technical Specification is limited to authentication of network elements, which are using NDS/IP, and located in the inter-operator domain. This means that this Specification concentrates on authentication of Security Gateways (SEG), and the corresponding Za-interfaces. Authentication of elements in the intra-operator domain is considered as an internal issue for operators. This is quite much in line with [1] which states that only Za is mandatory, and that the security domain operator can decide if the Zb-interface is deployed or not, as the Zb-interface is optional for implementation. However, NDS/AF can easily be adapted to the intra-operator use since it is just a simplification of the inter-operator case when all NDS/IP NEs and the PKI infrastructure belong to the same operator. Validity of certificates may be restricted to the operator's domain.

**NOTE:** In case two SEGs interconnect separate network regions under a single administrative authority (e.g. owned by the same mobile operator) then the Za-interface is not subject to roaming agreements, but the decision on applying Za-interface is left to operators.

The NDS architecture for IP-based protocols is illustrated in Figure 1.



**Figure 1: NDS architecture for IP-based protocols [1]**

## 2 References

The following documents contain provisions which, through reference in this text, constitute provisions of the present document.

- References are either specific (identified by date of publication, edition number, version number, etc.) or non-specific.
- For a specific reference, subsequent revisions do not apply.
- For a non-specific reference, the latest version applies. In the case of a reference to a 3GPP document (including a GSM document), a non-specific reference implicitly refers to the latest version of that document *in the same Release as the present document*.

- [1] 3GPP TS 33.210: "3rd Generation Partnership Project; Technical Specification Group Services and System Aspects; 3G Security; Network domain security; IP network layer security".
- [2] IETF RFC 2986: "PKCS#10 Certification Request Syntax Specification Version 1.7".

- [3] IETF RFC 3280: "Internet X.509 Public Key Infrastructure Certificate and CRL Profile".
- [4] IETF Draft draft-ietf-pkix-rfc2510bis-08.txt: "Internet X.509 Public Key Infrastructure Certificate Management Protocol".
- [5] IETF RFC 2252: "Lightweight Directory Access Protocol (v3): Attribute Syntax Definitions".
- [6] IETF RFC 1981: "Path MTU Discovery for IP version 6".
- [7] "PKI basics – A Technical Perspective", November 2002,  
[http://www.pkiforum.org/pdfs/PKI\\_Basics-A\\_technical\\_perspective.pdf](http://www.pkiforum.org/pdfs/PKI_Basics-A_technical_perspective.pdf)
- [8] 3GPP TR 21.905: "Vocabulary for 3GPP Specifications".

---

## 3 Definitions and abbreviations

### 3.1 Definitions

For the purposes of the present document, the definitions given in 3GPP TR 21.905 [8] and the following definitions apply:

**Local CR:** Repository that contains cross-certificates.

**Local CRL:** Repository that contains cross-certificate revocations.

**PSK:** Pre-Shared Key. Method of authentication used by IKE between SEG in NDS/IP [1].

**Public CRL:** Repository that contains revocations of SEG and CA certificates and can be accessed by other operators.

**Roaming CA:** The CA that is responsible for issuing certificates for SEG that have interconnection with another operator.

### 3.2 Abbreviations

For the purposes of the present document, the abbreviations given in TR 21.905 [8] and the following abbreviations apply:

AF	Authentication Framework
CA	Certification Authority
CR	Certificate Repository
CRL	Certificate Revocation List
NDS	Network Domain Security
PSK	Pre-Shared Key
SEG	Security Gateway
VPN	Virtual Private Network
Za	Interface between SEGs belonging to different networks/security domains (a Za interface may be an intra or an inter operator interface).
Zb	Interface between SEGs and NEs and interface between NEs within the same network/security domain

---

## 4 Introduction to Public Key Infrastructure (PKI)

PKI Forum's "PKI basics – A Technical Perspective" [7] provides a concise vendor neutral introduction to the PKI technology. Thus only two cross-certification aspects are described in this introduction section.

Cross-certification is a process that establishes a trust relationship between two authorities. When an authority A is cross-certified with authority B, the authority A has chosen to trust certificates issued by the authority B. Cross-certification process enables the users under both authorities to trust the other authority's certificates. Trust in this context equals being able to authenticate.

### 4.1 Manual Cross-certification

Mutual cross-certifications are established directly between the authorities. This approach is often called manual cross-certification. In manual cross-certification the authority makes decisions about trust locally. When an authority A chooses to trust an authority B, the authority A signs the certificate of the authority B and distributes the new certificate (B's certificate signed by A) locally.

The disadvantage of this approach is that it often results in scenarios where there needs to be a lot of certificates available for the entities doing the trust decisions: There needs to be a certificate signed by the local authority for each security domain the local authority wishes to trust. However, all the certificates can be configured locally and are locally signed, so the management of them is often flexible.

### 4.2 Cross-certification with a Bridge CA

The bridge CA is a concept that reduces the amount of certificates that needs to be configured for the entity that does the certificate checking. The name "bridge" is descriptive; when two authorities are mutually cross-certified with the bridge, the authorities do not need to know about each other. Authorities can still trust each other because the trust in this model is transitive (A trusts bridge, bridge trusts B, thus A trusts B and vice versa). The bridge CA acts like a bridge between the authorities. However, the two authorities shall also trust that the bridge does the right thing for them. All the decisions about trust can be delegated to the bridge, which is desirable in some use cases. If the bridge decides to cross-certify with an authority M, the previously cross-certified authorities start to trust M automatically.

Bridge CA style cross-certifications are useful in scenarios where all entities share a common authority that everybody believes to work correctly for them. If an authority needs to restrict the trust or access control derived from the bridge CA, it additionally needs to implement those restrictions.

---

## 5 Architecture and use cases of the NDS/AF

The roaming CA certificate of the owning operator shall be stored securely in the SEG. It defines who is the authority that the device trusts when connecting to other devices. It is assumed that each operator domain could include 2 to 10 SEGs.

The NDS/AF is initially based on a simple trust model (see Annex B) that avoids the introduction of transitive trust and/or additional authorisation information. The simple trust model implies manual cross-certification.

### 5.1 PKI architecture for NDS/AF

This chapter defines the PKI architecture for the NDS/AF. The goal is to define a flexible, yet simple architecture, which is easily interoperable with other implementations.

The architecture described below uses a simple access control method, i.e. every element which is authenticated is also provided service. More fine-grained access control may be implemented, but it is out of scope of this specification.

The architecture does not rely on bridge CAs, but instead uses direct cross-certifications between the security domains. This enables easy policy configurations in the SEGs.



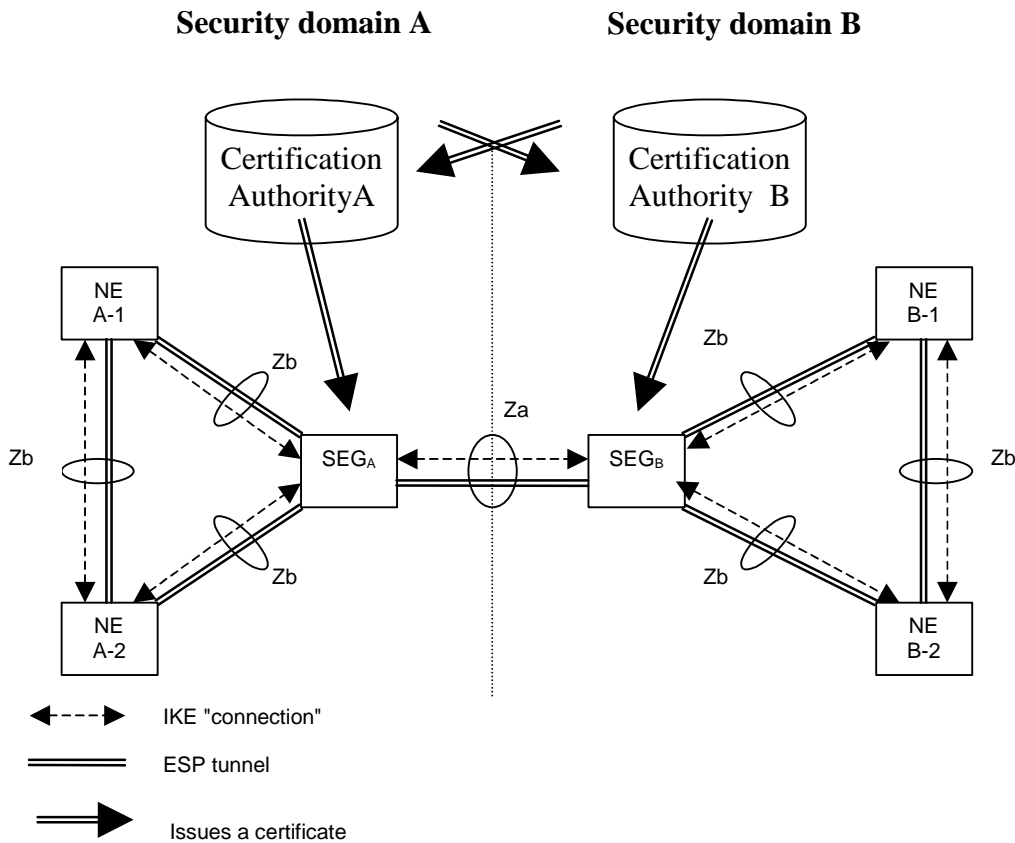
### 5.1.1 General architecture

Each security domain has at least one certification authority dedicated to it. The certification authority which the network elements use for inter-operator authentication is called the roaming CA of the domain.

The roaming CA of the domain issues certificates to the SEGs in the domain that have interconnection with SEGs in other domains. This specification describes the profile for the roaming CA and a profile for the SEG. Also a method for creating the cross-certificates is described.

In general, all of the certificates shall be based on the Internet X.509 certificate profile [3].

The roaming CA shall issue certificates for SEGs in the Za interface. When SEG of the security domain A establishes a secure connection with the SEG of the domain B, they shall be able to authenticate each other. The mutual authentication is checked using the certificates the roaming CAs issued for the SEGs. When a roaming agreement is established between the domains, roaming CAs cross-certify with each other. The created cross-certificates need only to be configured locally to each domain. The cross-certificate, which roaming CA of security domain A created for security domain B, shall be available for the domain A SEG which provides the Za interface towards domain B. Equally the corresponding certificate, which the roaming CA of the security domain B created for security domain A, shall be available for the domain B SEG which provides Za interface towards domain A.



**Figure 2: Trust validation path in context of NDS/IP**

After cross-certification, the SEG<sub>A</sub> is able to verify the path: SEG<sub>B</sub> -> Authority B -> Authority A. Only the certificate of the roaming CA in domain A needs to be trusted by entities in security domain A.

Equally the SEG<sub>B</sub> is able to verify the path: SEG<sub>A</sub> -> Authority A -> Authority B. The path is verifiable in B domain, because the path terminates to a trusted certificate (roaming CA of the security domain B in this case).

The roaming CA signs the second certificate in the path. For example, in A domain, the certificate for roaming CA B is signed by roaming CA of the A domain when the cross-certification is done.

## 5.2 Use cases

### 5.2.1 Operator Registration: Creation of roaming agreement

Security gateways (SEGs) of two different security domains need to establish a secure tunnel, when the operators make a roaming agreement. The first technical step in creating the roaming agreement between domains is the cross-certification of the roaming CAs of the two domains.

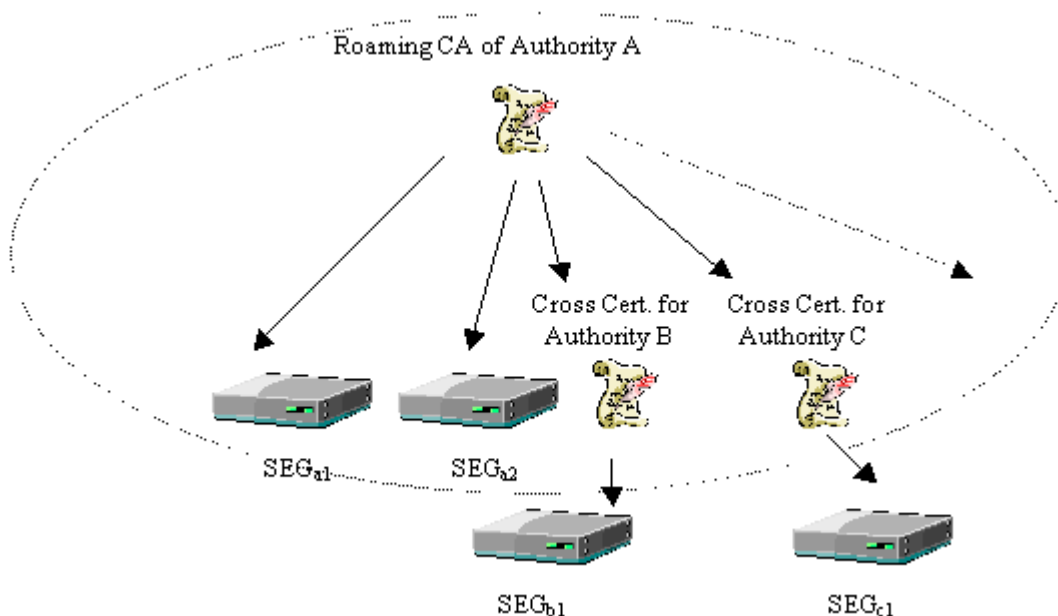
Inter-operator cross-certification can be done using different protocols, but the certification authority shall support the PKCS#10 [2] method for certificate requests. Both roaming CAs create a PKCS#10 certificate request, and send it to the other operator. The method for transferring the PKCS#10 request is not specified, but the transfer method shall be secure. The PKCS#10 can be transferred e.g. in a floppy disk, or be send in a signed email. The PKCS#10 request contains the public key of the authority and the name of the authority. When the roaming CA accepts the request, a new cross-certificate is created. The authority shall make that new certificate available to SEGs in his own domain by storing the new cross-certificate into a local CR (Certificate Repository) which all SEGs that need to communicate with the other domain shall access using LDAP. The cross-certification is a manual operation, and thus PKCS#10 is a suitable solution for the roaming agreement.

**Editor's note: CMPv2 as a protocol has cross-certification capabilities as well, but that functionality is not considered to be implemented widely enough or interoperable.**

When creating the new cross-certificate, the roaming CA should use basic constraint extension (according to section 4.2.1.10 of [3]) and set the path length to zero. This inhibits the new cross-certificate to be used in signing new CA certificates. The validity of the certificate should be set sufficiently long. The cross-certification process needs to be done again when the validity of the cross-certificate is ending.

When the new cross-certificate is available to the SEG, all that needs to be configured in the SEG is the DNS name or IP address of the peering SEG gateway. The authentication can be done based on the created cross-certificates.

When the cross-certification is implemented this way, the PKI architecture seems hierarchical to the network elements in the domain: At the very top of the hierarchy sits the roaming CA of the domain. At the second level, there are certificates directly issued by the roaming CA for the SEGs together with the cross-certificate issued for the peering domains. The certificates of the peer domains are located under the cross-certificates of the peer domains.



**Figure 3: Security domain A illustrated. The PKI is hierarchical inside the domain**

## 5.2.2 VPN tunnel establishment

After establishing a roaming agreement and finishing the required preliminary certificate management operations as specified in the previous section, the operators configure their SEGs for SEG-SEG connection, and the SAs are established as specified by NDS/IP [1].

In each connection configuration, the remote SEG DNS name or IP address is specified. Only the local roaming CA is configured as the trusted CA. Because of the cross-certification, any operator whose roaming CA has been cross-certified can get access using this VPN connection configuration. ~~If access to a certain local subnet is allowed for only certain operators, the VPN connection configuration shall include limitations for certificate issuer name.~~

~~Editor's note: These limitations for certificate issuer name are ff.~~

The following is the flow of connection negotiation from the point of view of Operator A's SEG (initiator). Operator B's SEG (responder) shall behave in a similar fashion.

- During connection initiation, the initiating Operator A's SEG A provides its own SEG certificate and the corresponding digital signature in IKE Main Mode message 3;
- SEG A receives the remote SEG B certificate and signature;
- SEG A validates the remote SEG B signature;
- SEG A verifies the validity of the SEG B certificate by a CRL check to both the Operator A and Operator B CRL databases. If a SEG cannot successfully perform both CRL checks, it shall treat this as an error and abort tunnel establishment;
- SEG A validates the SEG B certificate using the cross-certificate for Operator B. An IKE Phase 1 SA is established and the Phase-2 SA negotiation proceeds as described in NDS/IP [1] with PSK authentication.

NOTE: This specification provides authentication of SEGs in an "end-to-end" fashion as regards to roaming traffic (operator to operator). If NDS/AF (IKE) authentication were to be used for both access to the transport network (e.g. GRX) and for the end-to-end roaming traffic, IPsec mechanisms and policies such as iterated tunnels or hop-by-hop security would need to be used. However, it is highlighted that the authentication framework specified is independent of the underlying IP transport network.

## 5.2.3 Operator deregistration: Termination of roaming agreement

When a roaming agreement is terminated or due to an urgent service termination need, all concerned peers shall remove the SAs using device-specific management methods. Each concerned operator shall also list the cross-certificate created for the roaming CA of the terminated operator in his own local CRL.

## 5.2.4 Roaming CA registration

In principle only one roaming CA shall be used within the operator's network, but using more than one roaming CA is possible. The involved actions are those as described in the cross-certification part of clause 5.2.1: 'Operator Registration: creation of roaming agreement'. Such a situation may exist if the roaming CA functions are to be moved from one responsible organisation to another (e.g. outsourcing of CA services).

## 5.2.5 Roaming CA deregistration

If a roaming CA is removed from the network, it shall be assured that all cross-certificates and certificates that have been issued by that roaming CA, and have not expired yet, shall be listed in the CRLs.

## 5.2.6 Roaming CA certificate creation

The roaming CA certificate may not be the top-level CA of the operator, which means that the roaming CA certificate is not self-signed. If the roaming CA certificate is self-signed then it needs to be securely transferred to each SEG and stored within secure memory otherwise it can be managed in the same way as a SEG certificate.

The roaming CA certificate shall have a 'longer' lifetime than cross-certificates and SEG certificates in order to avoid the cross-certification actions that are needed each time a roaming CA certificate has to be renewed.

## 5.2.7 Roaming CA certificate revocation

If a roaming CA key pair gets compromised then a hacker could use the keys to issue himself cross-certificates. Since however the trusted cross-certificates are stored locally on the device or in a dedicated repository (so received cross-certificates within the IKE payload shall not be accepted), the hacker also needs to compromise the SEG or the local repository to be able to set up an IPsec tunnel.

Existing IPsec tunnels need not be torn down. The operator has to create a new roaming CA certificate, initiate new cross-certification and SEG certificates as if he would create new roaming agreements with all his partner networks. The old cross-certificates and certificates can be taken out of service by listing them in the CRL.

## 5.2.8 Roaming CA certificate renewal

The roaming CA certificate has to be renewed before the old roaming CA certificate expires. The renewing of a roaming CA certificate results in the need to renew the cross-certificates. This should be done before the old certificate expires.

## 5.2.9 SEG registration

If not already done, a SEG certificate has to be created (see clause 5.2.11 for a description on certificate creation).

If a SEG is added to the network, the policy database of this SEG has to be configured using device-specific management methods.

Other operators have to be informed of the new SEG: The SEG policy databases of SEGs in other networks may have to be adapted.

## 5.2.10 SEG deregistration

If a SEG is removed from the network, the SAs shall be removed using device-specific management methods. The operator of the SEG shall have the certificate of the SEG listed in his CRL. The SPD of the partner network may have to be adapted.

## 5.2.11 SEG certificate creation

Using device-specific management methods, the certificate creation shall be initiated. [As specified in section 7.2, either the CMPv2 protocol shall be used between the roaming CA and the SEG for automatic certificate enrolment or manual SEG certificate installation using PKCS#10 formats can be used. This is an operator decision depending for example on the number of SEG elements.](#)

## 5.2.12 SEG certificate revocation

If a SEG key pair gets compromised then the existing SAs shall be removed using device-specific management methods. The operator of the SEG shall have the certificate of the SEG listed in his CRL.

## 5.2.13 SEG certificate renewal

A new SEG certificate needs to be in place before the old SEG certificate expires. The procedure is similar to the SEG certificate creation and ~~can~~ shall be either fully automated by [using CMPv2 as specified in section 7.2 or done manually using PKCS#10 formats. This is an operator decision depending for example on the number of SEG elements.](#)

## 6 Profiling

~~Editor's note: "Motivation" statements marked with italic in chapters 6.1 and 6.2 are included in the drafting stage of the TS, but will be removed before submission for approval to TSG SA.~~

### 6.1 Certificate profiles

~~Editor's note: A more detailed check on using RFC3280 and draft-ietf-ipsec-pki-profile-02.txt as the main profiling base is needed. It needs to be assessed why and how we want to deviate from these papers. draft-ietf-ipsec-pki-profile-02.txt will not be referenced from this specification, but valuable profiling statements will be copied to the NDS/AF specification.~~

This clause profiles the certificates to be used for NDS/AF. An NDS/AF component shall not expect any specific behaviour from other entities, based on certificate fields not specified in this section.

Certificate profiling requirements as contained in this specification have to be applied in addition to those contained within RFC3280 [3]. This applies for both the SEG and the roaming CA.

Before fulfilling any certificate signing request, a roaming CA shall make sure that the request suits the profiles defined in this section. Furthermore, the CA shall check the Subject's DirectoryString order for consistency, and that the Subject's DirectoryString belongs to its own administrative domain.

~~————— Motivation: This addresses lesson from [http://www.jnsa.org/english/e\\_result.html](http://www.jnsa.org/english/e_result.html)~~

SEGs shall check compliance of certificates with the NDS/AF profiles and shall only accept compliant certificates.

~~————— Motivation: This addresses lesson from [http://www.jnsa.org/english/e\\_result.html](http://www.jnsa.org/english/e_result.html)~~

#### 6.1.1 Common rules to all certificates

- Version 3 certificate according to RFC3280 [3].

~~————— Motivation: This is the current state of the art [3].~~

- Hash algorithm for use before signing certificate: Sha-1 mandatory to support, MD-5 shall not be used.

~~————— Motivation: SHA-1, is state of the art, MD-5 shall not be used anymore as it is considered weaker~~

- ~~—~~ Subject and issuer name format.

- ~~—~~ Note that C is optional element. : (C=<country>), O=<Organization Name>, CN=<Some distinguishing name>. Organization and CN shall be in UTF8 format.

~~————— Motivation: RFC3280 states in clause 4.1.2.4 Issuer that The UTF8String encoding in RFC-2279 is the preferred encoding, and all certificates issued after December 31, 2003 MUST use the UTF8String encoding of DirectoryString (except in some migration cases).~~

or

- ~~—~~ ~~Subject and issuer name format.~~ Note that ou is optional element. : cn=<hostname>, (ou=<servers>), dc=<domain>, dc=<domain>.

~~————— Motivation: RFC 3280 states in clause 4.1.2.4 Issuer that implementations of this specification MUST be prepared to receive the domainComponent attribute, as defined in RFC 2247.~~

- CRLv2 support with LDAPv3 [5] retrieval shall be supported as the primary method of certificate revocation verification.
- Certificate extensions which are not mandated by this specification but which are mentioned within RFC3280 [3] ~~but not in NDS/AF~~ are optional for implementation.

## 6.1.2 CA Certificate profile

In addition to clause 6.1.1, the following requirements apply:

- The RSA key length shall be at least 2048-bit;

~~Motivation: "RSA Laboratories currently recommends key sizes of 1024 bits for corporate use and 2048 bits for extremely valuable keys like the root key pair used by a certifying authority"~~

~~see <http://www.rsasecurity.com/rsalabs/faq/3-1-5.html>~~

- Extensions:
  - Optionally non critical authority key identifier;
  - Optionally non critical subject key identifier;
  - Mandatory critical key usage: At least keyCertSign and CRL Sign should be asserted;
  - Mandatory critical basic constraints: CA=True, path length unlimited or at least 2.

## 6.1.3 SEG Certificate profile

SEG certificates shall be directly signed by the roaming CA, i.e. without employing any intermediate CAs. This limits NDS/AF complexity and makes retrieval and validation of intermediate CA certificates by SEGs unnecessary. Any SEG shall use exactly one certificate to identify itself within the NDS/AF.

In addition to clause 6.1.1, the following requirements apply:

- The RSA key length shall be at least 1024-bit

~~Motivation: "RSA Laboratories currently recommends key sizes of 1024 bits for corporate use and 2048 bits for extremely valuable keys like the root key pair used by a certifying authority"~~

~~see <http://www.rsasecurity.com/rsalabs/faq/3-1-5.html>~~

- Issuer name is the same as the subject name in the roaming CA certificate.
- Extensions:
  - Optionally non critical authority key identifier;
  - Optionally non critical subject key identifier;
  - Mandatory non-critical subjectAltName;
  - Mandatory critical key usage: At least digitalSignature and keyEncipherment shall be set;
  - Optional critical extended key usage: If present, at least server authentication and IKE intermediate shall be set;
  - Mandatory critical Distribution points: CRL distribution point;

NOTE: Depending on the availability of DNS between peer SEGs, the following rule is applied:

- subjectAltName should contain IP address (in case DNS is not available);
- subjectAltName should contain FQDN (in case DNS is available).

## 6.1.4 Cross-certificate profile

In addition to clause 6.1.1, the following requirements apply:

- Subject name is the same, which the authority of the other domain uses in its certificates;
- Issuer Name is the same as used for signing our entities;

- Extensions:
  - Optionally non critical authority key identifier;
  - Optionally non critical subject key identifier;
  - Mandatory critical key usage: At least keyCertSign and CRL Sign, should be asserted;
  - Mandatory critical basic constraints: CA=True, path length 0.

## 6.2 IKE negotiation and profiling

~~Editor's note: A more detailed check on using draft-ietf-ipsec-pki-profile-02.txt as the main profiling base is needed. It needs to be assessed why and how we want to deviate from these papers.~~

### 6.2.1 IKE Phase-1 profiling

The Internet Key Exchange protocol shall be used for negotiation of IPsec SAs. The following requirements on IKE in addition to those specified in NDS/IP [1] are made mandatory for inter-security domain SA negotiations over the Za-interface.

For IKE Phase 1 (ISAKMP SA):

- The use of RSA signatures for authentication shall be supported;
- The identity of the CERT payload (including the SEG certificate) shall be used for policy checks;
 

~~————— Motivation: ISAKMP contains two different payloads that allow the specification of the endpoint identity, the ID payload and the CERT payload. Within the NDS/AF framework only the SEG certificate is sent within IKE Phase 1 so there will be no ambiguity in selecting the peer ID from the received certificates. See also section 3.1.2 of draft-ietf-ipsec-pki-profile-02.txt on Endpoint identification.~~
- Initiating/responding SEG are required to send certificate requests in the IKE messages;
 

~~————— Motivation: suggested by draft-ietf-ipsec-pki-profile-02.txt to avoid interoperability problems~~

NOTE: At least a CERTREQ payload with an empty CA name field should be sent to avoid interoperability problems.
- Cross-certificates shall not be sent by the peer SEG as they are pre-configured in the SEG;
 

~~————— Motivation: avoiding known problems (see clause 5.3.5.2)~~
- The SEG shall always send its own certificate in the certificate payload of the last (third) IKE Main Mode message;
 

~~————— Motivation: avoids the need to cache Peer SEG certificates.~~
- The certificates in the certificate payload shall be encoded as type 4 (X.509 Certificate – Signature);
- The lifetime of the Phase 1 IKE SA (ISAKMP SA) shall be limited to at most the remaining validity time of the peer SEG certificate that would expire first.

NOTE: Depending on the availability of DNS between peer SEGs, the following rule is applied:

- subjectAltName and ISAKMP policy should both contain IP address (in case DNS is not available);
- subjectAltName and ISAKMP policy should both contain FQDN (in case DNS is available).

## 6.2.2 Potential interoperability issues

Some PKI-capable VPN gateways do not support fragmentation of IKE packets, which becomes an issue when more than one certificate is sent in the certificate payloads, forcing IKE packet fragmentation. This means that direct cross-certification or manually importing the peer CA certificate to the local SEG and trusting it is preferable to bridge CA systems. When IKE is run over pure IPv6 the typical MTU sizes do not increase and long packets still have to be fragmented (allowed for end UDP hosts even for IPv6, see Path MTU Discovery for IPv6 – [6]), so this is a potential interoperability issue.

Certificate encoding with PKCS#7 is supported by some PKI-capable VPN gateways, but it shall not be used.

## 6.3 Path validation

### 6.3.1 Path validation profiling

- Validity of certificates received from the peer SEG shall be verified by CRLs retrieved with LDAP, based on the CRL Distribution Point in the certificates.
- A SEG shall not validate received certificates from the peer SEG whose validity time has expired, but end the path validation with a negative result.
- A SEG shall not validate received certificates from the peer SEG whose CRL distribution point field is empty, but end the path validation with a negative result.
- Certificate validity calculation results shall not be cached for longer than the resulting IKE Phase 1 lifetime.

---

# 7 Detailed description of architecture and mechanisms

## 7.1 Repositories

During VPN tunnel establishment, each SEG has to verify the validity of its peer SEG's certificate according to section 5.2.2. Any certificate could be invalid because it was revoked (and replaced by a new one) or a SEG or operator has been deregistered.

SEG<sub>B</sub> has to verify that:

- a) the cross-certificate of CA<sub>A</sub> is still valid;
- b) the certificate of SEG<sub>A</sub> is still valid,

and be able to:

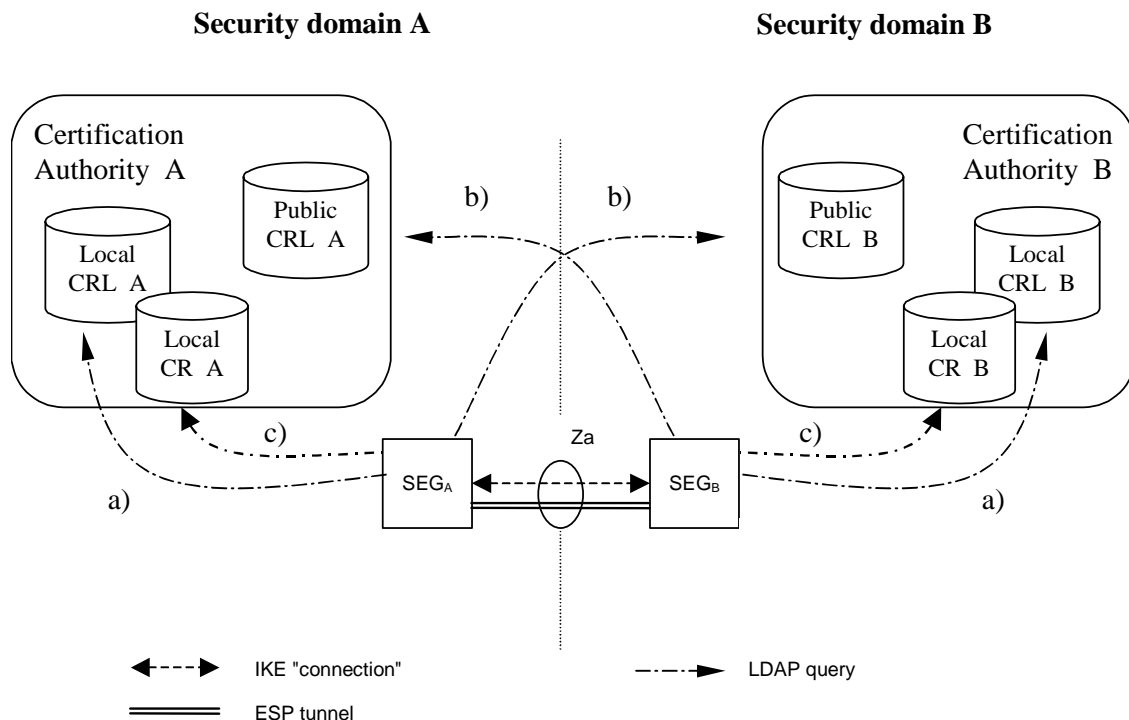
- c) fetch the cross-certificate of CA<sub>A</sub> (if not found in SEG<sub>B</sub>'s cache).

SEG<sub>A</sub> performs the same checks from its own perspective.

Check a) can be performed by querying the local CRL. For check b), a CRL of the peering CA shall be queried. At this point of time, the VPN tunnel is not yet available, therefore the public CRL of the peering CA shall be accessible for a SEG without utilising the Za interface.

Figure 4 illustrates the repositories and the above-mentioned steps a) – c). The local CR contains cross-certificates, the local CRL contains cross-certificate revocations, and the public CRL contains revocations of SEG and CA certificates, and can be accessed by other operators.





**Figure 4: Repositories**

The public and local repositories of a CA may be implemented as separate databases or as a single database which is accessible via two different interfaces. Access to the "public" CRL is public with respect to the interconnecting transport network (e.g. GRX). The public CRL should be adequately protected (e.g by a firewall) and the owner of the public CRL may limit access to it according to his roaming agreements. [Access to a public CRL database shall not be done via the ESP tunnel of the Za-interface.](#)

**NOTE:** [First this is not necessary as the retrieved CRL is integrity protected and contains no confidential information. Secondly access via an unprotected interface is anyhow necessary in case no currently valid security association is available to access the public CRL database and would require a dynamic behaviour of the IPsec policy database.](#)

SEGs shall use LDAP to access the CRL and cross-certificate repositories.

**NOTE:** Interfaces a) and c) for locating the data used for functions in Za interface belong to the scope of NDS/AF (in addition to public b) interface) as the purpose is to guarantee the interoperability between different SEG and repository implementations. The possible migration to the cross-certification with a Bridge CA would also require these interfaces to be specified.

~~Editor's note: Further specification of public CRL interface and its relation to Za is ffs.~~

## 7.2 Life cycle management

Certificate Management Protocol v2 (CMPv2) [4] shall be the supported protocol to provide certificate lifecycle management capabilities. All SEGs and Roaming CAs shall support initial enrolment by SEG from CA via CMPv2, i.e. receiving a certificate from the roaming CA, and updating the key of the certificate via CMPv2 before the certificate expires.

Enrolling a certificate to a SEG is an operation done more often than inter-operator cross-certifications, thus more automation ~~is~~ could be required [by the operator](#) than is possible with a PKCS#10 approach. [However, also manual SEG certificate installation using PKCS#10 formats shall be supported.](#) It should be also noted that the lifetime of a cross-certificate is considerably longer than the lifetime of a SEG certificate. The basic CMPv2 functionalities such as enrolment and key update are widely implemented and interoperable.

Editor's note: CMPv2 is still at draft status, but is already widely supported (see 'CMP Interop Project': <http://www.ietf.org/proceedings/00dec/slides/PKIX-4/>), and expected to move to Draft Standard status in the near future. Thus it is expected that CMPv2 receives a RFC status before the NDS/AF specification is completed. Additionally, CMPv2 is preferred to CMPv1(RFC2510), because of the interoperability issues with CMPv1.

## 7.3 Cross-certification

Both operators use the following procedure to create cross-certificates:

1. The roaming CA creates a PKCS#10 certificate request, and sends it to the other operator;
2. The roaming CA receives a similar request from the other operator;
3. The roaming CA accepts the request and creates a new cross-certificate;
4. The cross-certificate is stored once into the local CR and LDAP is used to fetch cross-certificates.

## 7.4 Revoking a cross-certificate

The following procedure is used to revoke a cross-certificate:

1. The cross-certificate is added into the CRL;
2. The cross-certificate is removed from the CR.

## 7.5 Authentication during the IKE phase 1

Authentication during IKE Phase 1 is shown in Figure 4 above. The SEGA uses the following procedure to authenticate SEGB:

1. SEGA requests SEGB's certificate using the IKE certificate request payload;
2. SEGA receives SEGB's certificate inside the IKE certificate payload;
3. SEGA fetches a CRL from the (public) CRLb if the locally cached CRL has not yet expired;
4. SEGA uses this CRL to verify the status of SEGB's certificate;
5. SEGA uses either the locally cached cross-certificate or fetches the cross-certificate from the (local) CRA;
6. SEGA fetches a CRL from the (local) CRLa if the locally cached CRL has not yet expired;
7. SEGA uses this CRL to verify the status of the cross-certificate;
8. SEGA verifies the status of the roaming CAa certificate if the roaming CAa is not a top-level CA, otherwise roaming CAa is implicitly trusted;
9. SEGA authenticates SEGB (verifies signatures).

NOTE: A cross-certificate only needs to be checked if SEGA and SEGB belong to different CAs.

## 7.6 CRL management

NDS/AF compliant SEGs shall not send an ISAKMP CERTREQ where the Certificate Type is "Certificate Revocation List (CRL)". Receiving SEGs may ignore this request as section 6.1.3 specifies that CRLs shall be retrieved via a CRL distribution point.

The CRL issuer (which is in most cases the CA) shall only issue full CRLs. The use of delta CRLs is not allowed because of possible interoperability problems and because in the NDS/AF environment the full CRL is not expected to grow too large. The full CRL shall only contain revoked certificates applicable for use within NDS/AF. The CRL issuer shall issue a CRL also in cases that there are no revoked certificates. A SEG is not obliged to query for a CRL via the

CRL Distribution Point if a cached one is still available and valid. If no valid cached CRL is available, the SEG shall fetch a new CRL. If no valid CRL can be fetched, the SEG shall treat this as an error and cancel tunnel establishment.

~~Editor's note: It is for ffs whether the ISAKMP SA lifetime shall be restricted to at most the remaining time + delta defined within the CRLs NextUpdate field. This might result in following guideline  $\min(\text{Cert. chain lifetime, CRLs lifetimes}) \geq \text{IKE SA lifetime} \geq \text{IPsec SA lifetime}$~~

---

## 8 Backward compatibility

NDS/IP describes an authentication framework whereby IKE Phase 1 negotiation is based on the Pre-shared Secret Key (PSK) authentication method. NDS/AF describes an optional authentication framework which enables NDS/IP SEGs to perform IKE phase 1 negotiation based on the RSA Signatures authentication method. An NDS/AF compliant SEG shall also contain NDS/IP functionality. However, an NDS/IP compliant SEG need not contain NDS/AF functionality.

Device-specific management has to be used to reconfigure a SEG such that NDS/AF functionality will be used at the IKE initiator side for IKE Phase 1 negotiation. The transition towards NDS/AF-based authentication may be done on a SEG by SEG basis. Before the first NDS/AF SEG is taken into use it shall be assured that all needed NDS/AF functionality like CRs, CRL databases are available and working. The setting up of a NDS/AF-based IPsec tunnel can be tested in parallel to the protection of existing traffic using the PSK authentication method.

A smooth migration may be done in the following way:

- a NDS/AF SEG shall provide several algorithm proposal's during IKE Phase 1 negotiation, some based on the RSA signature authentication method, others based on the PSK authentication method;
- the responding IKE peer will select PSK authentication method if it does not support RSA signature authentication method, but it may select RSA signature authentication method if it complies with NDS/AF.
- the IKE responder policy shall be configured such that the RSA signature authentication method shall take precedence over the PSK authentication method to ensure that it is used as soon as the IKE initiator proposes the RSA signature authentication method.

If the SEGs of both operators support NDS/AF-based authentication then both SEG settings may be changed. The pre-shared secrets may then be removed from the SEGs and the IKE initiator shall only use the RSA signature authentication method. However, this removal of PSK is not essential as it may be used as a fallback mechanism. Some care has to be taken that the policy between SEGs of different operators be coordinated otherwise this may result in failed tunnel set up. This would be the case if the initiating IKE peer only uses the RSA signature authentication method and the responding IKE peer only accepts the PSK authentication method. Furthermore, if the PSK is kept as a fallback mechanism after the RSA signature authentication method is introduced, then fallback to PSK should only be allowed if the operator makes a policy change in the SEGs to allow PSK to be used. The operator may temporarily allow fallback to PSK if, for example, the SEGs are unable to verify the necessary certificates because of problems with the PKI. If PSK is kept as a fallback then it may be necessary to renew the PSK periodically for security reasons, or if PSK compromise is suspected.

---

## Annex A (normative): Critical and non critical Certificate Extensions

According to RFC3280 [3] section 4.2 a certificate extension can be designated as either critical or non-critical.

*"A certificate using system MUST reject the certificate if it encounters a critical extension it does not recognize; however, a non-critical extension MAY be ignored if it is not recognized."*

Optional and mandatory support statements (e.g. section 6 Profiling) are being made with respect to implementation requirements. A receiving SEG shall be able to process an extension marked as critical that is mandatory to support in NDS/AF. When optional to support, a received extension marked as critical shall lead to an error according to RFC 3280.

---

## Annex B (informative): Decision for the simple trust model

### B.1 Introduction

In order to document the decision for the "simple trust model", which requires manual cross-certification, this section discusses technical advantages and disadvantages of two basic approaches to providing inter-operator trust for purposes of roaming traffic protection, namely **cross-certification** and a **Bridge CA**. The Bridge CA is an extension of the cross-certification approach, and identified as one of the recommendable solutions for providing inter-operator trust in NDS/AF feasibility study (TR 33.810). Taking into account the current state of PKI software and the general need for simple solutions when there is a choice, the cross-certification without a Bridge CA was chosen for the NDS/AF TS. This Annex discusses the background motivation for such direction.

The direct cross-certification without Bridge CA model is associated strongly with the current practice in the Internet IPsec world, where each IPsec connection is configured with a list of trusted CAs, and anyone with a certificate that has a trust path that can be followed up to such trusted CA (trust anchor) is allowed access. In this model, cross-certification is done at the time the roaming agreement is made. This is called the "**simple trust model**."

The Bridge CA model assumes that all operators wishing to establish a roaming agreement with other operators will first get certified by the Bridge CA for purposes of identification by other operators. This is a necessary preliminary step. Next, when the roaming agreement is done, the operators will configure their IPsec tunnels, with information about which one of the identifiable operators (who have a certificate issued by the Bridge CA) can use that tunnel. This is called the "**extended trust model**", or "separated trust and access control."

This Annex does not discuss the benefits of certificates vs. Pre-Shared Keys. The benefit of cross-certification vs. the explicit listing of roaming peer CAs includes the easier evolution path to a possible eventual Bridge CA model.

---

### B.2 Requirements for trust model in NDS/AF

The following is a list of requirements for the trust model for NDS/AF:

- A. *Simplicity and ease of deployment.* PKI brings many benefits when a large number of operators need to tunnel traffic in a mesh configuration, but its adoption should not be hindered by an unnecessarily complex technical solution. The required technical and legal operations necessary for exchanging traffic with another operator should be as easy and straightforward as possible;
- B. *Compatibility with existing standards.* Unless there are explicit requirements why existing PKI standards should be extended to accommodate 3GPP environment, the 3GPP specifications should be accommodated to the existing standards. This allows best choice of equipment for operators and allows interoperability with non-3GPP environments;
- C. *Usable by both GRX and non-GRX operators.* Both operators making use of GRX providers and those without (using leased lines or even the public Internet), should be able to make use of NDS/AF measures to exchange traffic securely.

---

### B.3 Cross-certification approaches

#### B.3.1 Manual Cross-certification

The trust model of manual cross-certification is characterized by the clause: "Trust nobody unless explicitly allowed". Issuing a certificate for the authority to be trusted creates the allowances. The manual cross-certification is easy to understand. Also the security of this depends only on the decisions done locally.

## B.3.2 Cross-certification with a Bridge CA

The trust model of bridge-CA can be characterized by the clauses:

- "Trust everybody that the Bridge-CA trusts unless explicitly denied". Explicit denials are handled by writing the restrictions (in the form of name constraints) to the certificate issued to the bridge.
- "Trust everybody listed in the certificate which I issued to the bridge". Explicit allowances are listed in the certificate issued to the bridge (in the form of name constraints).

Name constraint is a rarely used extension for X.509 certificates. In essence it is a clause that says who to trust or who not to trust based on names on certificates. The fact that they are relative rarely used and the fact that there is so little official documentation about them is a risk. Name constraints also require that there is some organization doing registration of names in order to avoid name collisions.

---

## B.4 Issues with the Bridge CA approach

### B.4.1 Need for nameConstraint support in certificates or strong legal bindings and auditing

If no precautions are taken, it is possible that an operator (M) whose Roaming CA has been signed by the Bridge CA (= certified by the Bridge), creates certificates that resemble another operator's (A) certificates, letting M access to operator (B)'s network, even without authorization.

Let's say operator B has the following configuration for access to her subnetwork reserved for handling roaming traffic:

- Local-Subnetwork = some ipv6 subnetwork address;
- TrustedCA's = BridgeCA;
- AllowedCertificateSubject = O=Operator A or O=Operator C or O=Operator D.

NOTE: The IP addresses of the remote SEGs are not limited, as authentication is done based on certificates, and all trusted operators are allowed similar access. If different foreign operators would require to access different subnetworks, there would be several configuration blocks like the above, with the IP addresses appropriately specified.

Such "AllowedCertificateSubject" feature (the term name is imaginary) is widely supported by PKI-capable IPSec devices.

If Operator M used certificates of the following form for her certificates, she would not be allowed in:

- Subject: CN=SEG 1, O=Operator M;
- Signer: CN=Roaming CA, O=Operator M.

However, she can fabricate certificates of the following form:

- Subject: CN=SEG 1, O=Operator A;
- Signer: CN=Roaming CA, O=Operator M.

Using such certificates would allow full but illegitimate access to Operator B's network revealed for use by Operator A.

Now, there are the following possibilities to circumvent the problem:

1. checking also the Signer name when authenticating foreign operators, either by a) a proprietary "AllowedCertificateSigner" property or b) support for nameConstraints in the Bridge CA certificate issued to operator M;
2. establishing strong legal bindings and auditing that would discourage Operator M from such illegitimate fabrication of Operator A certificates.

The problem with solution 1.a is that such "AllowedCertificateSigner" is not commonly supported by current PKI end-entity products, being in conflict with requirement B.

The problem with solution 1.b is that such "nameConstraints" attribute in certificates is not commonly supported by current PKI CA or end-entity products, being in conflict with requirement B.

The problem with solution 2 is that first of all, an organization willing to run a Bridge CA has to be found before any pair of operators can exchange roaming traffic with NDS/AF mechanisms. Next, there shall be established paperwork and auditing procedures to make sure that the exploit described here can be detected. This is in conflict with requirement A. Also, the illegitimate act described could not be technically prevented beforehand.

If name constraints are used, every time a new roaming agreement is made, each operator shall update the certificate they issue for the Bridge, adding the new roaming partner's name into the certificate. From the point of view of one operator, the number of new certificate signing operations is the same whether a Bridge CA or a direct cross-certification model is in use.

## B.4.2 Preventing name collisions

If name constraints are used to prevent the additional "bureaucracy" involved with the Bridge CA, the names written into the certificate need to be registered with a third party to prevent two operators accidentally or on purpose using the same name in their certificates. This is in conflict with requirement B.

## B.4.3 Two redundant steps required for establishing trust

As described in the introduction, with the "extended trust model", each operator shall first be certified by the bridge (authentication), and then as the second step, enumerate the trusted operators when configuring the IPSec tunnel (access control).

For the Bridge CA model to work, there is a need for organization that all the other parties involved can trust - and the trust shall be transitive! If you trust the bridge, you shall also trust the other organizations joining to the bridge via the cross-certification. If Operator A and the Bridge CA cross-certify with each other, Operator A will automatically trust every other certified operator to obey the rules. And this trust is not related to the roaming traffic tunnel; the tunnel has to be configured independently of the PKI.

So even if configuring new certificates in the SEGs is avoided when cross-certification is used, the roaming information shall be configured and maintained in the SEG some other way. And the hard part: How the trust provided by the PKI and the roaming agreements is combined, because clearly in this case PKI provided trust is not the same as roaming agreements.

Two steps would be needed:

1. building "trust" through Bridge CA => authenticating the peer SEG;
2. specify in the tunnel configuration which peering SEGs can be trusted.

If the cross-certification is done without a Bridge CA, the steps can be combined into one. What is the additional value of the PKI provided trust (step 1), if the peering SEGs have to be restricted in any case?

## B.4.4 Long certificate chains connected with IKE implementation issues

If Bridge CA is used, a Roaming CA certificate has to be sent in the certificate payload in addition to the local end entity (SEG) certificate. This leads in Ethernet environments to the fragmentation of the IKE packet, which some current IKE implementations do not support. It is a problem in the implementation, not the protocol. Even in IPv6, the IKE UDP packets need to be fragmented, posing a potential interoperability problem. Clearly it is not a solution to use a different protocol, but instead the current implementations should be fixed. Still, taking into account requirement B, it is safer to avoid the problem altogether by not forcing the fragmentation of IKE packets by not using a Bridge CA.

## B.4.5 Lack of existing relevant Bridge CA experiences

The Federal PKI in the USA is an example deployment where a Bridge CA is used to connect together CAs of the various federal agencies. It seems to be however the only documented one of its kind, and is connected with very heavy policy documentation and obviously heavy auditing practices, even within one organization, the federal government. The bridge approach is warranted in the case, because they want to automatically check whether some entity has legal rights to sign some document. The number of entities doing cross-domain PKI validation can be several millions, and it is impossible for one validating entity to keep count of individual signers.

In 3G roaming, the situation is in many ways different. When a new operator is born, the other ones do not automatically want to exchange roaming traffic with the new one, but a legal agreement with that operator and a technical tunnel establishment shall be done. In Federal PKI, the situation is the opposite: nothing should need to be done and still be able to trust the other.

In the Federal PKI, the paperwork and processes make name constraints in certificates unnecessary, and IKE is supposedly not used together with the Bridge CA.

---

## B.5 Feasibility of the direct cross-certification approach

This chapter discusses the direct cross-certification, i.e. manual cross-certification approach, where operators are doing the cross-certification operation only when agreeing to set up a tunnel with another operator. This tunnel setup is a legal and technical operation in any case, so it is feasible to do also the cross-certification at this time, removing the need for the initial step to cross-certify with the Bridge CA.

There is no technical difference regarding the feasibility of direct cross-certification or Bridge CA in the context of GRX or non-GRX environment. GRX might be one possible choice for providing the Bridge CA services.

### B.5.1 Benefits of direct cross-certification

The benefits of the direct cross-certification is that as a mechanism it is well known, supported widely by current PKI products and there even exists an evolution path to a Bridge CA solution if the products come to support it adequately, a Bridge CA is established, and the number of operators becomes so large to warrant the use of the Bridge CA technology. Bridge CA uses the cross-certification mechanisms in any case.

The tunnel configuration would look like the following:

- Local-Subnetwork = some ipv6 subnetwork address;
- TrustedCA's = LocalCA.

The information of which operator is allowed access is implicit in the direct cross-certifications that have been done by the LocalCA, thus authentication and access control are tightly connected. If different foreign operators need to access different subnetworks, there would be separate tunnel configurations with SEG IP address for each, including an "AllowedCertificateSubject" limitation. The "AllowedCertificateSigner" limitation is not needed as necessary in this model (compared to the bridge CA model), since the set of operators which can be authenticated are only the ones, that have previously been agreed to trust when doing the direct cross-certification. In the bridge CA case, the set of operators which can be authenticated includes all operators who have joined to the bridge.

### B.5.2 Memory and processing power requirements

In case of direct cross-certification, each operator shall store the certificates issued for the other operators locally. They could be stored in the SEG devices, or then in a common repository.

If an operator makes roaming agreements with 500 other operators, this would require roughly 1000 kilobytes of memory, if the operator signs the certificates herself, and one certificate takes 1 kilobyte of memory. This should be quite feasible taken into account the high-end nature of SEG hardware.

Processing power benchmark for validating certificates:

- Hardware: 800 MHz Pentium III, 256 MB of memory.



- 200 x 1024-bit RSA certificates, 1 Root CA (operator's own CA), 200 Sub CAs (other operator CAs) and 200 end entity (SEG) certificates. Also CRLs were verified. Both certificates and CRLs were loaded from disk during the test. The whole test took 3.5 seconds, with probably disk I/O taking most of the time.

In this test 200 certificate chains were validated up to the trusted root.

### B.5.3 Shortcomings

As discussed in the previous section, the Bridge CA approach saves memory or storage space in SEGs, because all the other operators Roaming CA certificates do not need to be stored with other operators. Just the Bridge CA certificate would be stored, and other certificates retrieved during IKE negotiation.

### B.5.4 Possible evolution path to a Bridge CA

If needed, it is possible to take the Bridge CA into use gradually, given that the support by PKI products becomes reality. From one operator's point of view, the bridge CA would be like any other operator so far, and a cross-certification would be made, but additionally the name constraints in the certificate issued for the Bridge CA should be updated every time a new roaming agreement is made.

---

## Annex C (informative): Decision for the CRL repository access protocol

In order to document the decision for the protocol to access CRL repositories, this section summarises technical advantages and disadvantages of the two candidates.

### **LDAP**

- + implemented by all PKI products (unless purely manual)
- + scalability
- + flexibility (integration possibility to other systems, automatic public key retrieval possibility)
- complexity

### **HTTP**

- + simple
- not supported by all PKI products (although widely supported)

LDAP was chosen as the more future-proof protocol. Although more complex than HTTP, LDAP is well established amongst PKI vendors and operators.

## Annex D (informative): Decision for storing the cross-certificates in CR

In order to document the decision for storing the cross-certificates in Certificate Repository, fetching those with LDAP and caching them in SEGs, this section summarises technical advantages and disadvantages of the three alternatives.

The following table summarizes differences between alternatives:

**Table D.1**

<b>Issue</b>	<b>A) Cross-certificates are stored into SEGs:</b>	<b>B) Cross-certificates are stored into CRs:</b>	<b>C) Cross-certificates are stored into CRs and cached in SEGs upon usage:</b>
1) Initialization issues: storing the cross-certificate during the cross-certification	The cross-certificate is <i>initially</i> stored in several places, that is, into <i>all</i> SEGs (estimated number is between 2 and 10). Pros: -  Cons: Certificate must be initially copied in several places. SEGs from different manufacturers may have other O&M interfaces to handle the certificates.	The cross-certificate is <i>initially</i> stored in CR. Pros: The handling is fully standardized. Certificate is initially copied in one place only. The operator should have the repository anyway (due to CRL handling). Cons: -	The cross-certificate is <i>initially</i> stored in CR. Pros and cons as in B).
2) Usage issues: latency during the IKE Phase 1	Pros: No extra latency Cons: -	Pros: - Cons: More latency caused by extra LDAP query (the cross-certificate is queried)	Pros & cons: as in B) at the first time, and as in A) at subsequent times
3) Cleanup issues: removing the cross-certificate	Pros: - Cons: The cross-certificate has to be removed from several places, that is, from <i>all</i> SEGs	Pros: The cross-certificate has to be removed from one single place only Cons: -	Pros: - Cons: The cross-certificate has to be removed from <i>both</i> CR <i>and</i> each SEG.
NOTE:	this functionality is needed only to be able to revoke cross-certificates before the next CRL gets published.		
4) Security issues	Pros: No single point of failure exists. Cons: -	Pros: - Cons: CR represents a single point of failure suitable for an attacker, e.g. to submit a denial of service attack by breaking the communication at the CR.	Pros: Single point of failure partly mitigated Cons: -

### Analysis:

- Alternative B) requires one additional LDAP query in every IKE Phase 1 negotiation and will introduce new error cases
- Latency of LDAP: information from LDAP to local disk is cached and populating it takes some time, but in practice this time is not significant.
- The benefit of alternative B) and C) compared to alternative A) is easier management, that is, storing and removing the certificate in/from one single place only.

**Conclusion:** alternative C) is the most feasible choice, because it combines good points of alternatives A) and B).

## Annex E (informative): Change history

Change history							
Date	TSG #	TSG Doc.	CR	Rev	Subject/Comment	Old	New
02-2003					TOC proposal for SA3#27		0.0.1
02-2003					Content of SA3#27 approved TDoc S3-030083 added and meeting comments incorporated	0.0.1	0.1.0
04-2003					Editorial changes and corrections	0.1.0	0.2.0
05-2003					Updated according to SA3#28 decisions	0.2.0	0.3.0
07-2003					Editorial corrections and clarification agreed by SA3#28	0.3.0	0.4.0
09-2003					After SA3#29 email approved pseudo-CRs incorporated	0.4.0	0.5.0
10-2003	SA3#30				SA3#30 decisions incorporated	0.5.0	0.6.0
11-2003	SA3#31				SA3#31 agreements included	0.6.0	0.7.0
12-2003	SP-22	SP-030587	-	-	Presentation to TSG SA#22 for Information	0.7.0	1.0.0
02-2004	SA3#32				SA3#32 agreements included	1.0.0	1.1.0

---

# 3GPP TS 33.310 V1.1.0 (2004-02)

---

*Technical Specification*

**3rd Generation Partnership Project;  
Technical Specification Group Service and System Aspects;  
Network Domain Security; Authentication Framework;  
(Release 6)**



The present document has been developed within the 3<sup>rd</sup> Generation Partnership Project (3GPP™) and may be further elaborated for the purposes of 3GPP.

The present document has not been subject to any approval process by the 3GPP Organizational Partners and shall not be implemented. This Specification is provided for future development work within 3GPP only. The Organizational Partners accept no liability for any use of this Specification. Specifications and reports for implementation of the 3GPP™ system should be obtained via the 3GPP Organizational Partners' Publications Offices.

---

Keywords

---

Security, NDS, Authentication

**3GPP**

Postal address

---

3GPP support office address

---

650 Route des Lucioles - Sophia Antipolis  
Valbonne - FRANCE  
Tel.: +33 4 92 94 42 00 Fax: +33 4 93 65 47 16

Internet

---

<http://www.3gpp.org>

---

**Copyright Notification**

---

No part may be reproduced except as authorized by written permission.  
The copyright and the foregoing restriction extend to reproduction in all media.

© 2003, 3GPP Organizational Partners (ARIB, CCSA, ETSI, T1, TTA, TTC).  
All rights reserved.

# Contents

Foreword.....	5
Introduction.....	5
1 Scope .....	6
2 References .....	6
3 Definitions and abbreviations .....	7
3.1 Definitions.....	7
3.2 Abbreviations .....	7
4 Introduction to Public Key Infrastructure (PKI).....	8
4.1 Manual Cross-certification.....	8
4.2 Cross-certification with a Bridge CA .....	8
5 Architecture and use cases of the NDS/AF .....	8
5.1 PKI architecture for NDS/AF.....	8
5.1.1 General architecture.....	9
5.2 Use cases .....	10
5.2.1 Operator Registration: Creation of roaming agreement.....	10
5.2.2 VPN tunnel establishment .....	11
5.2.3 Operator deregistration: Termination of roaming agreement .....	11
5.2.4 Roaming CA registration.....	11
5.2.5 Roaming CA deregistration .....	11
5.2.6 Roaming CA certificate creation .....	11
5.2.7 Roaming CA certificate revocation .....	12
5.2.8 Roaming CA certificate renewal .....	12
5.2.9 SEG registration .....	12
5.2.10 SEG deregistration.....	12
5.2.11 SEG certificate creation.....	12
5.2.12 SEG certificate revocation.....	12
5.2.13 SEG certificate renewal .....	12
6 Profiling.....	13
6.1 Certificate profiles.....	13
6.1.1 Common rules to all certificates .....	13
6.1.2 CA Certificate profile .....	13
6.1.3 SEG Certificate profile .....	13
6.1.4 Cross-certificate profile .....	14
6.2 IKE negotiation and profiling.....	14
6.2.1 IKE Phase-1 profiling.....	14
6.2.2 Potential interoperability issues .....	15
6.3 Path validation.....	15
6.3.1 Path validation profiling .....	15
7 Detailed description of architecture and mechanisms .....	15
7.1 Repositories.....	15
7.2 Life cycle management .....	16
7.3 Cross-certification.....	17
7.4 Revoking a cross-certificate .....	17
7.5 Authentication during the IKE phase 1 .....	17
7.6 CRL management.....	17
8 Backward compatibility.....	18
B.1 Introduction .....	20
B.2 Requirements for trust model in NDS/AF.....	20
B.3 Cross-certification approaches.....	20
B.3.1 Manual Cross-certification .....	20

- B.3.2 Cross-certification with a Bridge CA ..... 21
- B.4 Issues with the Bridge CA approach ..... 21
  - B.4.1 Need for nameConstraint support in certificates or strong legal bindings and auditing ..... 21
  - B.4.2 Preventing name collisions ..... 22
  - B.4.3 Two redundant steps required for establishing trust ..... 22
  - B.4.4 Long certificate chains connected with IKE implementation issues ..... 22
  - B.4.5 Lack of existing relevant Bridge CA experiences ..... 23
- B.5 Feasibility of the direct cross-certification approach..... 23
  - B.5.1 Benefits of direct cross-certification..... 23
  - B.5.2 Memory and processing power requirements ..... 23
  - B.5.3 Shortcomings ..... 24
  - B.5.4 Possible evolution path to a Bridge CA..... 24



---

## Foreword

This Technical Specification has been produced by the 3<sup>rd</sup> Generation Partnership Project (3GPP).

The contents of the present document are subject to continuing work within the TSG and may change following formal TSG approval. Should the TSG modify the contents of the present document, it will be re-released by the TSG with an identifying change of release date and an increase in version number as follows:

Version x.y.z

where:

- x the first digit:
  - 1 presented to TSG for information;
  - 2 presented to TSG for approval;
  - 3 or greater indicates TSG approved document under change control.
- y the second digit is incremented for all changes of substance, i.e. technical enhancements, corrections, updates, etc.
- z the third digit is incremented when editorial only changes have been incorporated in the document.

---

## Introduction

For 3GPP systems there is a need for truly scalable entity Authentication Framework (AF) since an increasing number of network elements and interfaces are covered by security mechanisms.

This specification provides a highly scalable entity authentication framework for 3GPP network nodes. This framework is developed in the context of the Network Domain Security work item, which effectively limits the scope to the control plane entities of the core network. Thus, *the Authentication Framework will provide entity authentication for the nodes that are using NDS/IP.*

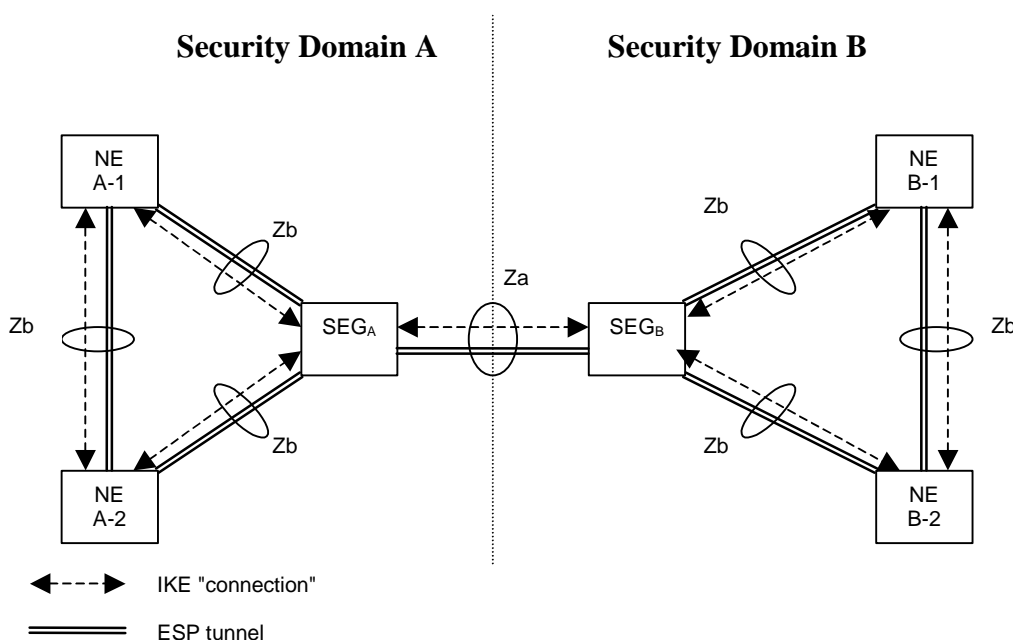
Feasible trust models (i.e. how CAs are organized) and their effects are provided. Additionally, requirements are presented for the used protocols and certificate profiles, to make it possible for operator IPsec and PKI implementations to interoperate.

# 1 Scope

The scope of this Technical Specification is limited to authentication of network elements, which are using NDS/IP, and located in the inter-operator domain. This means that this Specification concentrates on authentication of Security Gateways (SEG), and the corresponding Za-interfaces. Authentication of elements in the intra-operator domain is considered as an internal issue for operators. This is quite much in line with [1] which states that only Za is mandatory, and that the security domain operator can decide if the Zb-interface is deployed or not, as the Zb-interface is optional for implementation. However, NDS/AF can easily be adapted to the intra-operator use since it is just a simplification of the inter-operator case when all NDS/IP NEs and the PKI infrastructure belong to the same operator. Validity of certificates may be restricted to the operator's domain.

**NOTE:** In case two SEGs interconnect separate network regions under a single administrative authority (e.g. owned by the same mobile operator) then the Za-interface is not subject to roaming agreements, but the decision on applying Za-interface is left to operators.

The NDS architecture for IP-based protocols is illustrated in Figure 1.



**Figure 1: NDS architecture for IP-based protocols [1]**

# 2 References

The following documents contain provisions which, through reference in this text, constitute provisions of the present document.

- References are either specific (identified by date of publication, edition number, version number, etc.) or non-specific.
- For a specific reference, subsequent revisions do not apply.
- For a non-specific reference, the latest version applies. In the case of a reference to a 3GPP document (including a GSM document), a non-specific reference implicitly refers to the latest version of that document *in the same Release as the present document*.

- [1] 3GPP TS 33.210: "3rd Generation Partnership Project; Technical Specification Group Services and System Aspects; 3G Security; Network domain security; IP network layer security".
- [2] IETF RFC 2986: "PKCS#10 Certification Request Syntax Specification Version 1.7".

- [3] IETF RFC 3280: "Internet X.509 Public Key Infrastructure Certificate and CRL Profile".
- [4] IETF Draft draft-ietf-pkix-rfc2510bis-08.txt: "Internet X.509 Public Key Infrastructure Certificate Management Protocol".
- [5] IETF RFC 2252: "Lightweight Directory Access Protocol (v3): Attribute Syntax Definitions".
- [6] IETF RFC 1981: "Path MTU Discovery for IP version 6".
- [7] "PKI basics – A Technical Perspective", November 2002,  
[http://www.pkiforum.org/pdfs/PKI\\_Basics-A\\_technical\\_perspective.pdf](http://www.pkiforum.org/pdfs/PKI_Basics-A_technical_perspective.pdf)
- [8] 3GPP TR 21.905: "Vocabulary for 3GPP Specifications".

---

## 3 Definitions and abbreviations

### 3.1 Definitions

For the purposes of the present document, the definitions given in 3GPP TR 21.905 [8] and the following definitions apply:

**Local CR:** Repository that contains cross-certificates.

**Local CRL:** Repository that contains cross-certificate revocations.

**PSK:** Pre-Shared Key. Method of authentication used by IKE between SEG in NDS/IP [1].

**Public CRL:** Repository that contains revocations of SEG and CA certificates and can be accessed by other operators.

**Roaming CA:** The CA that is responsible for issuing certificates for SEG that have interconnection with another operator.

### 3.2 Abbreviations

For the purposes of the present document, the abbreviations given in TR 21.905 [8] and the following abbreviations apply:

AF	Authentication Framework
CA	Certification Authority
CR	Certificate Repository
CRL	Certificate Revocation List
NDS	Network Domain Security
PSK	Pre-Shared Key
SEG	Security Gateway
VPN	Virtual Private Network
Za	Interface between SEGs belonging to different networks/security domains (a Za interface may be an intra or an inter operator interface).
Zb	Interface between SEGs and NEs and interface between NEs within the same network/security domain

---

## 4 Introduction to Public Key Infrastructure (PKI)

PKI Forum's "PKI basics – A Technical Perspective" [7] provides a concise vendor neutral introduction to the PKI technology. Thus only two cross-certification aspects are described in this introduction section.

Cross-certification is a process that establishes a trust relationship between two authorities. When an authority A is cross-certified with authority B, the authority A has chosen to trust certificates issued by the authority B. Cross-certification process enables the users under both authorities to trust the other authority's certificates. Trust in this context equals being able to authenticate.

### 4.1 Manual Cross-certification

Mutual cross-certifications are established directly between the authorities. This approach is often called manual cross-certification. In manual cross-certification the authority makes decisions about trust locally. When an authority A chooses to trust an authority B, the authority A signs the certificate of the authority B and distributes the new certificate (B's certificate signed by A) locally.

The disadvantage of this approach is that it often results in scenarios where there needs to be a lot of certificates available for the entities doing the trust decisions: There needs to be a certificate signed by the local authority for each security domain the local authority wishes to trust. However, all the certificates can be configured locally and are locally signed, so the management of them is often flexible.

### 4.2 Cross-certification with a Bridge CA

The bridge CA is a concept that reduces the amount of certificates that needs to be configured for the entity that does the certificate checking. The name "bridge" is descriptive; when two authorities are mutually cross-certified with the bridge, the authorities do not need to know about each other. Authorities can still trust each other because the trust in this model is transitive (A trusts bridge, bridge trusts B, thus A trusts B and vice versa). The bridge CA acts like a bridge between the authorities. However, the two authorities shall also trust that the bridge does the right thing for them. All the decisions about trust can be delegated to the bridge, which is desirable in some use cases. If the bridge decides to cross-certify with an authority M, the previously cross-certified authorities start to trust M automatically.

Bridge CA style cross-certifications are useful in scenarios where all entities share a common authority that everybody believes to work correctly for them. If an authority needs to restrict the trust or access control derived from the bridge CA, it additionally needs to implement those restrictions.

---

## 5 Architecture and use cases of the NDS/AF

The roaming CA certificate of the owning operator shall be stored securely in the SEG. It defines who is the authority that the device trusts when connecting to other devices. It is assumed that each operator domain could include 2 to 10 SEGs.

The NDS/AF is initially based on a simple trust model (see Annex B) that avoids the introduction of transitive trust and/or additional authorisation information. The simple trust model implies manual cross-certification.

### 5.1 PKI architecture for NDS/AF

This chapter defines the PKI architecture for the NDS/AF. The goal is to define a flexible, yet simple architecture, which is easily interoperable with other implementations.

The architecture described below uses a simple access control method, i.e. every element which is authenticated is also provided service. More fine-grained access control may be implemented, but it is out of scope of this specification.

The architecture does not rely on bridge CAs, but instead uses direct cross-certifications between the security domains. This enables easy policy configurations in the SEGs.

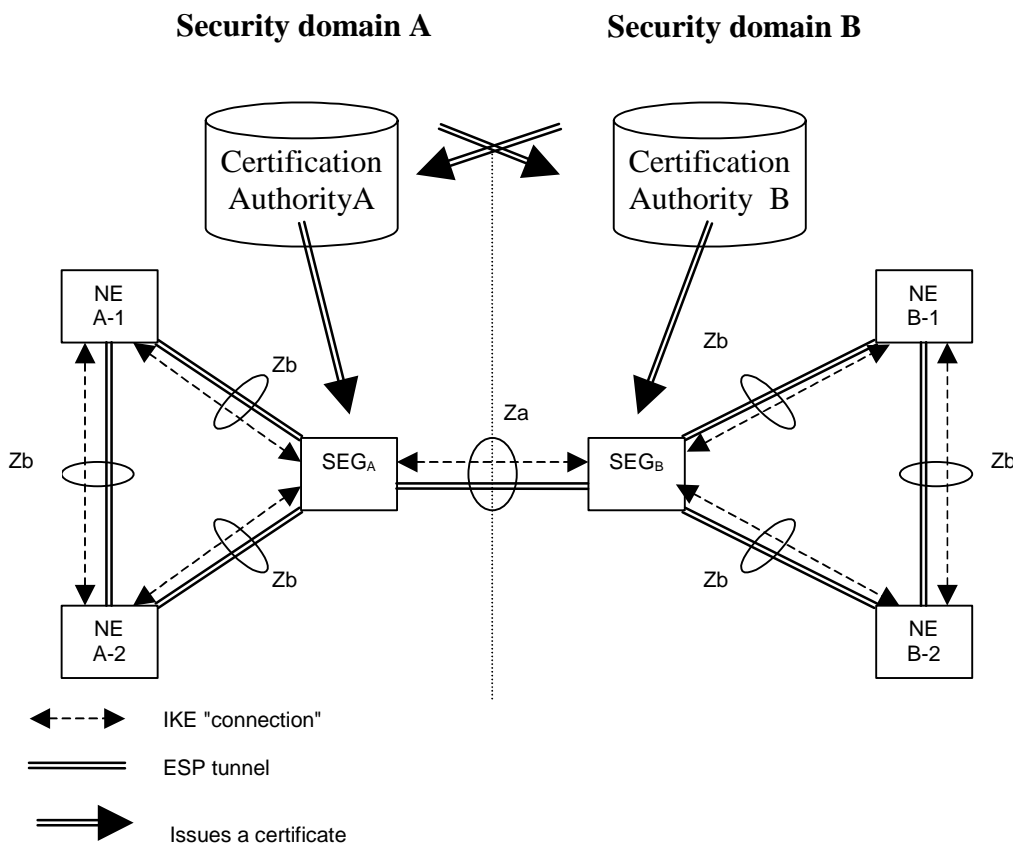
### 5.1.1 General architecture

Each security domain has at least one certification authority dedicated to it. The certification authority which the network elements use for inter-operator authentication is called the roaming CA of the domain.

The roaming CA of the domain issues certificates to the SEGs in the domain that have interconnection with SEGs in other domains. This specification describes the profile for the roaming CA and a profile for the SEG. Also a method for creating the cross-certificates is described.

In general, all of the certificates shall be based on the Internet X.509 certificate profile [3].

The roaming CA shall issue certificates for SEGs in the Za interface. When SEG of the security domain A establishes a secure connection with the SEG of the domain B, they shall be able to authenticate each other. The mutual authentication is checked using the certificates the roaming CAs issued for the SEGs. When a roaming agreement is established between the domains, roaming CAs cross-certify with each other. The created cross-certificates need only to be configured locally to each domain. The cross-certificate, which roaming CA of security domain A created for security domain B, shall be available for the domain A SEG which provides the Za interface towards domain B. Equally the corresponding certificate, which the roaming CA of the security domain B created for security domain A, shall be available for the domain B SEG which provides Za interface towards domain A.



**Figure 2: Trust validation path in context of NDS/IP**

After cross-certification, the SEG<sub>A</sub> is able to verify the path: SEG<sub>B</sub> -> Authority B -> Authority A. Only the certificate of the roaming CA in domain A needs to be trusted by entities in security domain A.

Equally the SEG<sub>B</sub> is able to verify the path: SEG<sub>A</sub> -> Authority A -> Authority B. The path is verifiable in B domain, because the path terminates to a trusted certificate (roaming CA of the security domain B in this case).

The roaming CA signs the second certificate in the path. For example, in A domain, the certificate for roaming CA B is signed by roaming CA of the A domain when the cross-certification is done.

## 5.2 Use cases

### 5.2.1 Operator Registration: Creation of roaming agreement

Security gateways (SEGs) of two different security domains need to establish a secure tunnel, when the operators make a roaming agreement. The first technical step in creating the roaming agreement between domains is the cross-certification of the roaming CAs of the two domains.

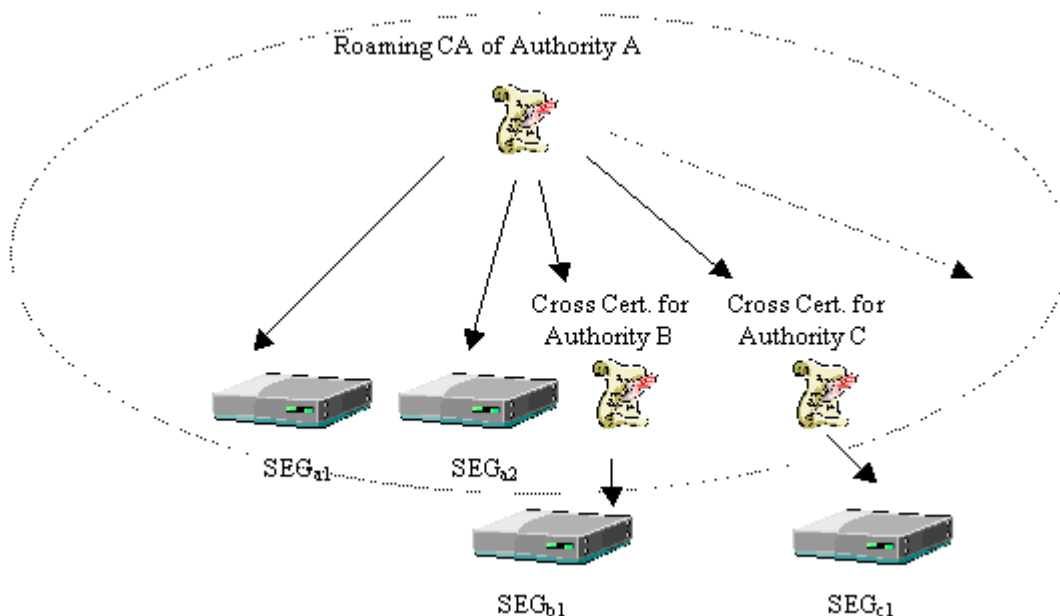
Inter-operator cross-certification can be done using different protocols, but the certification authority shall support the PKCS#10 [2] method for certificate requests. Both roaming CAs create a PKCS#10 certificate request, and send it to the other operator. The method for transferring the PKCS#10 request is not specified, but the transfer method shall be secure. The PKCS#10 can be transferred e.g. in a floppy disk, or be send in a signed email. The PKCS#10 request contains the public key of the authority and the name of the authority. When the roaming CA accepts the request, a new cross-certificate is created. The authority shall make that new certificate available to SEGs in his own domain by storing the new cross-certificate into a local CR (Certificate Repository) which all SEGs that need to communicate with the other domain shall access using LDAP. The cross-certification is a manual operation, and thus PKCS#10 is a suitable solution for the roaming agreement.

**Editor's note: CMPv2 as a protocol has cross-certification capabilities as well, but that functionality is not considered to be implemented widely enough or interoperable.**

When creating the new cross-certificate, the roaming CA should use basic constraint extension (according to section 4.2.1.10 of [3]) and set the path length to zero. This inhibits the new cross-certificate to be used in signing new CA certificates. The validity of the certificate should be set sufficiently long. The cross-certification process needs to be done again when the validity of the cross-certificate is ending.

When the new cross-certificate is available to the SEG, all that needs to be configured in the SEG is the DNS name or IP address of the peering SEG gateway. The authentication can be done based on the created cross-certificates.

When the cross-certification is implemented this way, the PKI architecture seems hierarchical to the network elements in the domain: At the very top of the hierarchy sits the roaming CA of the domain. At the second level, there are certificates directly issued by the roaming CA for the SEGs together with the cross-certificate issued for the peering domains. The certificates of the peer domains are located under the cross-certificates of the peer domains.



**Figure 3: Security domain A illustrated. The PKI is hierarchical inside the domain**

## 5.2.2 VPN tunnel establishment

After establishing a roaming agreement and finishing the required preliminary certificate management operations as specified in the previous section, the operators configure their SEGs for SEG-SEG connection, and the SAs are established as specified by NDS/IP [1].

In each connection configuration, the remote SEG DNS name or IP address is specified. Only the local roaming CA is configured as the trusted CA. Because of the cross-certification, any operator whose roaming CA has been cross-certified can get access using this VPN connection configuration

The following is the flow of connection negotiation from the point of view of Operator A's SEG (initiator). Operator B's SEG (responder) shall behave in a similar fashion.

- During connection initiation, the initiating Operator A's SEG A provides its own SEG certificate and the corresponding digital signature in IKE Main Mode message 3;
- SEG A receives the remote SEG B certificate and signature;
- SEG A validates the remote SEG B signature;
- SEG A verifies the validity of the SEG B certificate by a CRL check to both the Operator A and Operator B CRL databases. If a SEG cannot successfully perform both CRL checks, it shall treat this as an error and abort tunnel establishment;
- SEG A validates the SEG B certificate using the cross-certificate for Operator B. An IKE Phase 1 SA is established and the Phase-2 SA negotiation proceeds as described in NDS/IP [1] with PSK authentication.

NOTE: This specification provides authentication of SEGs in an "end-to-end" fashion as regards to roaming traffic (operator to operator). If NDS/AF (IKE) authentication were to be used for both access to the transport network (e.g. GRX) and for the end-to-end roaming traffic, IPsec mechanisms and policies such as iterated tunnels or hop-by-hop security would need to be used. However, it is highlighted that the authentication framework specified is independent of the underlying IP transport network.

## 5.2.3 Operator deregistration: Termination of roaming agreement

When a roaming agreement is terminated or due to an urgent service termination need, all concerned peers shall remove the SAs using device-specific management methods. Each concerned operator shall also list the cross-certificate created for the roaming CA of the terminated operator in his own local CRL.

## 5.2.4 Roaming CA registration

In principle only one roaming CA shall be used within the operator's network, but using more than one roaming CA is possible. The involved actions are those as described in the cross-certification part of clause 5.2.1: 'Operator Registration: creation of roaming agreement'. Such a situation may exist if the roaming CA functions are to be moved from one responsible organisation to another (e.g. outsourcing of CA services).

## 5.2.5 Roaming CA deregistration

If a roaming CA is removed from the network, it shall be assured that all cross-certificates and certificates that have been issued by that roaming CA, and have not expired yet, shall be listed in the CRLs.

## 5.2.6 Roaming CA certificate creation

The roaming CA certificate may not be the top-level CA of the operator, which means that the roaming CA certificate is not self-signed. If the roaming CA certificate is self-signed then it needs to be securely transferred to each SEG and stored within secure memory otherwise it can be managed in the same way as a SEG certificate.

The roaming CA certificate shall have a 'longer' lifetime than cross-certificates and SEG certificates in order to avoid the cross-certification actions that are needed each time a roaming CA certificate has to be renewed.

### 5.2.7 Roaming CA certificate revocation

If a roaming CA key pair gets compromised then a hacker could use the keys to issue himself cross-certificates. Since however the trusted cross-certificates are stored locally on the device or in a dedicated repository (so received cross-certificates within the IKE payload shall not be accepted), the hacker also needs to compromise the SEG or the local repository to be able to set up an IPsec tunnel.

Existing IPsec tunnels need not be torn down. The operator has to create a new roaming CA certificate, initiate new cross-certification and SEG certificates as if he would create new roaming agreements with all his partner networks. The old cross-certificates and certificates can be taken out of service by listing them in the CRL.

### 5.2.8 Roaming CA certificate renewal

The roaming CA certificate has to be renewed before the old roaming CA certificate expires. The renewing of a roaming CA certificate results in the need to renew the cross-certificates. This should be done before the old certificate expires.

### 5.2.9 SEG registration

If not already done, a SEG certificate has to be created (see clause 5.2.11 for a description on certificate creation).

If a SEG is added to the network, the policy database of this SEG has to be configured using device-specific management methods.

Other operators have to be informed of the new SEG: The SEG policy databases of SEGs in other networks may have to be adapted.

### 5.2.10 SEG deregistration

If a SEG is removed from the network, the SAs shall be removed using device-specific management methods. The operator of the SEG shall have the certificate of the SEG listed in his CRL. The SPD of the partner network may have to be adapted.

### 5.2.11 SEG certificate creation

Using device-specific management methods, the certificate creation shall be initiated. As specified in section 7.2, either the CMPv2 protocol between the roaming CA and the SEG for automatic certificate enrolment or manual SEG certificate installation using PKCS#10 formats can be used. This is an operator decision depending for example on the number of SEG elements.

### 5.2.12 SEG certificate revocation

If a SEG key pair gets compromised then the existing SAs shall be removed using device-specific management methods. The operator of the SEG shall have the certificate of the SEG listed in his CRL.

### 5.2.13 SEG certificate renewal

A new SEG certificate needs to be in place before the old SEG certificate expires. The procedure is similar to the SEG certificate creation and can be either fully automated by using CMPv2 as specified in section 7.2 or done manually using PKCS#10 formats. This is an operator decision depending for example on the number of SEG elements.



---

## 6 Profiling

### 6.1 Certificate profiles

This clause profiles the certificates to be used for NDS/AF. An NDS/AF component shall not expect any specific behaviour from other entities, based on certificate fields not specified in this section.

Certificate profiling requirements as contained in this specification have to be applied in addition to those contained within RFC3280 [3]. This applies for both the SEG and the roaming CA.

Before fulfilling any certificate signing request, a roaming CA shall make sure that the request suits the profiles defined in this section. Furthermore, the CA shall check the Subject's DirectoryString order for consistency, and that the Subject's DirectoryString belongs to its own administrative domain.

SEGs shall check compliance of certificates with the NDS/AF profiles and shall only accept compliant certificates.

#### 6.1.1 Common rules to all certificates

- Version 3 certificate according to RFC3280 [3].
- Hash algorithm for use before signing certificate: Sha-1 mandatory to support, MD-5 shall not be used.
- Subject and issuer name format.
  - Note that C is optional element. : (C=<country>), O=<Organization Name>, CN=<Some distinguishing name>. Organization and CN shall be in UTF8 format.
- or
- Note that ou is optional element. : cn=<hostname>, (ou=<servers>), dc=<domain>, dc=<domain>.
- CRLv2 support with LDAPv3 [5] retrieval shall be supported as the primary method of certificate revocation verification.
- Certificate extensions which are not mandated by this specification but which are mentioned within RFC3280 [3] are optional for implementation.

#### 6.1.2 CA Certificate profile

In addition to clause 6.1.1, the following requirements apply:

- The RSA key length shall be at least 2048-bit;
- Extensions:
  - Optionally non critical authority key identifier;
  - Optionally non critical subject key identifier;
  - Mandatory critical key usage: At least keyCertSign and CRL Sign should be asserted;
  - Mandatory critical basic constraints: CA=True, path length unlimited or at least 2.

#### 6.1.3 SEG Certificate profile

SEG certificates shall be directly signed by the roaming CA, i.e. without employing any intermediate CAs. This limits NDS/AF complexity and makes retrieval and validation of intermediate CA certificates by SEGs unnecessary. Any SEG shall use exactly one certificate to identify itself within the NDS/AF.

In addition to clause 6.1.1, the following requirements apply:

- The RSA key length shall be at least 1024-bit

- Issuer name is the same as the subject name in the roaming CA certificate.
- Extensions:
  - Optionally non critical authority key identifier;
  - Optionally non critical subject key identifier;
  - Mandatory non-critical subjectAltName;
  - Mandatory critical key usage: At least digitalSignature and keyEncipherment shall be set;
  - Optional critical extended key usage: If present, at least server authentication and IKE intermediate shall be set;
  - Mandatory critical Distribution points: CRL distribution point;

NOTE: Depending on the availability of DNS between peer SEGs, the following rule is applied:

- subjectAltName should contain IP address (in case DNS is not available);
- subjectAltName should contain FQDN (in case DNS is available).

## 6.1.4 Cross-certificate profile

In addition to clause 6.1.1, the following requirements apply:

- Subject name is the same, which the authority of the other domain uses in its certificates;
- Issuer Name is the same as used for signing our entities;
- Extensions:
  - Optionally non critical authority key identifier;
  - Optionally non critical subject key identifier;
  - Mandatory critical key usage: At least keyCertSign and CRL Sign, should be asserted;
  - Mandatory critical basic constraints: CA=True, path length 0.

## 6.2 IKE negotiation and profiling

### 6.2.1 IKE Phase-1 profiling

The Internet Key Exchange protocol shall be used for negotiation of IPsec SAs. The following requirements on IKE in addition to those specified in NDS/IP [1] are made mandatory for inter-security domain SA negotiations over the Za-interface.

For IKE Phase 1 (ISAKMP SA):

- The use of RSA signatures for authentication shall be supported;
- The identity of the CERT payload (including the SEG certificate) shall be used for policy checks;
- Initiating/responding SEG are required to send certificate requests in the IKE messages;

NOTE: At least a CERTREQ payload with an empty CA name field should be sent to avoid interoperability problems.

- Cross-certificates shall not be sent by the peer SEG as they are pre-configured in the SEG;
- The SEG shall always send its own certificate in the certificate payload of the last (third) IKE Main Mode message;

- The certificates in the certificate payload shall be encoded as type 4 (X.509 Certificate – Signature);
- The lifetime of the Phase 1 IKE SA (ISAKMP SA) shall be limited to at most the remaining validity time of the peer SEG certificate that would expire first.

NOTE: Depending on the availability of DNS between peer SEGs, the following rule is applied:

- subjectAltName and ISAKMP policy should both contain IP address (in case DNS is not available);
- subjectAltName and ISAKMP policy should both contain FQDN (in case DNS is available).

## 6.2.2 Potential interoperability issues

Some PKI-capable VPN gateways do not support fragmentation of IKE packets, which becomes an issue when more than one certificate is sent in the certificate payloads, forcing IKE packet fragmentation. This means that direct cross-certification or manually importing the peer CA certificate to the local SEG and trusting it is preferable to bridge CA systems. When IKE is run over pure IPv6 the typical MTU sizes do not increase and long packets still have to be fragmented (allowed for end UDP hosts even for IPv6, see Path MTU Discovery for IPv6 – [6]), so this is a potential interoperability issue.

Certificate encoding with PKCS#7 is supported by some PKI-capable VPN gateways, but it shall not be used.

## 6.3 Path validation

### 6.3.1 Path validation profiling

- Validity of certificates received from the peer SEG shall be verified by CRLs retrieved with LDAP, based on the CRL Distribution Point in the certificates.
- A SEG shall not validate received certificates from the peer SEG whose validity time has expired, but end the path validation with a negative result.
- A SEG shall not validate received certificates from the peer SEG whose CRL distribution point field is empty, but end the path validation with a negative result.
- Certificate validity calculation results shall not be cached for longer than the resulting IKE Phase 1 lifetime.

---

# 7 Detailed description of architecture and mechanisms

## 7.1 Repositories

During VPN tunnel establishment, each SEG has to verify the validity of its peer SEG's certificate according to section 5.2.2. Any certificate could be invalid because it was revoked (and replaced by a new one) or a SEG or operator has been deregistered.

SEG<sub>B</sub> has to verify that:

- a) the cross-certificate of CA<sub>A</sub> is still valid;
- b) the certificate of SEG<sub>A</sub> is still valid,

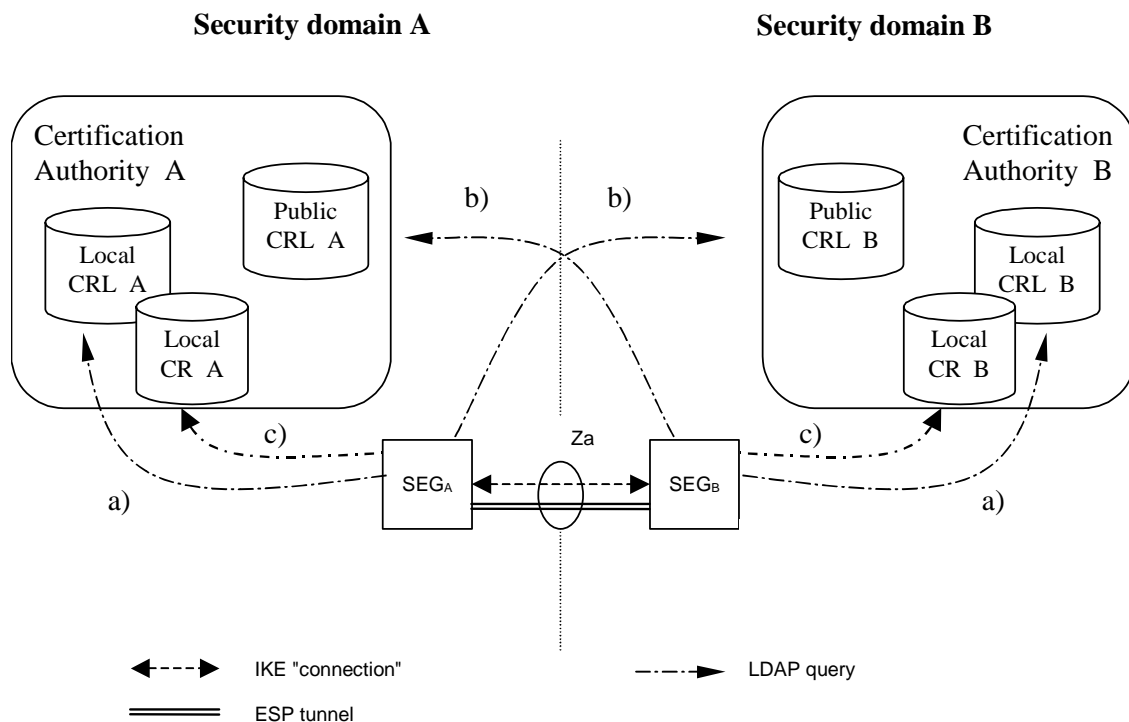
and be able to:

- c) fetch the cross-certificate of CA<sub>A</sub> (if not found in SEG<sub>B</sub>'s cache).

SEG<sub>A</sub> performs the same checks from its own perspective.

Check a) can be performed by querying the local CRL. For check b), a CRL of the peering CA shall be queried. At this point of time, the VPN tunnel is not yet available, therefore the public CRL of the peering CA shall be accessible for a SEG without utilising the Za interface.

Figure 4 illustrates the repositories and the above-mentioned steps a) – c). The local CR contains cross-certificates, the local CRL contains cross-certificate revocations, and the public CRL contains revocations of SEG and CA certificates, and can be accessed by other operators.



**Figure 4: Repositories**

The public and local repositories of a CA may be implemented as separate databases or as a single database which is accessible via two different interfaces. Access to the "public" CRL is public with respect to the interconnecting transport network (e.g. GRX). The public CRL should be adequately protected (e.g. by a firewall) and the owner of the public CRL may limit access to it according to his roaming agreements. Access to a public CRL database shall not be done via the ESP tunnel of the Za-interface.

**NOTE:** First this is not necessary as the retrieved CRL is integrity protected and contains no confidential information. Secondly access via an unprotected interface is anyhow necessary in case no currently valid security association is available to access the public CRL database and would require a dynamic behaviour of the IPsec policy database.

SEGs shall use LDAP to access the CRL and cross-certificate repositories.

**NOTE:** Interfaces a) and c) for locating the data used for functions in Za interface belong to the scope of NDS/AF (in addition to public b) interface) as the purpose is to guarantee the interoperability between different SEG and repository implementations. The possible migration to the cross-certification with a Bridge CA would also require these interfaces to be specified.

## 7.2 Life cycle management

Certificate Management Protocol v2 (CMPv2) [4] shall be the supported protocol to provide certificate lifecycle management capabilities. All SEGs and Roaming CAs shall support initial enrolment by SEG from CA via CMPv2, i.e. receiving a certificate from the roaming CA, and updating the key of the certificate via CMPv2 before the certificate expires.

Enrolling a certificate to a SEG is an operation done more often than inter-operator cross-certifications, thus more automation could be required by the operator than is possible with a PKCS#10 approach. However, also manual SEG certificate installation using PKCS#10 formats shall be supported. It should be also noted that the lifetime of a cross-

certificate is considerably longer than the lifetime of a SEG certificate. The basic CMPv2 functionalities such as enrolment and key update are widely implemented and interoperable.

**Editor's note:** CMPv2 is still at draft status, but is already widely supported (see 'CMP Interop Project': <http://www.ietf.org/proceedings/00dec/slides/PKIX-4/>), and expected to move to Draft Standard status in the near future. Thus it is expected that CMPv2 receives a RFC status before the NDS/AF specification is completed. Additionally, CMPv2 is preferred to CMPv1 (RFC2510), because of the interoperability issues with CMPv1.

## 7.3 Cross-certification

Both operators use the following procedure to create cross-certificates:

1. The roaming CA creates a PKCS#10 certificate request, and sends it to the other operator;
2. The roaming CA receives a similar request from the other operator;
3. The roaming CA accepts the request and creates a new cross-certificate;
4. The cross-certificate is stored once into the local CR and LDAP is used to fetch cross-certificates.

## 7.4 Revoking a cross-certificate

The following procedure is used to revoke a cross-certificate:

1. The cross-certificate is added into the CRL;
2. The cross-certificate is removed from the CR.

## 7.5 Authentication during the IKE phase 1

Authentication during IKE Phase 1 is shown in Figure 4 above. The SEGa uses the following procedure to authenticate SEGb:

1. SEGa requests SEGb's certificate using the IKE certificate request payload;
2. SEGa receives SEGb's certificate inside the IKE certificate payload;
3. SEGa fetches a CRL from the (public) CRLb if the locally cached CRL has not yet expired;
4. SEGa uses this CRL to verify the status of SEGb's certificate;
5. SEGa uses either the locally cached cross-certificate or fetches the cross-certificate from the (local) CRA;
6. SEGa fetches a CRL from the (local) CRLa if the locally cached CRL has not yet expired;
7. SEGa uses this CRL to verify the status of the cross-certificate;
8. SEGa verifies the status of the roaming CAa certificate if the roaming CAa is not a top-level CA, otherwise roaming CAa is implicitly trusted;
9. SEGa authenticates SEGb (verifies signatures).

NOTE: A cross-certificate only needs to be checked if SEGa and SEGb belong to different CAs.

## 7.6 CRL management

NDS/AF compliant SEGs shall not send an ISAKMP CERTREQ where the Certificate Type is "Certificate Revocation List (CRL)". Receiving SEGs may ignore this request as section 6.1.3 specifies that CRLs shall be retrieved via a CRL distribution point.

The CRL issuer (which is in most cases the CA) shall only issue full CRLs. The use of delta CRLs is not allowed because of possible interoperability problems and because in the NDS/AF environment the full CRL is not expected to grow too large. The full CRL shall only contain revoked certificates applicable for use within NDS/AF. The CRL issuer shall issue a CRL also in cases that there are no revoked certificates. A SEG is not obliged to query for a CRL via the CRL Distribution Point if a cached one is still available and valid. If no valid cached CRL is available, the SEG shall fetch a new CRL. If no valid CRL can be fetched, the SEG shall treat this as an error and cancel tunnel establishment.

---

## 8 Backward compatibility

NDS/IP describes an authentication framework whereby IKE Phase 1 negotiation is based on the Pre-shared Secret Key (PSK) authentication method. NDS/AF describes an optional authentication framework which enables NDS/IP SEGs to perform IKE phase 1 negotiation based on the RSA Signatures authentication method. An NDS/AF compliant SEG shall also contain NDS/IP functionality. However, an NDS/IP compliant SEG need not contain NDS/AF functionality.

Device-specific management has to be used to reconfigure a SEG such that NDS/AF functionality will be used at the IKE initiator side for IKE Phase 1 negotiation. The transition towards NDS/AF-based authentication may be done on a SEG by SEG basis. Before the first NDS/AF SEG is taken into use it shall be assured that all needed NDS/AF functionality like CRs, CRL databases are available and working. The setting up of a NDS/AF-based IPsec tunnel can be tested in parallel to the protection of existing traffic using the PSK authentication method.

A smooth migration may be done in the following way:

- a NDS/AF SEG shall provide several algorithm proposal's during IKE Phase 1 negotiation, some based on the RSA signature authentication method, others based on the PSK authentication method;
- the responding IKE peer will select PSK authentication method if it does not support RSA signature authentication method, but it may select RSA signature authentication method if it complies with NDS/AF.
- the IKE responder policy shall be configured such that the RSA signature authentication method shall take precedence over the PSK authentication method to ensure that it is used as soon as the IKE initiator proposes the RSA signature authentication method.

If the SEGs of both operators support NDS/AF-based authentication then both SEG settings may be changed. The pre-shared secrets may then be removed from the SEGs and the IKE initiator shall only use the RSA signature authentication method. However, this removal of PSK is not essential as it may be used as a fallback mechanism. Some care has to be taken that the policy between SEGs of different operators be coordinated otherwise this may result in failed tunnel set up. This would be the case if the initiating IKE peer only uses the RSA signature authentication method and the responding IKE peer only accepts the PSK authentication method. Furthermore, if the PSK is kept as a fallback mechanism after the RSA signature authentication method is introduced, then fallback to PSK should only be allowed if the operator makes a policy change in the SEGs to allow PSK to be used. The operator may temporarily allow fallback to PSK if, for example, the SEGs are unable to verify the necessary certificates because of problems with the PKI. If PSK is kept as a fallback then it may be necessary to renew the PSK periodically for security reasons, or if PSK compromise is suspected.

---

## Annex A (normative): Critical and non critical Certificate Extensions

According to RFC3280 [3] section 4.2 a certificate extension can be designated as either critical or non-critical.

*"A certificate using system MUST reject the certificate if it encounters a critical extension it does not recognize; however, a non-critical extension MAY be ignored if it is not recognized."*

Optional and mandatory support statements (e.g. section 6 Profiling) are being made with respect to implementation requirements. A receiving SEG shall be able to process an extension marked as critical that is mandatory to support in NDS/AF. When optional to support, a received extension marked as critical shall lead to an error according to RFC 3280.

---

## Annex B (informative): Decision for the simple trust model

### B.1 Introduction

In order to document the decision for the "simple trust model", which requires manual cross-certification, this section discusses technical advantages and disadvantages of two basic approaches to providing inter-operator trust for purposes of roaming traffic protection, namely **cross-certification** and a **Bridge CA**. The Bridge CA is an extension of the cross-certification approach, and identified as one of the recommendable solutions for providing inter-operator trust in NDS/AF feasibility study (TR 33.810). Taking into account the current state of PKI software and the general need for simple solutions when there is a choice, the cross-certification without a Bridge CA was chosen for the NDS/AF TS. This Annex discusses the background motivation for such direction.

The direct cross-certification without Bridge CA model is associated strongly with the current practice in the Internet IPsec world, where each IPsec connection is configured with a list of trusted CAs, and anyone with a certificate that has a trust path that can be followed up to such trusted CA (trust anchor) is allowed access. In this model, cross-certification is done at the time the roaming agreement is made. This is called the "**simple trust model**."

The Bridge CA model assumes that all operators wishing to establish a roaming agreement with other operators will first get certified by the Bridge CA for purposes of identification by other operators. This is a necessary preliminary step. Next, when the roaming agreement is done, the operators will configure their IPsec tunnels, with information about which one of the identifiable operators (who have a certificate issued by the Bridge CA) can use that tunnel. This is called the "**extended trust model**", or "separated trust and access control."

This Annex does not discuss the benefits of certificates vs. Pre-Shared Keys. The benefit of cross-certification vs. the explicit listing of roaming peer CAs includes the easier evolution path to a possible eventual Bridge CA model.

---

### B.2 Requirements for trust model in NDS/AF

The following is a list of requirements for the trust model for NDS/AF:

- A. *Simplicity and ease of deployment.* PKI brings many benefits when a large number of operators need to tunnel traffic in a mesh configuration, but its adoption should not be hindered by an unnecessarily complex technical solution. The required technical and legal operations necessary for exchanging traffic with another operator should be as easy and straightforward as possible;
- B. *Compatibility with existing standards.* Unless there are explicit requirements why existing PKI standards should be extended to accommodate 3GPP environment, the 3GPP specifications should be accommodated to the existing standards. This allows best choice of equipment for operators and allows interoperability with non-3GPP environments;
- C. *Usable by both GRX and non-GRX operators.* Both operators making use of GRX providers and those without (using leased lines or even the public Internet), should be able to make use of NDS/AF measures to exchange traffic securely.

---

### B.3 Cross-certification approaches

#### B.3.1 Manual Cross-certification

The trust model of manual cross-certification is characterized by the clause: "Trust nobody unless explicitly allowed". Issuing a certificate for the authority to be trusted creates the allowances. The manual cross-certification is easy to understand. Also the security of this depends only on the decisions done locally.



## B.3.2 Cross-certification with a Bridge CA

The trust model of bridge-CA can be characterized by the clauses:

- "Trust everybody that the Bridge-CA trusts unless explicitly denied". Explicit denials are handled by writing the restrictions (in the form of name constraints) to the certificate issued to the bridge.
- "Trust everybody listed in the certificate which I issued to the bridge". Explicit allowances are listed in the certificate issued to the bridge (in the form of name constraints).

Name constraint is a rarely used extension for X.509 certificates. In essence it is a clause that says who to trust or who not to trust based on names on certificates. The fact that they are relative rarely used and the fact that there is so little official documentation about them is a risk. Name constraints also require that there is some organization doing registration of names in order to avoid name collisions.

---

## B.4 Issues with the Bridge CA approach

### B.4.1 Need for nameConstraint support in certificates or strong legal bindings and auditing

If no precautions are taken, it is possible that an operator (M) whose Roaming CA has been signed by the Bridge CA (= certified by the Bridge), creates certificates that resemble another operator's (A) certificates, letting M access to operator (B)'s network, even without authorization.

Let's say operator B has the following configuration for access to her subnetwork reserved for handling roaming traffic:

- Local-Subnetwork = some ipv6 subnetwork address;
- TrustedCA's = BridgeCA;
- AllowedCertificateSubject = O=Operator A or O=Operator C or O=Operator D.

NOTE: The IP addresses of the remote SEGs are not limited, as authentication is done based on certificates, and all trusted operators are allowed similar access. If different foreign operators would require to access different subnetworks, there would be several configuration blocks like the above, with the IP addresses appropriately specified.

Such "AllowedCertificateSubject" feature (the term name is imaginary) is widely supported by PKI-capable IPSec devices.

If Operator M used certificates of the following form for her certificates, she would not be allowed in:

- Subject: CN=SEG 1, O=Operator M;
- Signer: CN=Roaming CA, O=Operator M.

However, she can fabricate certificates of the following form:

- Subject: CN=SEG 1, O=Operator A;
- Signer: CN=Roaming CA, O=Operator M.

Using such certificates would allow full but illegitimate access to Operator B's network revealed for use by Operator A.

Now, there are the following possibilities to circumvent the problem:

1. checking also the Signer name when authenticating foreign operators, either by a) a proprietary "AllowedCertificateSigner" property or b) support for nameConstraints in the Bridge CA certificate issued to operator M;
2. establishing strong legal bindings and auditing that would discourage Operator M from such illegitimate fabrication of Operator A certificates.

The problem with solution 1.a is that such "AllowedCertificateSigner" is not commonly supported by current PKI end-entity products, being in conflict with requirement B.

The problem with solution 1.b is that such "nameConstraints" attribute in certificates is not commonly supported by current PKI CA or end-entity products, being in conflict with requirement B.

The problem with solution 2 is that first of all, an organization willing to run a Bridge CA has to be found before any pair of operators can exchange roaming traffic with NDS/AF mechanisms. Next, there shall be established paperwork and auditing procedures to make sure that the exploit described here can be detected. This is in conflict with requirement A. Also, the illegitimate act described could not be technically prevented beforehand.

If name constraints are used, every time a new roaming agreement is made, each operator shall update the certificate they issue for the Bridge, adding the new roaming partner's name into the certificate. From the point of view of one operator, the number of new certificate signing operations is the same whether a Bridge CA or a direct cross-certification model is in use.

## B.4.2 Preventing name collisions

If name constraints are used to prevent the additional "bureaucracy" involved with the Bridge CA, the names written into the certificate need to be registered with a third party to prevent two operators accidentally or on purpose using the same name in their certificates. This is in conflict with requirement B.

## B.4.3 Two redundant steps required for establishing trust

As described in the introduction, with the "extended trust model", each operator shall first be certified by the bridge (authentication), and then as the second step, enumerate the trusted operators when configuring the IPSec tunnel (access control).

For the Bridge CA model to work, there is a need for organization that all the other parties involved can trust - and the trust shall be transitive! If you trust the bridge, you shall also trust the other organizations joining to the bridge via the cross-certification. If Operator A and the Bridge CA cross-certify with each other, Operator A will automatically trust every other certified operator to obey the rules. And this trust is not related to the roaming traffic tunnel; the tunnel has to be configured independently of the PKI.

So even if configuring new certificates in the SEGs is avoided when cross-certification is used, the roaming information shall be configured and maintained in the SEG some other way. And the hard part: How the trust provided by the PKI and the roaming agreements is combined, because clearly in this case PKI provided trust is not the same as roaming agreements.

Two steps would be needed:

1. building "trust" through Bridge CA => authenticating the peer SEG;
2. specify in the tunnel configuration which peering SEGs can be trusted.

If the cross-certification is done without a Bridge CA, the steps can be combined into one. What is the additional value of the PKI provided trust (step 1), if the peering SEGs have to be restricted in any case?

## B.4.4 Long certificate chains connected with IKE implementation issues

If Bridge CA is used, a Roaming CA certificate has to be sent in the certificate payload in addition to the local end entity (SEG) certificate. This leads in Ethernet environments to the fragmentation of the IKE packet, which some current IKE implementations do not support. It is a problem in the implementation, not the protocol. Even in IPv6, the IKE UDP packets need to be fragmented, posing a potential interoperability problem. Clearly it is not a solution to use a different protocol, but instead the current implementations should be fixed. Still, taking into account requirement B, it is safer to avoid the problem altogether by not forcing the fragmentation of IKE packets by not using a Bridge CA.

## B.4.5 Lack of existing relevant Bridge CA experiences

The Federal PKI in the USA is an example deployment where a Bridge CA is used to connect together CAs of the various federal agencies. It seems to be however the only documented one of its kind, and is connected with very heavy policy documentation and obviously heavy auditing practices, even within one organization, the federal government. The bridge approach is warranted in the case, because they want to automatically check whether some entity has legal rights to sign some document. The number of entities doing cross-domain PKI validation can be several millions, and it is impossible for one validating entity to keep count of individual signers.

In 3G roaming, the situation is in many ways different. When a new operator is born, the other ones do not automatically want to exchange roaming traffic with the new one, but a legal agreement with that operator and a technical tunnel establishment shall be done. In Federal PKI, the situation is the opposite: nothing should need to be done and still be able to trust the other.

In the Federal PKI, the paperwork and processes make name constraints in certificates unnecessary, and IKE is supposedly not used together with the Bridge CA.

---

## B.5 Feasibility of the direct cross-certification approach

This chapter discusses the direct cross-certification, i.e. manual cross-certification approach, where operators are doing the cross-certification operation only when agreeing to set up a tunnel with another operator. This tunnel setup is a legal and technical operation in any case, so it is feasible to do also the cross-certification at this time, removing the need for the initial step to cross-certify with the Bridge CA.

There is no technical difference regarding the feasibility of direct cross-certification or Bridge CA in the context of GRX or non-GRX environment. GRX might be one possible choice for providing the Bridge CA services.

### B.5.1 Benefits of direct cross-certification

The benefits of the direct cross-certification is that as a mechanism it is well known, supported widely by current PKI products and there even exists an evolution path to a Bridge CA solution if the products come to support it adequately, a Bridge CA is established, and the number of operators becomes so large to warrant the use of the Bridge CA technology. Bridge CA uses the cross-certification mechanisms in any case.

The tunnel configuration would look like the following:

- Local-Subnetwork = some ipv6 subnetwork address;
- TrustedCA's = LocalCA.

The information of which operator is allowed access is implicit in the direct cross-certifications that have been done by the LocalCA, thus authentication and access control are tightly connected. If different foreign operators need to access different subnetworks, there would be separate tunnel configurations with SEG IP address for each, including an "AllowedCertificateSubject" limitation. The "AllowedCertificateSigner" limitation is not needed as necessary in this model (compared to the bridge CA model), since the set of operators which can be authenticated are only the ones, that have previously been agreed to trust when doing the direct cross-certification. In the bridge CA case, the set of operators which can be authenticated includes all operators who have joined to the bridge.

### B.5.2 Memory and processing power requirements

In case of direct cross-certification, each operator shall store the certificates issued for the other operators locally. They could be stored in the SEG devices, or then in a common repository.

If an operator makes roaming agreements with 500 other operators, this would require roughly 1000 kilobytes of memory, if the operator signs the certificates herself, and one certificate takes 1 kilobyte of memory. This should be quite feasible taken into account the high-end nature of SEG hardware.

Processing power benchmark for validating certificates:

- Hardware: 800 MHz Pentium III, 256 MB of memory.

- 200 x 1024-bit RSA certificates, 1 Root CA (operator's own CA), 200 Sub CAs (other operator CAs) and 200 end entity (SEG) certificates. Also CRLs were verified. Both certificates and CRLs were loaded from disk during the test. The whole test took 3.5 seconds, with probably disk I/O taking most of the time.

In this test 200 certificate chains were validated up to the trusted root.

### B.5.3 Shortcomings

As discussed in the previous section, the Bridge CA approach saves memory or storage space in SEGs, because all the other operators Roaming CA certificates do not need to be stored with other operators. Just the Bridge CA certificate would be stored, and other certificates retrieved during IKE negotiation.

### B.5.4 Possible evolution path to a Bridge CA

If needed, it is possible to take the Bridge CA into use gradually, given that the support by PKI products becomes reality. From one operator's point of view, the bridge CA would be like any other operator so far, and a cross-certification would be made, but additionally the name constraints in the certificate issued for the Bridge CA should be updated every time a new roaming agreement is made.

---

## Annex C (informative): Decision for the CRL repository access protocol

In order to document the decision for the protocol to access CRL repositories, this section summarises technical advantages and disadvantages of the two candidates.

### LDAP

- + implemented by all PKI products (unless purely manual)
- + scalability
- + flexibility (integration possibility to other systems, automatic public key retrieval possibility)
- complexity

### HTTP

- + simple
- not supported by all PKI products (although widely supported)

LDAP was chosen as the more future-proof protocol. Although more complex than HTTP, LDAP is well established amongst PKI vendors and operators.

## Annex D (informative): Decision for storing the cross-certificates in CR

In order to document the decision for storing the cross-certificates in Certificate Repository, fetching those with LDAP and caching them in SEGs, this section summarises technical advantages and disadvantages of the three alternatives.

The following table summarizes differences between alternatives:

**Table D.1**

Issue	A) Cross-certificates are stored into SEGs:	B) Cross-certificates are stored into CRs:	C) Cross-certificates are stored into CRs and cached in SEGs upon usage:
1) Initialization issues: storing the cross-certificate during the cross-certification	The cross-certificate is <i>initially</i> stored in several places, that is, into <i>all</i> SEGs (estimated number is between 2 and 10). Pros: -  Cons: Certificate must be initially copied in several places. SEGs from different manufacturers may have other O&M interfaces to handle the certificates.	The cross-certificate is <i>initially</i> stored in CR. Pros: The handling is fully standardized. Certificate is initially copied in one place only. The operator should have the repository anyway (due to CRL handling). Cons: -	The cross-certificate is <i>initially</i> stored in CR. Pros and cons as in B).
2) Usage issues: latency during the IKE Phase 1	Pros: No extra latency Cons: -	Pros: - Cons: More latency caused by extra LDAP query (the cross-certificate is queried)	Pros & cons: as in B) at the first time, and as in A) at subsequent times
3) Cleanup issues: removing the cross-certificate	Pros: - Cons: The cross-certificate has to be removed from several places, that is, from <i>all</i> SEGs	Pros: The cross-certificate has to be removed from one single place only Cons: -	Pros: - Cons: The cross-certificate has to be removed from <i>both</i> CR <i>and</i> each SEG.
NOTE:	this functionality is needed only to be able to revoke cross-certificates before the next CRL gets published.		
4) Security issues	Pros: No single point of failure exists. Cons: -	Pros: - Cons: CR represents a single point of failure suitable for an attacker, e.g. to submit a denial of service attack by breaking the communication at the CR.	Pros: Single point of failure partly mitigated Cons: -

### Analysis:

- Alternative B) requires one additional LDAP query in every IKE Phase 1 negotiation and will introduce new error cases
- Latency of LDAP: information from LDAP to local disk is cached and populating it takes some time, but in practice this time is not significant.
- The benefit of alternative B) and C) compared to alternative A) is easier management, that is, storing and removing the certificate in/from one single place only.

**Conclusion:** alternative C) is the most feasible choice, because it combines good points of alternatives A) and B).

## Annex E (informative): Change history

Change history							
Date	TSG #	TSG Doc.	CR	Rev	Subject/Comment	Old	New
02-2003					TOC proposal for SA3#27		0.0.1
02-2003					Content of SA3#27 approved TDoc S3-030083 added and meeting comments incorporated	0.0.1	0.1.0
04-2003					Editorial changes and corrections	0.1.0	0.2.0
05-2003					Updated according to SA3#28 decisions	0.2.0	0.3.0
07-2003					Editorial corrections and clarification agreed by SA3#28	0.3.0	0.4.0
09-2003					After SA3#29 email approved pseudo-CRs incorporated	0.4.0	0.5.0
10-2003	SA3#30				SA3#30 decisions incorporated	0.5.0	0.6.0
11-2003	SA3#31				SA3#31 agreements included	0.6.0	0.7.0
12-2003	SP-22	SP-030587	-	-	Presentation to TSG SA#22 for Information	0.7.0	1.0.0
02-2004	SA3#32				SA3#32 agreements included	1.0.0	1.1.0