

Source: SA5 (Telecom Management)
Title: 32.111 CR, "Split of TS - Part 4: Alarm Integration Reference Point (IRP): CMIP Solution Set (SS)" (S5-000334)
Document for: Approval
Agenda Item: 6.5.3

SA5 has split TS 32.111 into a multi-part TS as identified below:

Part 1: "3G Fault Management Requirements";
Part 2: "Alarm Integration Reference Point: Information Service";
Part 3: "Alarm Integration Reference Point: CORBA Solution Set";

Part 4: "Alarm Integration Reference Point: CMIP Solution Set".

Six (6) CRs are submitted to SA#8 for approval; the present one is highlighted in yellow:

Spec	CR	Phase	Subject	Cat	Version-Current	Version-New	Doc-2nd-Level
32.111	001	R99	Split of TS - Part 1: Main part of spec – Requirements	F	3.0.1	3.1.0	S5-000328
32.111	002	R99	Split of TS - Part 1: Main part of spec - Merging of Clause X into Clause 4, etc.	F	3.0.1	3.1.0	S5-000329
32.111	003	R99	Split of TS - Part 1: Main part of spec – Alignment of FM requirements with IRP, etc.	F	3.0.1	3.1.0	S5-000331
32.111	004	R99	Split of TS - Part 2: Alarm IRP Information Service (IS)	F	3.0.1	3.1.0	S5-000332
32.111	005	R99	Split of TS - Part 3: Alarm IRP CORBA Solution Set (SS)	F	3.0.1	3.1.0	S5-000333
32.111	006	R99	Split of TS - Part 4: Alarm IRP CMIP Solution Set (SS)	F	3.0.1	3.1.0	S5-000334

3G TS 32.111-4

Technical Specification

**3rd Generation Partnership Project;
Technical Specification Group Services and System Aspects;
Part 4: Alarm Integration Reference Point:
CMIP Solution Set
(Release 1999)**



The present document has been developed within the 3rd Generation Partnership Project (3GPP™) and may be further elaborated for the purposes of 3GPP. The present document has not been subject to any approval process by the 3GPP Organisational Partners and shall not be implemented. This Specification is provided for future development work within 3GPP only. The Organisational Partners accept no liability for any use of this Specification. Specifications and reports for implementation of the 3GPP™ system should be obtained via the 3GPP Organisational Partners' Publications Offices.

Keywords

Fault Management, Alarms

3GPP

Postal address

3GPP support office address

650 Route des Lucioles - Sophia Antipolis
Valbonne - FRANCE
Tel.: +33 4 92 94 42 00 Fax: +33 4 93 65 47 16

Internet

<http://www.3gpp.org>

Copyright Notification

No part may be reproduced except as authorized by written permission.
The copyright and the foregoing restriction extend to reproduction in all media.

© 2000, 3GPP Organizational Partners (ARIB, CWTS, ETSI, T1, TTA, TTC).
All rights reserved.

Contents

Foreword.....	5
1 Scope.....	6
2 References.....	6
3 Definitions and abbreviations	7
3.1 Definitions	7
3.2 Abbreviations.....	7
4 Basic aspects	8
4.3 Reporting cleared alarms	8
4.4 Acknowledgment of alarms	8
4.5 Alignment of alarm conditions over the Itf-N.....	8
4.6 Mapping.....	11
4.6.1 Mapping of Operations.....	11
4.6.2 Mapping of Parameters of each operation.....	12
4.6.2.1 Mapping of Parameters of ‘acknowledgeAlarms’	12
4.6.2.2 Mapping of Parameters of ‘getAlarmCount’	12
4.6.2.3 Mapping of Parameters of ‘getAlarmList’.....	13
4.6.2.4 Mapping of Parameters of ‘getAlarmIRPVersion’	13
4.6.2.5 Mapping of Parameters of ‘unacknowledgeAlarms’	13
4.6.3 Mapping of Notifications	14
4.6.4 Mapping of Parameters of each notification	14
4.6.4.1 Mapping of Parameters of “notifyNewAlarm”, “notifyClearedAlarm” and “notifyAckStateChanged”.....	14
4.6.4.2 Mapping of Parameters of ‘alarmListRebuilt’	15
5 GDMO definitions	16
5.1 Managed Object Classes.....	16
5.1.1 alarmControl	16
5.2 Packages	16
5.2.1 alarmControlBasicPackage	16
5.2.2 alarmAcknowledgementPackage	17
5.2.3 alarmIRPVersionPackage.....	18
5.3 Actions.....	19
5.3.1 acknowledgeAlarms (M).....	19
5.3.2 getAlarmCount (O)	20
5.3.3 getAlarmList (M)	21
5.3.4 getAlarmIRPVersion (M).....	23
5.3.5 unacknowledgeAlarms (O)	24
5.4 Notifications	25
5.4.1 alarmListRebuilt (M).....	25
5.5 Attributes	26
5.5.1 alarmControlId	26
5.5.2 alarmsCountSummary	26
5.5.3 supportedAlarmIRPVersions	27
5.6 Parameters.....	27
5.6.1 ackStateParameter	27
5.6.2 ackSystemIdParameter	28
5.6.3 ackTimeParameter.....	28
5.6.4 ackUserIdParameter	29

6 ASN.1 definitions for Alarm IRP 30

Annex A (informative): Change history..... 35

Foreword

This Technical Specification (TS) has been produced by the 3rd Generation Partnership Project (3GPP).

The present document is part 4 of multi-part 3G TS covering the 3rd Generation Partnership Project: Technical Specification Group Services and System Aspects, as identifies below:

Part 1: “3G Fault Management Requirements”;

Part 2: “ Alarm Integration Reference Point: Information Service”;

Part 3: “Alarm Integration Reference Point: CORBA Solution Set”;

Part 4: “Alarm Integration Reference Point: CMIP Solution Set”.

The contents of the present document are subject to continuing work within the TSG and may change following formal TSG approval. Should the TSG modify the contents of the present document, it will be re-released by the TSG with an identifying change of release date and an increase in version number as follows:

Version x.y.z

where:

- x the first digit:
 - 1 presented to TSG for information;
 - 2 presented to TSG for approval;
 - 3 or greater indicates TSG approved document under change control.
- y the second digit is incremented for all changes of substance, i.e. technical enhancements, corrections, updates, etc.
- z the third digit is incremented when editorial only changes have been incorporated in the document.

1 Scope

This document (TS 32.111 Part-4) defines the alarm integration reference point for the CMIP solution set. In detail:

- Clause 4 contains an introduction to some basic concepts of the CMIP interfaces.
- Clause 5 contains the GDMO definitions for the Alarm Management over the CMIP interfaces
- Clause 6 contains the ASN.1 definitions supporting the GDMO definitions provided in clause 5.

2 References

The following documents contain provisions which, through reference in this text, constitute provisions of the present document.

- References are either specific (identified by date of publication, edition number, version number, etc.) or non-specific.
- For a specific reference, subsequent revisions do not apply.
- For a non-specific reference, the latest version applies.

- [1] 3G TS 32.101: "3G Telecom Management principles and high level requirements".
- [2] 3G TS 32.102: "3G Telecom Management architecture".
- [3] 3G TS 32.106: "3G Configuration Management".
- [4] ITU-T Recommendation X.710: "Common management information service definition for CCITT applications".
- [5] ITU-T Recommendation X.711: "Common management information protocol specification for CCITT applications".
- [6] ITU-T Recommendation X.721: "Information technology - Open Systems Interconnection - Structure of management information: Definition of management information".
- [7] ITU-T Recommendation X.731: "Information technology - Open Systems Interconnection - Systems Management: State management function".
- [8] ITU-T Recommendation X.733: "Information technology - Open Systems Interconnection - Systems Management: Alarm reporting function".
- [9] ITU-T Recommendation X.734: "Information technology - Open Systems Interconnection - Systems Management: Event report management function".
- [10] ITU-T Recommendation Q.821: "Specification of System Signalling No. 7 Q3 Interface- Stage 2 and Stage 3 description for the Q3 interface - Alarm Surveillance"
- [11] TS 32.111-1 3G Fault Management
- [12] TS 32.111-2 Alarm Integration Reference Point: Information Service
- [13] TS 32.111-3 Alarm Integration Reference Point: CORBA Solution Set

3 Definitions and abbreviations

3.1 Definitions

For the purposes of the present document, the terms and definitions defined in [11] apply.

3.2 Abbreviations

For the purposes of the present document, the following abbreviations apply:

ASN.1	Abstract Syntax Notation number 1
CCITT	The International Telegraph and Telephone Consultative Committee
CM	Configuration Management
CMIP	Common Management Information Protocol
CMIS	Common Management Information Service
CMISE	Common Management Information Service Element
EFD	Event Forwarding Discriminator
EM	Element Manager
ETSI	European Telecommunications Standards Institute
FTAM	File Transfer Access and Management
GDMO	Guidelines for the Definition of Managed Objects
IRP	Integration Reference Point
ITU-T	International Telecommunication Union – Telecommunications
Itf-N	Interface N (between NM and EM/NE)
MOC	Managed Object Class
MOI	Managed Object Instance
NE	Network Element
NM	Network Manager
OS	Operations System
TMN	Telecommunications Management Network
TS	Technical Specification

4 Basic aspects

This document provides all the GDMO and ASN.1 definitions necessary to implement the Alarm IRP Information Service for the CMIP interface. The Alarm IRP Information Service is based on Operations and Notifications.

In this document, for the CMIP interfaces the Operations are modeled as GDMO “Actions” of a MOC defined specifically for alarm management while the Notifications are modeled as GDMO “Notifications” included in MOCs that need to report events to the Manager. In more detail, the Notifications related to alarm management are included in a MOC defined in this document while the Notifications defined for alarm reporting are not included in any MOC defined in this document, they will be included in other MOCs defined in other CMIP Solution Set or in other CMIP Information Models.

Regarding the Notifications, this document is based on the Notification IRP CMIP Solution Set [3].

4.3 Reporting cleared alarms

On the CMIP interfaces the clearing of alarms is reported by the Agent to the Managers in accordance with the mechanisms defined in [8] and [10].

4.4 Acknowledgment of alarms

This clause relates to the co-operative alarm acknowledgment managed on Itf-N, which implies that the acknowledgment of alarms can be done on both NM and EM.

The acknowledgment of alarms is managed by means of the MOC alarmControl, which includes:

- One Action to acknowledge alarms
- One Action to unacknowledge alarms.
- ITU-T X.721 compliant Alarm Notification to inform Managers about changes of acknowledgment state.

In case an alarm is acknowledged by an operator or automatically by a management system, the ackUserId, ackSystemId, ackState and ackTime information is stored in the *additionalInformation* field of the alarm present in the alarm list.

4.5 Alignment of alarm conditions over the Itf-N

The IRP Manager is able to trigger the alarm conditions alignment using the Action *getAlarmList*

The following specifies the logical steps of the alignment procedure, by describing a possible implementation. Any other implementation showing the same behaviour on the Itf-N interface is compliant with this document.

- The Manager sends to the Agent a *getAlarmList* request containing the following information:
 - *alarmAckState*, used to select the alarms from the Agent's alarm list for the current alignment (e.g. all active alarms).

- *destination*, identifying the destination to which event reports that have passed the filter conditions are sent.
 - *filter*, this optional parameter defines the conditions an alarm notification shall fulfil in order to be forwarded to the Manager. It applies only for the current alignment request.
- After evaluation of the request, the Agent first generates an *alignmentId* value, which unambiguously identifies this alignment process. This value is used by the Manager to correlate alarm reports to the corresponding alignment requests, in case this Manager issues several alarm alignments in parallel.
- The Agent creates a temporary EFD instance for the purpose of this alarm alignment, using the parameters *destination* and *filter* received in the request. If the *filter* parameter is absent or NULL, all alarm notifications are forwarded to the Manager through this EFD, according to the value of the parameter *alarmAckState*.
The filter is set by the Agent automatically in order to forward to only those alarm notifications containing, at the beginning of the field *additionalText*, either the string "(ALIGNMENT-<alignmentId>)" or the string "(ALIGNMENTEND-<alignmentId>)".
- The Agent sends back a *getAlarmList* response, which contains the *alignmentId* described above and the *status* information, indicating the result of the request. (see the message flow in Figure 1).
- The Agent scans now its alarm list. For every alarm which matches the criteria defined by the *alarmAckState* parameter the Agent inserts, at the beginning of the field *additionalText*, the string "(ALIGNMENT-<alignmentId>)". According to [9], the Agent forwards these alarm notifications towards all EFDs. In the last alarm of the list the Agent inserts the string "(ALIGNMENTEND-<alignmentId>)" to indicate the end of the alarm alignment.

Note that these alarm notifications can reach the current Manager only via the temporary EFD created for the current alignment. They are filtered out:

- a) By all the EFD instances used for „real-time“ alarm reporting, due to the presence of the sub-string „ALIGNMENT“ in the field *additionalText* (see Part-4 of [3]).
 - b) By all temporary EFD instances possibly created for parallel alignments, due to the presence of the unambiguous sub-string „<alignmentId>“ in the *additionalText* field.
- After sending the last alarm report (identified by the sub-string „ALIGNMENTEND“ in the *additionalText*), the Agent automatically deletes the temporary EFD instance (see Figure 1).

Manager

Agent

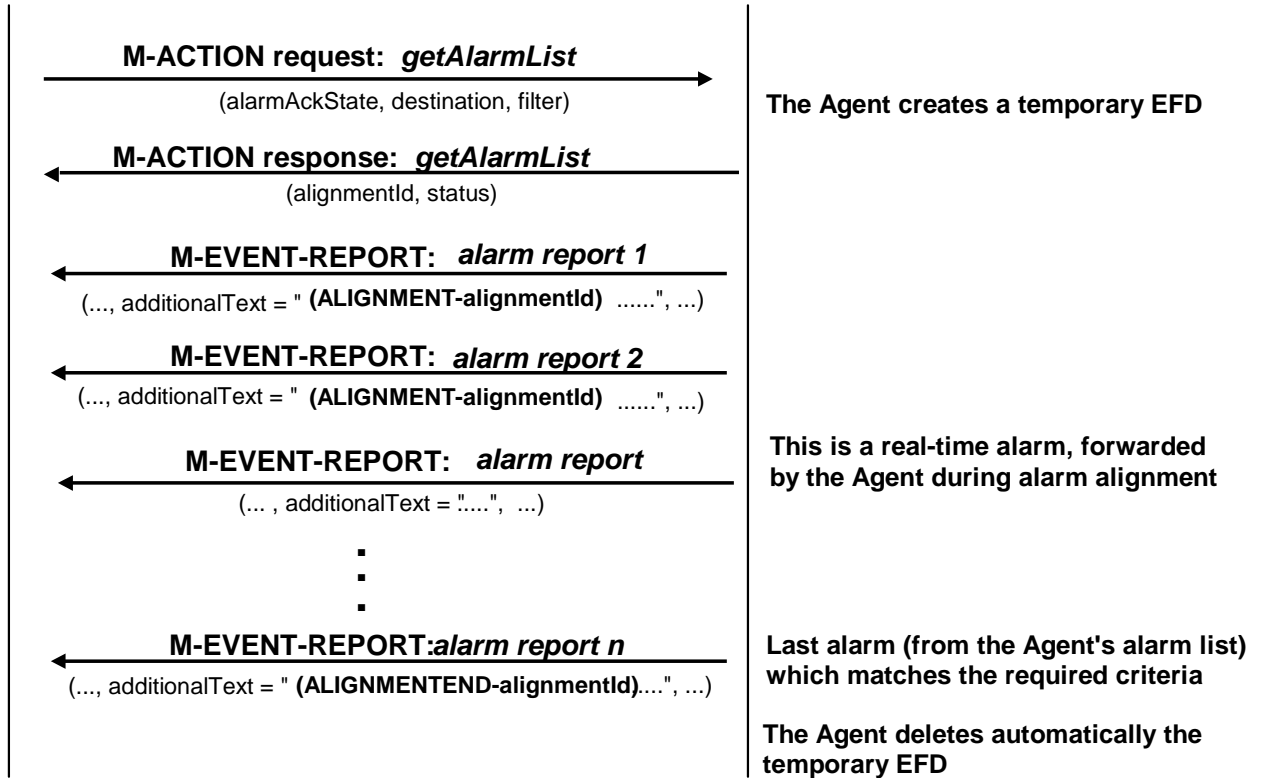


Figure 1

Figure 2 shows the handling of a „real-time“ alarm notification (occured during the execution of the *getAlarmList* operation), which is forwarded by the Agent (according to [9]) to all currently available EFD instances. Dependent on the *discriminatorConstruct* setting of every EFD, such an alarm may or may not reach the related Manager. In any case this alarm is filtered out by the temporary EFD assigned to the Manager which triggered the *getAlarmList* request.

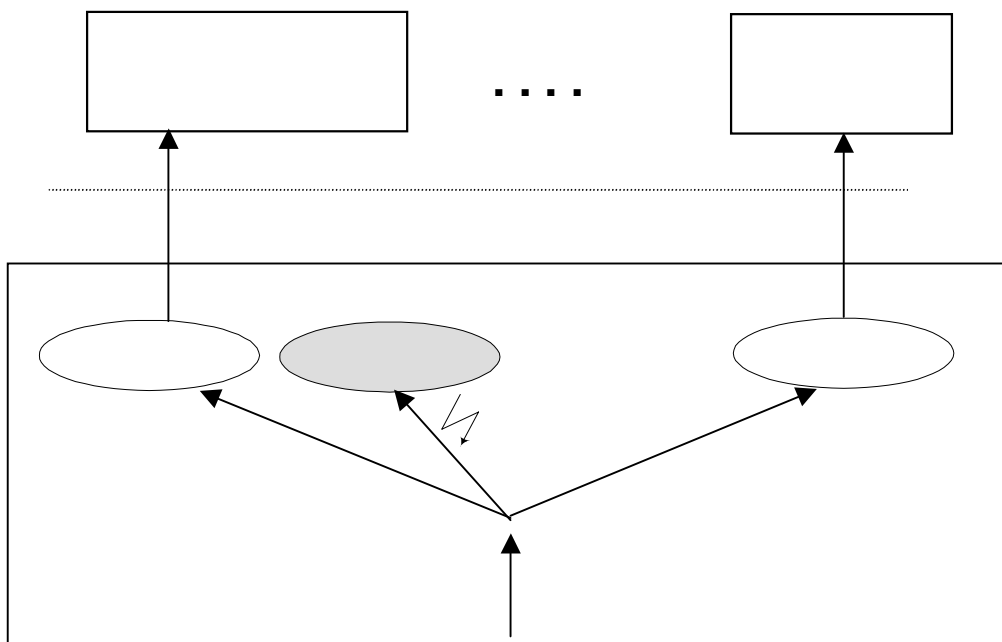


Figure 2

Figure 3 shows the handling of an alarm notification from the alarm list, matching the criteria defined in the parameters *alarmAckState* of the *getAlarmList* request and forwarded by the Agent to all EFD instances as well. This alarm is filtered out by all EFD instances in charge of discrimination of „real-time“ alarms and can reach only the Manager which triggered the *getAlarmList* request, because it passes the temporary EFD instance assigned to this Manager.

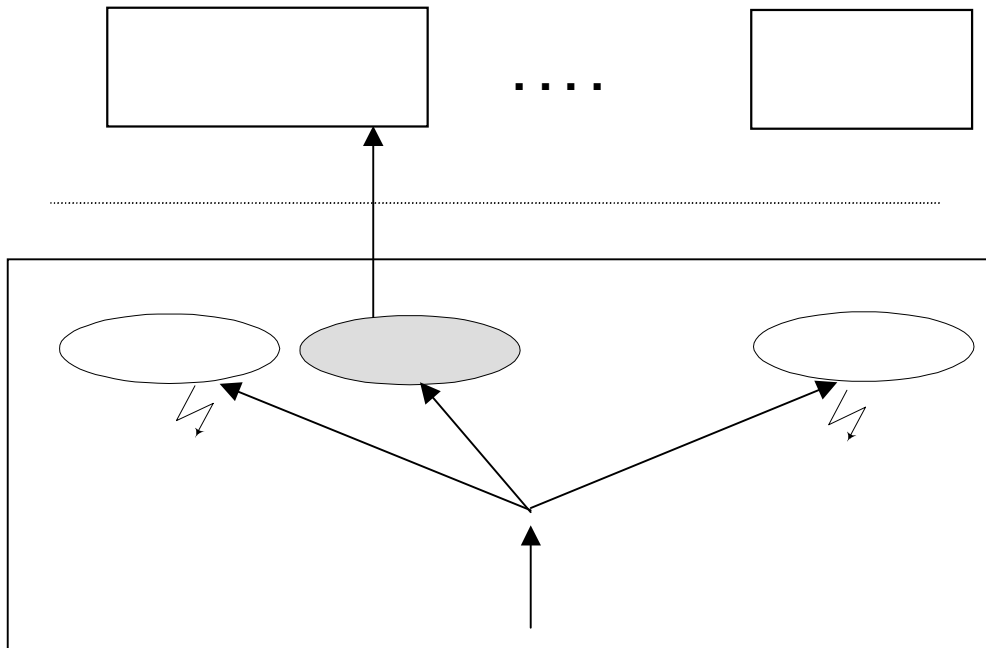


Figure 3

4.6 Mapping

The semantics of the Alarm IRP is defined in [12]. The definitions of the management information defined there are independent of any implementation technology and protocol. This section maps these protocol independent definitions onto the equivalences of the CMIP solution set of Alarm IRP.

4.6.1 Mapping of Operations

The table below maps the operations defined in the IS of the Alarm IRP to its equivalents in the CMIP SS. The equivalents are qualified as Mandatory or Optional.

Operations of Information Services of the Alarm IRP	CMIP SS Equivalents solution set for the Alarm IRP	Qualifier
acknowledgeAlarms	acknowledgeAlarms	M
getAlarmCount	getAlarmCount	O

getAlarmList	getAlarmList	M
getAlarmIRPVersion	getAlarmIRPVersion	M
unacknowledgeAlarms	unacknowledgeAlarms	O

4.6.2 Mapping of Parameters of each operation

The tables in the following sub-clauses show the parameters of each operations defined in the IS described [12] and their equivalents in this CMIP SS.

The parameters of the IS operations are mapped, in the CMIP SS equivalents.

4.6.2.1 Mapping of Parameters of 'acknowledgeAlarms'

Operation parameters of Information Services	CMIP equivalences	Qualifier
alarmInformationReferenceList	alarmReferenceList	M
ackUserId	ackUserId	M
ackSystemId	ackSystemId	O
badAlarmInformationReferenceList	errorAlarmReferenceList	M
status	status	M

4.6.2.2 Mapping of Parameters of 'getAlarmCount'

Operation parameters of Information Services	CMIP equivalents	Qualifier
filter	filter	O
alarmAckState	alarmAckState	O
criticalCount	criticalCount	M
majorCount	majorCount	M
minorCount	minorCount	M
warningCount	warningCount	M
indeterminateCount	indeterminateCount	M
clearedCount	clearedCount	M
status	status	M

4.6.2.3 Mapping of Parameters of 'getAlarmList'

Operation parameters of Information Services	CMIP equivalents	Qualifier
filter	filter	O
alarmAckState	alarmAckState	O
--	destination (input) <see Note-1>	M
alarmInformationList	(sequence of alarm notifications) (see Clause 4.5)	M
status	status	M
--	alignmentId (output) <see Note-2>	M

Note-1: destination is a CMIP specific parameter and is determined by the Manager.

Note-2: alignmentId is a CMIP specific parameter and is determined by the Agent

4.6.2.4 Mapping of Parameters of 'getAlarmIRPVersion'

Operation parameters of Information Services	CMIP equivalents	Qualifier
versionNumberList	versionNumberList	M
status	status	M

4.6.2.5 Mapping of Parameters of 'unacknowledgeAlarms'

Operation parameters of Information Services	CMIP equivalents	Qualifier
alarmInformationReferenceList	alarmReferenceList	M
ackUserId	ackUserId	M
ackSystemId	ackSystemId	O
badAlarmInformationReferenceList	errorAlarmReferenceList	M
status	status	M

4.6.3 Mapping of Notifications

The table below maps the Notifications defined in the Information Service of the Alarm IRP to the equivalent Notifications of the CMIP solution set for the Alarm IRP. The CMIP Notifications are qualified as Mandatory or Optional.

Notifications of Information Services of the Alarm IRP	Equivalent Notifications of the CMIP solution set for the Alarm IRP	Qualifier
notifyNewAlarm	environmentalAlarm ITU-T X.721 equipmentAlarm ITU-T X.721 qualityofServiceAlarm ITU-T X.721 processingErrorAlarm ITU-T X.721 communicationAlarm ITU-T X.721	M
notifyChangedAlarm	environmentalAlarm ITU-T X.721 equipmentAlarm ITU-T X.721 qualityofServiceAlarm ITU-T X.721 processingErrorAlarm ITU-T X.721 communicationAlarm ITU-T X.721	O
notifyClearedAlarm	environmentalAlarm ITU-T X.721 equipmentAlarm ITU-T X.721 qualityofServiceAlarm ITU-T X.721 processingErrorAlarm ITU-T X.721 communicationAlarm ITU-T X.721	M
notifyAckStateChanged	environmentalAlarm ITU-T X.721 equipmentAlarm ITU-T X.721 qualityofServiceAlarm ITU-T X.721 processingErrorAlarm ITU-T X.721 communicationAlarm ITU-T X.721	M
notifyAlarmListRebuilt	alarmListRebuilt	M

4.6.4 Mapping of Parameters of each notification

The tables in the following subsections shows the parameters of each notification defined in the Information Service described in [12] and their equivalence in this CMIP SS.

The input parameters of the Information Service notifications are mapped, in the CMIP SS, onto the “event information”.

4.6.4.1 Mapping of Parameters of “notifyNewAlarm”, “notifyClearedAlarm” and “notifyAckStateChanged”

Notification parameters of Information Services	CMIP equivalences	Qualifier
---	-------------------	-----------

--	notificationIdentifier <Note-1>	M
probableCause	probableCause	M
specificProblems	specificProblems	O
perceivedSeverity	perceivedSeverity	M
backedUpStatus	backedUpStatus	O
backUpObject	backUpObject	O
trendIndication	trendIndication	O
thresholdInfo	thresholdInfo	O
correlatedNotifications	correlatedNotifications	O
stateChangeDefinition	stateChangeDefinition	O
monitoredAttributes	monitoredAttributes	O
proposedRepairActions	proposedRepairActions	O
additionalText	additionalText	O
additionalInformation	additionalInformation	<Note-2>

Note-1: notificationIdentifier is a parameter of the Notification Header defined in TS 32-106-2

Note-2: See qualification information in [12], Table labeled: Parameter-Attributes of alarmInformationBody.

4.6.4.2 Mapping of Parameters of 'alarmListRebuilt'

Notification parameters of Information Services	CMIP equivalents	Qualifier
	notificationIdentifier <Note>	
reason	reason	M

Note: notificationIdentifier is a parameter of the Notification Header defined in TS 32-106-2

5 GDMO definitions

5.1 Managed Object Classes

5.1.1 alarmControl

-- This managed object class models the alarm information available within the Agent and significant for the NM-EM interface. It deals with both **active** and **cleared but not yet acknowledged** alarms. The NMC may initiate the transfer of current alarms according to the required parameters in the M-ACTION request 'getAlarmList'.

alarmControl **MANAGED OBJECT CLASS**

DERIVED FROM

"Rec. X.721 | ISO/IEC 10165-2 : 1992":top;

CHARACTERIZED BY

alarmControlBasicPackage,

alarmAcknowledgementPackage,

alarmIRPVersionPackage;

REGISTERED AS { ts32-111AlarmObjectClass 1 };

5.2 Packages

5.2.1 alarmControlBasicPackage

alarmControlBasicPackage **PACKAGE**

BEHAVIOUR

alarmControlBasicPackageBehaviour;

ATTRIBUTES

alarmControlId GET,

alarmsCountSummary GET;

ACTIONS

getAlarmCount,

getAlarmList;

NOTIFICATIONS

alarmListRebuilt;

REGISTERED AS { ts32-111AlarmPackage 1 };

alarmControlBasicPackageBehaviour **BEHAVIOUR**

DEFINED AS

“The MOC alarmControl has been defined to provide information to the Manager about the currently alarms controlled by the Agent.

An instance of the 'alarmControl' MOC is identified by the value of the attribute 'alarmControlId'.

The attribute 'alarmsCountSummary' provides a summary of the number of alarms managed in the Agent's alarm list (including the number of cleared but not yet acknowledged alarms).

The action 'getAlarmCount' is the means, for the Manager, to ask the number of currently available alarms in the Agent according to the specification in the action request.

The action 'getAlarmList' is the means, for the Manager, to trigger an alarm alignment procedure in accordance with the parameter specified in the action request (this may be needed e.g. for first time alignment or after a link interruption between the Agent and the Manager). The alarm list is sent as a sequence of single alarm reports.

The notification 'alarmListRebuilt' is sent by the Agent to the Manager to inform that the alarm list has changed. It is recommended that the Manager subsequently triggers an alarm alignment.”;

5.2.2 alarmAcknowledgementPackage

alarmAcknowledgementPackage **PACKAGE**

BEHAVIOUR

alarmAcknowledgementPackageBehaviour;

ACTIONS

acknowledgeAlarms,

unacknowledgeAlarms;

NOTIFICATIONS

"Rec. X.721 | ISO/IEC 10165-2 : 1992":communicationsAlarm,

"Rec. X.721 | ISO/IEC 10165-2 : 1992":environmentalAlarm,

"Rec. X.721 | ISO/IEC 10165-2 : 1992":equipmentAlarm,

"Rec. X.721 | ISO/IEC 10165-2 : 1992":processingErrorAlarm,

"Rec. X.721 | ISO/IEC 10165-2 : 1992":qualityofServiceAlarm;

REGISTERED AS { ts32-111AlarmPackage 2 };

alarmAcknowledgementPackageBehaviour **BEHAVIOUR**

DEFINED AS

“This package has been defined to provide information to the Manager about the acknowledgement status of the alarms controlled by the Agent.

The action 'acknowledgeAlarms' allows the NM operator to acknowledge one or several alarms previously sent by the Agent as alarm notifications.

The action 'unacknowledgeAlarms' allows the NM operator to unacknowledge one or several alarms previously acknowledged by himself.

The ITU-T X.721 compliant alarm notifications are sent by the Agent to the Manager to inform that one alarm has been acknowledged or unacknowledged. The acknowledgement related information is carried in the *additionalInformation* attribute.”;

5.2.3 alarmIRPVersionPackage

alarmIRPVersionPackage **PACKAGE**

BEHAVIOUR

alarmIRPVersionPackageBehaviour;

ATTRIBUTES

supportedAlarmIRPVersions GET;

ACTIONS

getAlarmIRPVersion;

REGISTERED AS { ts32-111AlarmPackage 3};

alarmIRPVersionPackageBehaviour **BEHAVIOUR**

DEFINED AS

“This package has been defined to allow the Manager to get information about the Alarm IRP versions supported by the Agent.

The attribute ‘supportedAlarmIRPVersions’ indicates all versions of the Alarm IRP currently supported by the Agent.

The action ‘getAlarmIRPVersion’ may be invoked by the Manager to get information about the Alarm IRP versions supported by the Agent.”;

5.3 Actions

5.3.1 acknowledgeAlarms (M)

acknowledgeAlarms **ACTION**

BEHAVIOUR

acknowledgeAlarmsBehaviour;

MODE

CONFIRMED;

WITH INFORMATION SYNTAX

TS32-111-AlarmAsn1TypeModule.AckOrUnackAlarms;

WITH REPLY SYNTAX

TS32-111-AlarmAsn1TypeModule.AckOrUnackAlarmsReply;

REGISTERED AS { ts32-111AlarmAction 1};

acknowledgeAlarmsBehaviour **BEHAVIOUR**

DEFINED AS

”This action is invoked by the Manager to indicate to the Agent that one or several alarms (previously sent by the Agent as alarm notifications) have to be acknowledged. In the action request the NM supplies the parameter *ackUserId* and *ackSystemId*. The other acknowledgement history parameters, i.e. alarm acknowledgement state (in this case *acknowledged*) and the acknowledgement time are set by the Agent itself.

The 'Action information' field contains the following data:

- *alarmReferenceList*

This parameter contains a set of moi (managed object instance) and *notificationIdentifier*. Each pair identifies unambiguously in the scope of the Agent an alarm (previously received by the NM) that have to be now acknowledged. moi can be absent if scope of uniqueness of notificationIdentifier is across the IRPAgent.

- *ackUserId*

It contains the name of the operator who acknowledged the alarm or a generic name (dependent on the operational concept). It may have also the value NULL.

- *ackSystemId*

It indicates the management system where the acknowledgment is triggered. It may have also the value NULL.

The 'Action response' contains the following data:

- *status*

This parameter contains the results of the NM acknowledgement action. Possible values: noError (0, all alarms found and ack state changed according to the manager request), ackPartlySuccessful (some alarms not found / not changeable, see next parameter), error (value indicates the reason why the complete operation failed).

- *errorAlarmReferenceList*

This parameter (significant only if *status* = ackPartlySuccessful) contains the list of moi (managed object instance) and notificationIdentifier pairs of the alarms which could not be acknowledged and, for each alarm, also the reason of the error.“;

5.3.2 getAlarmCount (O)

getAlarmCount **ACTION**

BEHAVIOUR

getAlarmCountBehaviour;

MODE

CONFIRMED;

WITH INFORMATION SYNTAX

TS32-111-AlarmAsn1TypeModule.GetAlarmCount;

WITH REPLY SYNTAX

TS32-111-AlarmAsn1TypeModule.GetAlarmCountReply;

REGISTERED AS { ts32-111AlarmAction 2};

getAlarmCountBehaviour **BEHAVIOUR**

DEFINED AS

”The NM invokes this action to receive the number of available alarms in the Agent' alarm list according to the specification in the action request. The Manager may use this action to find out the number of alarms in the alarm list before invoking a synchronisation by means of the *getAlarmList* operation. The request is possible also before the Manager creates an own event forwarding discriminator instance within the Agent.

The ‘Action information’ field contains the following data:

- *alarmAckState*

Depending on this optional parameter value, the NM gets the number of alarms of each *perceivedSeverity* value according to the following possible choices:

- all alarms
- all active alarms (acknowledged or not yet acknowledged)
- all active and acknowledged alarms
- all active and unacknowledged alarms
- all cleared and unacknowledged alarms.

If the parameter is absent, all alarms from the Agent's alarm list are taken into consideration.

- *filter*

The handling of this optional parameter is as follows:

- if present and not NULL, it indicates a filter constraint which shall apply in the calculation of the results
- if its value is NULL, no filter shall be considered and the Agent shall return the number of all alarms according to the value of the parameter *alarmAckState* (see above)
- if absent, the handling depends on the availability of an event forwarding discriminator instance within the Agent. If this instance is valid, the filter construct of the event forwarding discriminator shall apply. If no EFD instance is available, the Agent shall return the number of all alarms according to the value of the above-mentioned parameter *alarmAckState*.

The 'Action response' is composed of:

- The numbers of alarms for each *perceivedSeverity* value (if applicable).
- The parameter *status* containing the results of the NM action. Possible values: noError (0), error (the value indicates the reason of the error).”;

5.3.3 getAlarmList (M)

getAlarmList **ACTION**

BEHAVIOUR

getAlarmListBehaviour;

MODE

CONFIRMED;

WITH INFORMATION SYNTAX

TS32-111-AlarmAsn1TypeModule.GetAlarmList;

WITH REPLY SYNTAX

TS32-111-AlarmAsn1TypeModule.GetAlarmListReply;

REGISTERED AS { ts32-111AlarmAction 3};

getAlarmListBehaviour **BEHAVIOUR**

DEFINED AS

”This action starts an alarm alignment procedure between a NM and Agent, which takes into account the acknowledgment state of the alarms and a dedicated filter (valid only for the current request).

The ‘Action information’ field contains the following data:

- *alarmAckState*

Depending on this optional parameter value, the NM gets the alarm reports according to the following possible choices:

- all alarms
- all active alarms (acknowledged or not yet acknowledged)
- all active and acknowledged alarms
- all active and unacknowledged alarms
- all cleared and unacknowledged alarms.

If the parameter is absent, all alarms from the Agent's alarm list are taken into consideration.

- *destination*

This parameter identifies the destination to which the alarm reports that have passed the test conditions specified in the parameter 'filter' are sent. According to ITU-T X.721, if no destination is specified in the request, then the discriminator is created with the destination defaulted to the AE-Title of the invoker.

- *filter*

The handling of this optional parameter (valid only for the current alignment request) is as follows:

- if present and not NULL, it indicates a filter constraint which shall apply in the forwarding of the alignment-related alarm reports
- if its value is NULL, no real filter shall be considered and the Manager receives the alarms according to the value of the parameter *alarmAckState* (see above).

The ‘Action response’ contains the following data:

- *alignmentId*

The parameter is defined by the Agent and identifies unambiguously the current alarm alignment procedure. It allows the Manager to distinguish between alarm reports sent as consequence of several own alignment requests triggered in parallel.

- *status*

The parameter contains the results of the NM action. Possible values: noError (0), error (the value indicates the reason of the error).

After the action response is forwarded to the NM, the Agent sends the alarm list as a sequence of single alarm notifications in accordance with the values of the request parameters. Every alarm notification contains all fields of the alarm stored in the alarm list. In particular:

- The field *additionalText* contains at the beginning a string to allow a Manager to recognise that this alarm report is sent due to a previous *getAlarmList* request. The structure of this string is:
 - '(ALIGNMENT-alignmentId)' for every alarm report except the last one **or**
 - '(ALIGNMENTEND-alignmentId)' for the last alarm report sent by the Agent due to the current *getAlarmList* request.
- If available, the data related to the acknowledgment history (i.e. ackState, ackTime, ackUserId, ackSystemId) are provided in the field *additionalInformation*.

Further details about the implementation of this operation are provided in the 'Introduction.';

5.3.4 getAlarmIRPVersion(M)

getAlarmIRPVersion **ACTION**

BEHAVIOUR

getAlarmIRPVersionBehaviour;

MODE

CONFIRMED;

WITH REPLY SYNTAX

TS32-111-AlarmAsn1TypeModule.GetAlarmIRPVersionReply;

REGISTERED AS { ts32-111AlarmAction 4};

getAlarmIRPVersionBehaviour **BEHAVIOUR**

DEFINED AS

”The NM invokes this action to get information about the Alarm IRP versions supported by the Agent. The 'Action information' field contains no data.

The 'Action response' is composed of the following data:

- *versionNumbersList*

It defines a list of Alarm IRP versions supported by the Agent. A list containing no element, i.e. a NULL list means that the concerned Agent doesn't support any version of the Notification IRP.

- *status*

It contains the results of the NM action. Possible values: noError (0), error (the value indicates the reason of the error).”;

5.3.5 unacknowledgeAlarms(O)

unacknowledgeAlarms **ACTION**

BEHAVIOUR

unacknowledgeAlarmsBehaviour;

MODE

CONFIRMED;

WITH INFORMATION SYNTAX

TS32-111-AlarmAsn1TypeModule.AckOrUnackAlarms;

WITH REPLY SYNTAX

TS32-111-AlarmAsn1TypeModule.AckOrUnackAlarmsReply;

REGISTERED AS { ts32-111AlarmAction 5};

unacknowledgeAlarmsBehaviour **BEHAVIOUR**

DEFINED AS

”This action is used by the Manager to indicate to the Agent that one or several alarms (previously acknowledged) have to be unacknowledged. Subsequently the 'acknowledgement history' information of these alarms in the Agent's alarm list is completely removed (this operation may be used by operators in case of a previous acknowledgement by mistake).

The 'Action information' field contains the following data:

- *alarmReferenceList*

This parameter contains a set of moi (managed object instance) and *notificationIdentifier pair*. Each of them identifies unambiguously in the scope of the Agent an alarm (previously acknowledged by the NM) that have to be now unacknowledged. moi can be absent if scope of uniqueness of notificationIdentifier is across the IRPAgent.

- *ackUserId*

It contains the name of the operator who unacknowledged the alarm or a generic name (dependent on the operational concept). It may have also the value NULL. Note that only the user who previously acknowledged the alarm is allowed to unacknowledge it later.

- *ackSystemId*

It indicates the management system where the acknowledgment is triggered. It may have also the value NULL. Note that the unacknowledgement is allowed only at the management system where previously the acknowledgement took place.

The 'Action response' contains the following data:

- *status*

This parameter contains the results of the NM unacknowledgement action. Possible values: noError (0, all alarms found and ack state changed according to the manager request), unackPartlySuccessful (some alarms not found / not changeable, see next response parameter), error (value indicates the reason why the complete operation failed).

- *errorAlarmReferenceList*

This parameter (significant only if *status* = unackPartlySuccessful) contains the list of moi (managed object instance) and notificationIdentifier pairs of the alarms which could not be unacknowledged and, for each alarm, also the reason of the error. moi can be absent if scope of uniqueness of notificationIdentifier is across the IRPAgent. “;

5.4 Notifications

5.4.1 alarmListRebuilt (M)

alarmListRebuilt **NOTIFICATION**

BEHAVIOUR

alarmListRebuiltBehaviour;

WITH INFORMATION SYNTAX

TS32-111-AlarmAsn1TypeModule.AlarmListRebuiltInfo;

REGISTERED AS { ts32-111AlarmNotification 1 };

alarmListRebuiltBehaviour **BEHAVIOUR**

DEFINED AS

”This notification is used by the Agent to inform the NM that the alarm list has been rebuilt.

The 'Event Information' field contains the following data:

- *notificationIdentifier*

This ITU-T X.721 standardised parameter, together with moi (managed object instance), unambiguously identifies this notification ..

- *reason*

The parameter indicates the reason for alarm list rebuilding (if applicable).

5.5 Attributes

5.5.1 alarmControlld

alarmControlld **ATTRIBUTE**

WITH ATTRIBUTE SYNTAX

TS32-111-AlarmAsn1TypeModule.GeneralObjectId;

MATCHES FOR

EQUALITY;

BEHAVIOUR

alarmControlldBehaviour;

REGISTERED AS { ts32-111AlarmAttribute 1};

alarmControlldBehaviour **BEHAVIOUR**

DEFINED AS

”This attribute names an instance of a ‘alarmControl’ object class.”;

5.5.2 alarmsCountSummary

alarmsCountSummary **ATTRIBUTE**

WITH ATTRIBUTE SYNTAX

TS32-111-AlarmAsn1TypeModule.AlarmsCountSummary;

MATCHES FOR

EQUALITY;

BEHAVIOUR

alarmsCountSummaryBehaviour;

REGISTERED AS { ts32-111AlarmAttribute 2};

alarmsCountSummaryBehaviour **BEHAVIOUR**

DEFINED AS

”This attribute indicates a summary of number of alarms managed in the Agent’s alarm list sorted according to the perceived severity (including the number of cleared but not yet acknowledged alarms). Additionally the number of all currently active alarms is provided.”;

5.5.3 supportedAlarmIRPVersions

supportedAlarmIRPVersions **ATTRIBUTE**

WITH ATTRIBUTE SYNTAX

TS32-111-AlarmAsn1TypeModule.SupportedAlarmIRPVersions;

MATCHES FOR

EQUALITY;

BEHAVIOUR

supportedAlarmIRPVersionsBehaviour;

REGISTERED AS { ts32-111AlarmAttribute 3};

supportedAlarmIRPVersionsBehaviour **BEHAVIOUR**

DEFINED AS

”This attribute provides the information concerning the Alarm IRP versions currently supported by the Agent.”;

5.6 Parameters

5.6.1 ackStateParameter

ackStateParameter **PARAMETER**

CONTEXT

TS32-111-AlarmAsn1TypeModule.AlarmInfo.additionalInformation;

WITH SYNTAX

TS32-111-AlarmAsn1TypeModule.AckState;

BEHAVIOUR

ackStateParameterBehaviour;

REGISTERED AS { ts32-111AlarmParameter 1};

ackStateParameterBehaviour **BEHAVIOUR**

DEFINED AS

”This parameter models the optional *additionalInformation* field of the alarm notification. If present, it informs the NM about the current acknowledgement state of the present alarm.”;

5.6.2 ackSystemIdParameter

ackSystemIdParameter **PARAMETER**

CONTEXT

TS32-111-AlarmAsn1TypeModule.AlarmInfo.additionalInformation;

WITH SYNTAX

TS32-111-AlarmAsn1TypeModule.AckSystemId;

BEHAVIOUR

ackSystemIdParameterBehaviour;

REGISTERED AS { ts32-111AlarmParameter 2};

ackSystemIdParameterBehaviour **BEHAVIOUR**

DEFINED AS

”This parameter models the optional *additionalInformation* field of the alarm notification. If present, it informs the NM about the identifier of the management system where the present alarm has been acknowledged.”;

5.6.3 ackTimeParameter

ackTimeParameter **PARAMETER**

CONTEXT

TS32-111-AlarmAsn1TypeModule.AlarmInfo.additionalInformation;

WITH SYNTAX

TS32-111-AlarmAsn1TypeModule.AckTime;

BEHAVIOUR

ackTimeParameterBehaviour;

REGISTERED AS { ts32-111AlarmParameter 3};

ackTimeParameterBehaviour **BEHAVIOUR**

DEFINED AS

”This parameter models the optional *additionalInformation* field of the alarm notification. If present, it informs the NM about the time the present alarm has been acknowledged by the Agent.”;

5.6.4 ackUserIdParameter

ackUserIdParameter **PARAMETER**

CONTEXT

TS32-111-AlarmAsn1TypeModule.AlarmInfo.additionalInformation;

WITH SYNTAX

TS32-111-AlarmAsn1TypeModule.AckUserId;

BEHAVIOUR

ackUserIdParameterBehaviour;

REGISTERED AS { ts32-111AlarmParameter 4};

ackUserIdParameterBehaviour **BEHAVIOUR**

DEFINED AS

”This parameter models the optional *additionalInformation* field of the alarm notification. If present, it informs the NM about the identifier of the user who acknowledged the present alarm.”;

6 ASN.1 definitions for Alarm IRP

TS32-111-AlarmAsn1TypeModule--{ObjectIdentifierValue} to be defined

DEFINITIONS IMPLICIT TAGS ::=

BEGIN

--EXPORTS everything

IMPORTS

NotificationIdentifier, Destination

FROM Attribute-ASN1Module {joint-iso-ccitt ms(9) smi(3) part2(2) asn1Module(2) 1}

AlarmInfo

FROM Notification-ASN1Module {joint-iso-ccitt ms(9) smi(3) part2(2) asn1Module(2) 2}

CMISFilter, ObjectInstance

FROM CMIP-1 {joint-iso-ccitt ms(9) cmip(1) modules(0) protocol(3)};

baseNode3gpp OBJECT IDENTIFIER ::= {baseNode(1)} -- to be defined
ts32-111Alarm OBJECT IDENTIFIER ::= { baseNode3gpp ts32-111Alarm(1)}
ts32-111AlarmObjectClass OBJECT IDENTIFIER ::= {ts32-111Alarm managedObjectClass(3)}
ts32-111AlarmPackage OBJECT IDENTIFIER ::= {ts32-111Alarm package(4)}
ts32-111AlarmParameter OBJECT IDENTIFIER ::= {ts32-111Alarm parameter(5)}
ts32-111AlarmAttribute OBJECT IDENTIFIER ::= {ts32-111Alarm attribute(7)}
ts32-111AlarmAction OBJECT IDENTIFIER ::= {ts32-111Alarm action(9)}
ts32-111AlarmNotification OBJECT IDENTIFIER ::= {ts32-111Alarm notification(10)}

-- Start of 3GPP SA5 own definitions

AckErrorList ::= SET OF ErrorInfo

AlarmReference ::= SEQUENCE

{

 moi ObjectInstance OPTIONAL, -- absent if scope of uniqueness of notificationId is across IRPAgent

notificationIdentifier NotificationIdentifier

}

AckOrUnackAlarms ::= SEQUENCE

{

alarmReferenceList SET OF AlarmReference, -- ITU-T X.721

ackUserId AckUserId,

ackSystemId AckSystemId OPTIONAL

}

AckOrUnackAlarmsReply ::= SEQUENCE

{

status ErrorCauses,

errorAlarmReferenceList AckErrorList

}

AckState ::= ENUMERATED

{

acknowledged (0),

unacknowledged (1)

}

AckSystemId ::= GraphicString

AckTime ::= GeneralizedTime

AckUserId ::= GraphicString

AlarmChoice ::= ENUMERATED

{

allAlarms (0),

allActiveAlarms (1),

allActiveAndAckAlarms (2),

allActiveAndUnackAlarms (3),

allClearedAndUnackAlarms (4)

}

AlarmsCountSummary ::= SEQUENCE

{


```

activeAlarmsCount    INTEGER, -- this is the sum of criticalCount, majorCount, minorCount, warningCount
                        -- and indeterminateCount

criticalCount        INTEGER,

majorCount           INTEGER,

minorCount           INTEGER,

warningCount         INTEGER,

indeterminateCount   INTEGER,

clearedCount         INTEGER
}

```

AlarmListRebuiltInfo ::= SEQUENCE

```

{ notificationIdentifierNotificationIdentifier, -- ITU-T X.721
  reason          ErrorCauses
}

```

ErrorCauses ::= ENUMERATED

```

{
  noError (0),          -- operation / notification successfully performed
  wrongFilter (1),     -- the value of the filter parameter is not valid
  wrongAlarmAckState (2), -- the value of the alarmAckState parameter (e.g. getAlarmCount) is not valid
  ackPartlySuccessful (3), -- acknowledgment request partly successful
  unackPartlySuccessful (4), -- unacknowledgment request partly successful
  wrongAlarmReference (5), -- alarm identifier used in the alarm reference list not found (e.g. in case of
                        acknowledgement request)
  wrongAlarmReferenceList (6), -- the alarm reference list (e.g. in case of acknowledgement request) is empty or
                        completely wrong
  alarmAlreadyAck (7),  -- alarm to be acknowledged is already in this state
  alarmAlreadyUnack (8), -- alarm to be acknowledged is already in this state
  wrongUserId (9),     -- the user identifier in the unacknowledgement operation is not the same as in
                        the previous acknowledgementAlarms request
  wrongSystemId (10),  -- the system identifier in the unacknowledgement operation is not the same as in
                        the previous acknowledgementAlarms request
  alarmAckNotAllowed (11), -- current management system not allowed to acknowledge the alarm (e.g. due to
                        acknowledgement competence rules)
  unspecifiedErrorReason (255) -- operation failed, specific error unknown
}

```

ErrorInfo ::= SEQUENCE

```
{
  moi ObjectInstance OPTIONAL, -- absent if uniqueness of notificationIdentifier is across IRPAgent
  notificationIdentifier NotificationIdentifier, -- ITU-T X.721
  reason ErrorCauses
}
```

GeneralObjectId ::= INTEGER

GetAlarmCount ::= SEQUENCE

```
{
  alarmAckState AlarmChoice OPTIONAL,
  filter CMISFilter OPTIONAL-- ITU-T X.711
}
```

GetAlarmCountReply ::= SEQUENCE

```
{
  criticalCount INTEGER,
  majorCount INTEGER,
  minorCount INTEGER,
  warningCount INTEGER,
  indeterminateCount INTEGER,
  clearedCount INTEGER,
  status ErrorCauses
}
```

GetAlarmIRPVersionReply ::= SEQUENCE

```
{
  versionNumberList SupportedAlarmIRPVersions,
  status ErrorCauses
}
```

GetAlarmList ::= SEQUENCE

```
{
  alarmAckState AlarmChoice OPTIONAL,
  destination Destination, -- ITU-T X.721
  filter CMISFilter OPTIONAL-- ITU-T X.711
}
```

}

GetAlarmListReply ::= SEQUENCE

{

alignmentId INTEGER,

status ErrorCauses

}

IRPVersionNumber ::= GraphicString

SupportedAlarmIRPVersions ::= SET OF IRPVersionNumber

END -- of module TS32-111-AlarmAsn1TypeModule

Annex A (informative): Change history

Change history					
TSG SA#	Version	CR	Tdoc SA	New Version	Subject/Comment
S_07	2.0.0	-	SP-000012	3.0.0	Approved at TSG SA #7 and placed under Change Control

CHANGE REQUEST

Please see embedded help file at the bottom of this page for instructions on how to fill in this form correctly.

32.111 CR 006

Current Version: **3.0.1**

GSM (AA.BB) or 3G (AA.BBB) specification number ↑

↑ CR number as allocated by MCC support team

For submission to: **SA#8**
list expected approval meeting # here
↑

for approval
for information

strategic
non-strategic *(for SMG use only)*

Form: CR cover sheet, version 2 for 3GPP and SMG The latest version of this form is available from: ftp://ftp.3gpp.org/Information/CR-Form-v2.doc

Proposed change affects: (U)SIM ME UTRAN / Radio Core Network
(at least one should be marked with an X)

Source: SA5#12 **Date:** 20 June 2000

Subject: Split of TS - Part 4: Alarm Integration Reference Point (IRP): CMIP Solution Set (SS)

Work item: 32.111 3G Fault Management

Category: <i>(only one category shall be marked with an X)</i>	F Correction	<input checked="" type="checkbox"/>	Release:	Phase 2	<input type="checkbox"/>
	A Corresponds to a correction in an earlier release	<input type="checkbox"/>		Release 96	<input type="checkbox"/>
	B Addition of feature	<input type="checkbox"/>		Release 97	<input type="checkbox"/>
	C Functional modification of feature	<input type="checkbox"/>		Release 98	<input type="checkbox"/>
	D Editorial modification	<input type="checkbox"/>		Release 99	<input checked="" type="checkbox"/>
			Release 00	<input type="checkbox"/>	

Reason for change: The following changes are proposed to be introduced in TS 32.111 Ver 3.0.1
The change contains the TS 32.111 Part-4 (Alarm IRP CMIP Solution Set)
This part is not present in the version 3.0.1 of TS 32.111, therefore the entire document must be seen as “new”.

Clauses affected: None of the current TS 32.111 clauses are affected.

Other specs affected:

Other 3G core specifications	<input type="checkbox"/>	→ List of CRs:	
Other GSM core specifications	<input type="checkbox"/>	→ List of CRs:	
MS test specifications	<input type="checkbox"/>	→ List of CRs:	
BSS test specifications	<input type="checkbox"/>	→ List of CRs:	
O&M specifications	<input type="checkbox"/>	→ List of CRs:	

Other comments:

