

3GPP Work Plan – Cover page

Version 2005, June 2nd

Introduction

This cover sheet contains 3 parts:

Part 1: Specific comments for this version

Part 2: General recurrent information

Part 3: History

The last version of the Work Plan and all the related documents (cover page, PDF views, etc) are available at:

ftp://ftp.3gpp.org/information/work_plan

For comments on a specific line, contact the MCC support for the WG or TSG responsible of the given task (to know who at MCC is responsible of a given WG or TSG, look at:

http://www.3gpp.org/About_3GPP/structure.htm).

For comment on a Feature, contact the feature's responsible MCC support.

For general comments, contact the Work Plan manager at: alain.sultan@etsi.org , mentioning in the e-mail subject "General comment on the Work Plan".

Specific comments for this version

Main changes between versions 24th April and 2nd June 2005

Following updates have been incorporated:

CT1, SA1, SA3, SA4, GERAN

Detailed changes

The detailed changes are provided in the "notes" field of the modified WIs.

General recurrent information

This paragraph contains recurrent information provided to the reader not familiar with the 3GPP Work Plan.

General description

The Work Plan is a living document, aiming at providing co-operations between all the 3GPP TSGs and WGs to help them reaching common targets.

These targets are called “**Features**”, and are new or substantially enhanced functionality which represents added value to the existing system. A feature should normally embody an improved service to the customer and / or increased revenue generation potential to the supplier. The features are divided into “**Building Blocks**”, a BB being a set of technical functionality which would generally be expected to reside in a single system element, i.e. a single physical or logical entity or a single protocol. The Building Blocks are divided into “**Work Tasks**”, a WT being by definition handled by a single Working Group. The output of a work task is the creation of one or more new Technical Specifications (or Reports) and / or Change Requests to existing TSs / TRs.

These definitions are extracted from SP-000109.

This tree structure is established to ease the monitoring of the 3GPP work progress for R00, and to make explicit the purpose of the work assigned to one WG in the global system.

A **Work item** is a generic term to refer to a *feature*, *building block* or *work task*, i.e. all the lines of the Work Plan are work items. A full description of the a work item can be found in the 3GPP Working Procedures, available at http://www.3gpp.org/About_3GPP/3gpp_wp.zip .

The Work Plan is provided in the form of a Gantt chart: the left part contains the names and attributes of the Work Items, the right part contains a calendar view reflecting the work progress (blue and grey lines apply to foreseen tasks, black lines for completed tasks).

The indentation of WI names reflects the hierarchical level in the tree structure (Features, Building Blocks, and Work Tasks).

A "Tracking Gantt" is used. This means that below each Gantt line (horizontal blue line in the right part of the document), there is a thin horizontal black line showing the previously foreseen start and end dates. This enables tracking the slipping of dates. This is reset after each plenary.

Attributes applicable to a WI

From the Work Plan perspective, a WI is fully characterised by the following set of attributes:

1. Unique ID
2. Name
3. Release (based on the completion date). It applies to non-splitable features. If the feature is splitable, it applies to each individual Building Block composing the feature, provided that the Building Blocks are non-splitable. It does not apply to Feasibility Studies, Testing nor Charging Activities.
4. Splitable: defines whether the WI has to be considered as a single block or if it can be realised onto different releases
5. Acronym
6. Resource name: defines the responsible WG or TSG
7. Modified (see next section)
8. Modified since last TSG (see next section)
9. Start
10. Finish
11. % completed
12. Impacted TS and TR
13. Approval Level: MCC<CHAIR<WG<TSG. Each level can delete the proposal from the levels below. Only TSG Approved Wis are officially approved. All the other Wis are proposals, more or less stable according to the approval level.
14. Last modif, containing the date of the last modification. Note: this field has been recently added. The value has been initialised to April, 1st.
15. Hyperlink (to the proposed/approved WI coversheet)
16. WI rapporteur name

17. WI rapporteur e-mail
18. MCC responsible: defines who in MCC is responsible in monitoring the overall Feature.
19. Notes (free field).

The fields Start, Finish and % completed are calculated for summary tasks.
For better readability, only some of these attributes are shown in the PDF views.

How the changes on the Work Plan are tracked?

The changes are tracked at two level: a global one, stressing out the overall changes of the Work Plan, and a more detailed one, making use of the “notes” field.

Global level

The global level is a text of some paragraphs listing the main changes. For readability reasons, the global level is not part of the MS Project Work Plan but is contained in this present Work Plan cover page.

The global level shall at least:

- Report creation and deletion of Features and Building Blocks. It is not requested to mention the creation and deletion of Work Tasks (but this can be done if judged relevant by the MCC responsible person).

The global level is updated before each set of plenary meetings.

Detailed level

The detailed level is a set of comments provided in the “notes” field text of each modified WI (a WI is identified by its Unique ID).

Even at the “detailed level”, not all the modifications have to be mentioned: some fields are by nature subject to constant updates (e.g. “% completed”), so it would be a waste of time to keep track of these changes.

The fields subject to change tracking are the following ones:

- Name
- Release
- Early (defines whether the WI is subject to early implementation, as defined in SP-040235)
- Acronym
- Resource name (defines the responsible WG or TSG)
- Finish date

The other ones -listed below- are not subject of change tracking. Change tracking on these ones is up to the MCC responsible person. These are:

- % completed
- Impacted TS and TR
- Level of Approval (not yet approved<WG<TSG).
- Hyperlink (to the proposed/approved WI coversheet)
- WI rapporteur name
- WI rapporteur e-mail
- MCC responsible: defines who in MCC is responsible in monitoring the overall Feature.
- Notes (free field).
- Start date
- last modif: provides the date of the latest modification of the WI.

History

This section is reset after each plenary meeting.

ID	Jnique_IL	Name	Release	Early	Resource Names	Qtr 1, 2005			Qtr 3, 2005		
						Jan	Mar	May	Jul	Sep	Nov
1	2044	VERSION 2005 June 2nd		No							
2	1462	"CTRL + a" to display all the 3GPP fields		No							
3	2058	Content of Release 7, not frozen		No							
4	0			No							
5	0	Rel-7 Features listed below	Rel-7	No							
6	2468	Multiple Input Multiple Output antennas (MIMO)	Rel-7	No	R1						
7	21006	Physical layer for MIMO	Rel-7	No	R1						
8	22003	Layer 2,3 aspects for MIMO	Rel-7	No	R2						
9	23008	Iub/Iur Protocol Aspects for MIMO	Rel-7	No	R3						
10	24008	RF, Performance Req and Conf. Testing s for MIMO	Rel-7	No	R4						
11	32045	PS domain and IMS impacts for supporting IMS Emergency calls	Rel-7	No	S2						
12	1314	Service Requirements for IP-based emergency calls	Rel-7	No	S1						
13	32046	Stage 2 for IMS-level solution	Rel-7	No	S2						
14	32080	Stage 2 for GPRS-level solution	Rel-7	No	S2						
15	1653	Emergency Call Enhancements for IP& PS Based Calls – stage 3	Rel-7	No	C1						
16	1315	IMS aspects to support IMS Emergency sessions	Rel-7	No	C1						
17	1646	PS domain aspects to support IMS Emergency sessions	Rel-7	No	C1						
18	32064	Access Class Barring and Overload Protection	Rel-7	No	S2						
19	32065	TR on Stage 2	Rel-7	No	S2						
20	50117	Extra ACBOP information in GERAN	Rel-7	No	GP						
21	11048	Stage 3 CN aspects of ACBOP	Rel-7	No	C1						
22	20010	<i>Deleted - Potential impact on Iu interface Overload functionality</i>	Rel-7	No	RP						
23	20009	<i>Deleted - Extra ACBOP information in RAN</i>	Rel-7	No	RP						
24	31048	USSD message delivery and transfer to USIM	Rel-7	No	S1						
25	31060	Stage 1	Rel-7	No	S1						

ID	Jnique_IL	Name	Release	Early	Resource Names	Qtr 1, 2005			Qtr 3, 2005		
						Jan	Mar	May	Jul	Sep	Nov
26	43008	Alignment with requirements regarding USSD usage	Rel-7	No	C6						
27	32079	Location Services enhancements Rel-7	Rel-7	No	S2						
28	32093	Global Stage 2 for LCS3	Rel-7	No	S2						
29	31052	LCS for 3GPP Interworking WLAN	Rel-7	No	S1						
30	32077	FS on 3GPP system to WLAN Interworking with LCS	Rel-7	No	S1						
31	20030	UE positioning Rel-7	Rel-7	No	RP						
32	20012	Inclusion of Uplink TDOA UE positioning method in the UTRAN specifications	Rel-7	No	R2						
33	50558	LCS Enhancements Related to Location-Based Services	Rel-7	No	GP						
34	32029	FS on applicability of GALILEO for LCS	Rel-7	No	S2						
35	32058	TR on Stage 2	Rel-7	No	S2						
36	50095	<i>deleted - GERAN review of the TR</i>	Rel-7	No	GP						
37	31053	Selective Disabling of UE Capabilities	Rel-7	No	S1						
38	32088	Stage 1	Rel-7	No	S1						
39	32089	TR on different possible architectures	Rel-7	No	S2						
40	31063	Combinational Services	Rel-7	No	S1						
41	31064	Stage 1	Rel-7	No	S1						
42	32084	Stage 2	Rel-7	No	S2						
43	11054	Stage 3 for CN aspects	Rel-7	No	C1						
44	34031	Stage 3 for codec aspects	Rel-7	No	S4						
45	31067	All-IP Network (AIPN)	Rel-7	Yes	S1						
46	31059	All-IP Network Feasibility Study	Rel-7	No	S1						
47	31068	Stage1	Rel-7	Yes	S1						
48	32073	Enhancement of E2E QoS	Rel-7	No	S2						
49	32074	System enhancements for fixed broadband access to IMS	Rel-7	No	S2						
50	32075	Stage 2	Rel-7	No	S2						

























ID	Jnique_IC	Name	Release	Early	Resource Names	Qtr 1, 2005			Qtr 3, 2005		
						Jan	Mar	May	Jul	Sep	Nov
51	11050	Protocol impact from providing IMS services via fixed broadband	Rel-7	No	C1						
52	32005	IMS Local services (CN WID needed)	Rel-7	No	S2						
53	32019	<i>Deleted - Stage 2 (SA2 propose delete this)</i>	Rel-7	No	S2						
54	11035	Stage 3 for IMS Local services	Rel-7	No	C1						
55	14012	Mp (MRFC - MRFP) interface - CN4 Part (check supporting compa	Rel-7	No	C4						
56	11052	IMS Stage 3 IETF Protocol alignment	Rel-7	No	C1						
57	20028	Rel-7 Improvements of the Radio Interface	Rel-7	No	RP						
58	20021	UMTS 2.6 GHz	Rel-7	No	R4						
59	20025	UMTS 2.6 GHz TDD	Rel-7	No	R4						
60	20027	UMTS 900 MHz	Rel-7	No	R4						
61	20024	UE Antenna Performance Evaluation Method and Requirements	Rel-7	No	R4						
62	20032	Improved support of IMS Realtime Services using HSDPA/HSUPA	Rel-7	No	R2						
63	20014	7.68Mcps TDD option	Rel-7	No	RP						
64	20015	Stage 2 for VHCRTDD	Rel-7	No	R1						
65	20016	Physical Layer for VHCRTDD	Rel-7	No	R1						
66	20017	Layer 2 and layer 3 protocol aspects for VHCRTDD	Rel-7	No	R2						
67	20018	UTRAN Iub/Iur Protocol Aspects for VHCRTDD	Rel-7	No	R3						
68	20019	RF, Performance Req and Conf. Testing for VHCRTDD	Rel-7	No	R4						
69	20029	Rel-7 RAN improvements	Rel-7	No	RP						
70	20026	Optimisation of channelisation code utilisation for 1.28 Mcps TDI	Rel-7	No	R1						
71	20031	CS and PS Call Setup Delay Improvement	Rel-7	No	R2						
72	20033	UE Performance Requirements for MBMS (TDD)	Rel-7	No	R4						
73	20034	FS on Perf Eval of the UE behaviour with speeds up to 350 kmph	Rel-7	No	R4						
74	20035	3.84 Mcps TDD Enhanced Uplink	Rel-7	No	RP						
75	20036	Stage 2 for EDCHTDD	Rel-7	No	R2						

ID	Jnique_IL	Name	Release	Early	Resource Names	Qtr 1, 2005			Qtr 3, 2005		
						Jan	Mar	May	Jul	Sep	Nov
76	20037	Physical Layer for EDCHTDD	Rel-7	No	R1						
77	20038	Layer 2 and 3 Protocol Aspects for EDCHTDD	Rel-7	No	R2						
78	20039	UTRAN Iub/Iur Protocol Aspects for EDCHTDD	Rel-7	No	R3						
79	20040	RF, Performance Req and Conf. Testing for EDCHTDD	Rel-7	No	R4						
80	32081	Support of SMS and MMS over generic 3GPP IP access	Rel-7	No	S2						
81	32082	Evolution of Policy Control and Charging	Rel-7	No	S2						
82	31051	Advanced Global Navigation Satellite System (A-GNSS) conce	Rel-7	No	S1						
83	50548	Support for GNSS in GERAN	Rel-7	No	GP						
84	50551	Towards A-GNSS Concept	Rel-7	No	S1						
85	34030	Video Codec Performance Requirements	Rel-7	No	S4						
86	13023	DIAMETER on the GGSN Gi interface	Rel-7	No	C3						
87	31065	CAMEL Trunk Triggers	Rel-7	No	S1						
88	31066	Stage 1 for CAMEL Trunk Triggers	Rel-7	No	S1						
89	14017	CAMEL Trunk Originated Trigger Detection Points	Rel-7	No	C4						
90	50118	MS Antenna Performance Evaluation Method and Requiremen	Rel-7	No	G1						
91	50119	Lower 700 MHz Inclusion in the GERAN Specifications	Rel-7	No	GP						
92	32085	3GPP System Architecture Evolution	Rel-7	No	S2						
93	32086	Stage 2 description of Interim conclusion	Rel-7	No	S2						
94	32087	Stage 2 Feasibility study on 3GPP architectural development	Rel-7	No	S2						
95	11045	Enhancements of VGCS for public authority officials	Rel-7	No	C1						
96	31061	Stage 1	Rel-7	No	S1						
97	52076	GERAN2 aspects	Rel-7	No	G2						
98	11053	Improvements of VGCS for parallel use of services	Rel-7	No	C1						
99	31049	<i>Deleted - Enhancements of VGCS</i>	Rel-7	No	S1						
100	31069	<i>Deleted- Stage 1</i>	Rel-7	No	S1						

ID	Jnique_IL	Name	Release	Early	Resource Names	Qtr 1, 2005			Qtr 3, 2005		
						Jan	Mar	May	Jul	Sep	Nov
101	31070	Service Requirements for VGCS improvements	Rel-7	No	S1						
102	32090	Stage 2 modifications for VGCS improvements	Rel-7	No	S2						
103	31071	Rel-7 OSA Service broker	Rel-7	No	S1						
104	31072	Service Requirements for Service Broker	Rel-7	No	S1						
105	43011	Stage 2 modifications for Service Broker	Rel-7	No	CT5						
106	34032	Dynamic and interactive multimedia scenes	Rel-7	No	S4						
107	34033	Performance Characterization of VoIMS over HSDPA/EUL cha	Rel-7	No	S4						
108	33022	Liberty Alliance and 3GPP Security Interworking	Rel-7	No	S3						
109	31054	FS on IMS with real time services deployment	Rel-7	No	S1						
110	31055	Feasibility Study on Combining CS calls and IMS sessions	Rel-7	No	S1						
111	32076	TR on Stage 2 (IMS services using CS bearers)	Rel-7	No	S2						
112	32083	Deleted - TS on Stage 2 (IMS services using CS bearers)	Rel-7	No	S2						
113	50552	FS of enhanced support of Video Telephony	Rel-7	No	GP						
114	20023	FS on Evolved UTRA and UTRAN	Rel-7	No	RP						
115	31075	Study on Videotelephony teleservice	Rel-7	No	S1						
116	31076	Study on Videotelephony service requirements	Rel-7	No	S1						
117	31073	Study of Network Selection Principles	Rel-7	No	S1						
118	31074	Review of Network Selection Principles	Rel-7	No	S1						
119	31050	Behaviour of Multi system UEs	Rel-7	No	S1						
120	31062	WLAN-UMTS Interworking Phase 2	Rel-7	No	S1						
121	31057	Stage 1 on Session Continuity	Rel-7	No	S1						
122	13022	DIAMETER on the PDG Wi interface	Rel-7	No	C3						
123	32092	Enhancements to support QoS provisioning over 3GPP/WLAN In	Rel-7	No	S2						
124	35041	TBC: OAM&P Rel-7	Rel-7	No	S5						
125	35039	Trace Management Rel-7	Rel-7	No	S5						

ID	Jnique_IL	Name	Release	Early	Resource Names	Qtr 1, 2005			Qtr 3, 2005		
						Jan	Mar	May	Jul	Sep	Nov
126	35040	Trace Management for IMS	Rel-7	No	S5						
127	11046	SIP enhancements for trace	Rel-7	No	C1						
128	14018	TBC: Generic User Profile Phase 2	Rel-7	No	C4						
129	42003	Stage 3 - Common objects	Rel-7	No	C4						
130	32078	<i>Deleted - IMS Phase 3</i>	Rel-7	No	S2				08/06		
131	701216	<i>Deleted - Improvements of Radio Interface</i>	Rel-7	No	RP						
132	33023	Trust Requirements for Open Platforms in 3GPP	Rel-7	No	S3						
133	33024	Development of UEA2 and UIA2	Rel-7	No	S3						
134	33025	Access Security Enhancements	Rel-7	No	S3						
135	32091	Voice call continuity between CS and IMS (incl. I-WLAN)	Rel-7	No	S2						
136	50564	Support of Conversational Services in A/Gb mode via the PS	Rel-7	No	GP						
137	51137	Definition of radio resource management functionality	Rel-7	No	G1						
138	52138	Radio Channel Support	Rel-7	No	G2						
139	52139	Modifications to FLO	Rel-7	No	G2						
140	50565	Addition of new frequency band to GSM (T-GSM810)	Rel-7	No	GP						
141	50566	Changes to core specification	Rel-7	No	GP						
142	55092	Changes to MS testing specification	Rel-7	No	G3						
143	53082	Changes to BTS testing specification	Rel-7	No	G1						
144	50567	Handover of dedicated and shared resources while in dual tra	Rel-7	No	GP						
145	55093	MS conformance testing	Rel-7	No	G3						
146	53083	BTS conformance testing	Rel-7	No	G1						
147	50568	Future GERAN Evolution	Rel-7	No	GP						

Project: 3GPP_Release-2000
Date: Thu 02/06/05

Critical		Milestone		Rolled Up Baseline	
Critical Split		Summary Progress		Rolled Up Baseline Milestone	
Critical Progress		Summary		Rolled Up Milestone	
Task		Rolled Up Critical		External Tasks	
Split		Rolled Up Critical Split		Project Summary	
Task Progress		Rolled Up Critical Progress		External Milestone	
Baseline		Rolled Up Task		Deadline	
Baseline Split		Rolled Up Split			
Baseline Milestone		Rolled Up Task Progress	