

Source: FFG Chairman
Title: Financial Report for year 2003
Agenda item: 6.2

Document for:

Decision	
Discussion	
Information	X

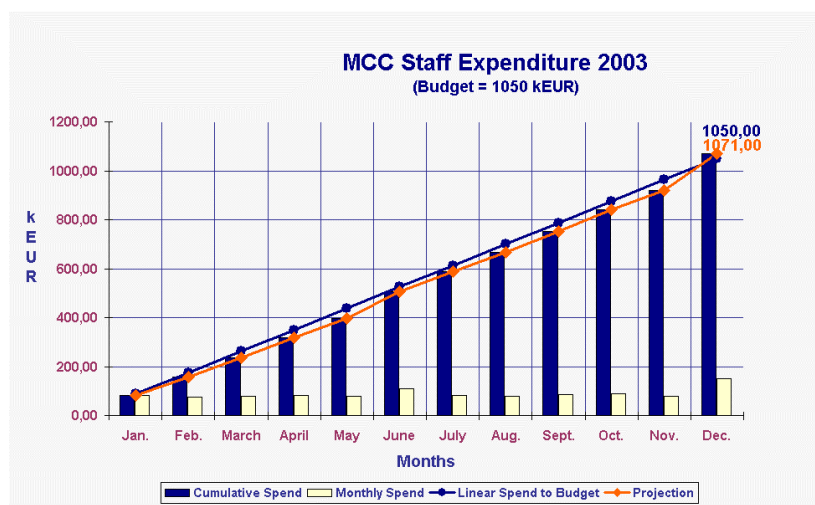
This report provides detailed information on MCC income and expenditure for year 2003 and is based on figures available at 06 February 2004.

Table of Contents

1	Year 2003 MCC Expenditure.....	3
	1.1 MCC Staff Expenditure (Officers and Assistants).....	3
	1.1.1 Additional Staff	3
	1.2 MCC Contracted Support Experts Expenditure	4
	1.2.1 MCC Contracted Support Experts Expenditure including non remunerated experts.....	4
	1.2.2 MCC Contracted Support Experts Expenditure excluding non remunerated experts.....	5
	1.2.3 MCC Contracted Experts Expenditure Detailed Breakdown by Activity	6
	1.3 MCC Travel and Subsistence	11
2	Year 2003 Expenditure for 3GPP Task Forces	11
	2.1 MCC Task Force 160 - 3GPP ATs and PIXIT for UE R99	11
3	MCC Subcontracts	12
	3.1 S23 - AMR Narrow-Band and the AMR Wide-Band packed switched conversation test ..	12
	3.2 S21 - Default Codec Evaluation for Speech Enabled Services.....	13
	3.3 S24 - Audio Codec and Low Rate & High Rate Characterization	13
	3.4 S26 - PS Conversational Testing.....	14
4	Contingency.....	15
5	Year 2003 Partner Contributions	15
	5.1 Breakdown of Partner Contributions expected for 2003	15
	5.1.1 ARIB (21 Members in SA, CN RAN and T, and 0 Members in GERAN)	15
	5.1.2 CWTS (10 Members in SA, CN RAN and T, and 0 Members in GERAN).....	15
	5.1.3 ETSI (362 Members in SA, CN RAN and T, and 57 Members in GERAN).....	15
	5.1.4 T1 (17 Members in SA, CN RAN and T, and 9 Members in GERAN).....	16
	5.1.5 TTA (10 Members in SA, CN RAN and T, and 0 Members in GERAN).....	16
	5.1.6 TTC (11 Members in SA, CN RAN and T, and 0 Members in GERAN).....	16
	5.1.7 Total income expected from Partners	16
	5.2 Invoices and credit notes issued in 2003	17
	5.3 Payments received in year 2003 from 3GPP Partners	18

1 Year 2003 MCC Expenditure

1.1 MCC Staff Expenditure (Officers and Assistants)



The chart given above shows the year 2003 expenditure for MCC staff (i.e. the permanently employed ETSI Secretariat Staff employed within the Mobile Competence Centre). The staff complement has not changed throughout 2003 and remains as 4 Support Officers, 5 Assistants, and one Department Head as follows:

David BOSWARTHICK, John MEREDITH, Maurice POPE, Adrian ZOICAS, Marlène FORINA, Karen HUGHES, Susanna KOOISTRA, Florence RAVOIRE, Emmanuelle WURFFEL, Adrian SCRASE

The MCC expenditure for the year was **1071 kEUR** (including 80 kEUR for non-3GPP related activities) against a budget allocation of **1050 kEUR**.

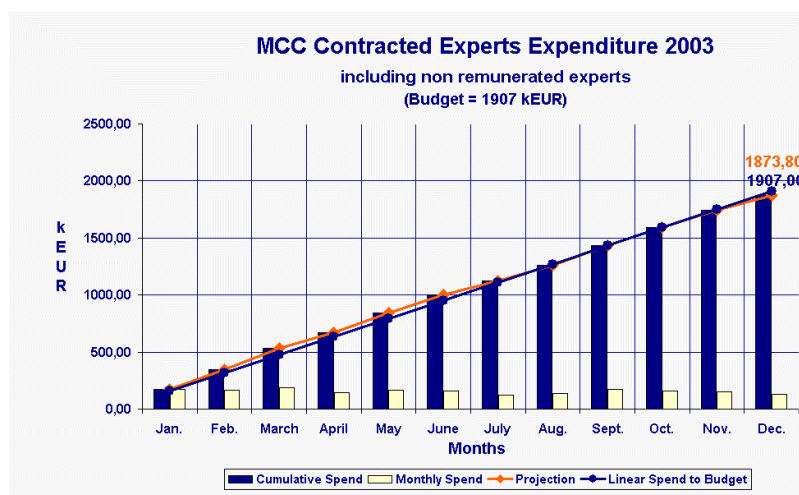
1.1.1 Additional Staff

An additional budget line had been included in the 2003 budget entitled "Additional Staff" to represent the full time employment of Shicheng Hu for the management of TTCN development within MCC. (Shicheng Hu is part of another ETSI Secretariat Department but currently works full time on MCC matters). MCC expenditure for the year was **150 kEUR** against a budget allocation of **150 kEUR**.

1.2 MCC Contracted Support Experts Expenditure

1.2.1 MCC Contracted Support Experts Expenditure including non remunerated experts

MCC	Jan.	Feb.	March	April	May	June	July	August	Sept.	Oct.	Nov.	Dec.	Total days	Total kEUR
C. Arzeler	23,00	20,00	23,50	12,00	18,50	17,00	0,00	16,00	20,50	13,50	21,50	21,00	206,50	
M. Clayton	21,00	21,50	20,00	20,50	11,00	23,50	19,50	17,00	16,50	21,00	14,50	11,50	217,50	
C. Dietze	18,00	20,00	18,00	8,50	20,00	18,00	20,00	15,00	19,00	10,00	14,00	11,00	191,50	
C. Gutierrez	14,00	14,50	21,00	17,00	19,00	21,00	18,00	10,00	19,00	18,50	18,50	15,00	203,50	
P.J. Jorgensen	16,00	16,00	22,00	6,00	18,00	5,00	19,00	18,00	19,00	25,00	21,00	17,00	202,00	
A. Jurisic	18,00	22,00	20,00	15,50	21,00	21,00	19,00	17,00	21,00	21,50	18,00	13,00	227,00	
J. Krause	15,00	20,00	25,00	11,00	20,00	12,00	9,00	13,00	25,00	17,00	21,00	21,00	209,00	
K. Kymalainen	21,00	16,00	20,00	16,00	21,00	11,00	21,00	24,00	26,00	25,00	12,00	17,00	230,00	
F. Rodermund	22,00	15,00	20,00	8,00	14,50	16,00	6,50	13,00	19,50	12,50	15,50	18,00	180,50	
L. Salmeron	20,00	23,00	21,00	20,50	20,00	20,00	0,00	0,00	0,00	0,00	0,00	0,00	124,50	
T. Sasaki	22,00	15,00	19,00	17,00	22,00	16,00	12,00	20,00	20,00	13,00	20,00	15,00	211,00	
A. Soltan	19,50	18,00	22,00	19,00	19,00	22,00	21,00	16,50	24,50	21,50	18,50	17,00	238,50	
G. Thomasen	21,00	18,00	21,00	22,00	21,00	21,00	16,00	15,00	18,00	17,00	22,00	11,00	223,00	
P. Usai	20,00	20,00	21,00	20,00	19,00	21,00	13,00	17,00	22,00	23,00	19,00	15,00	230,00	
S. Yoon	22,00	20,00	21,00	22,00	18,00	18,00	14,00	18,00	21,00	21,50	18,00	15,00	228,50	
Total	292,50	279,00	314,50	235,00	262,00	262,50	206,00	229,50	291,00	260,00	253,50	217,50	3123,00	1873,80



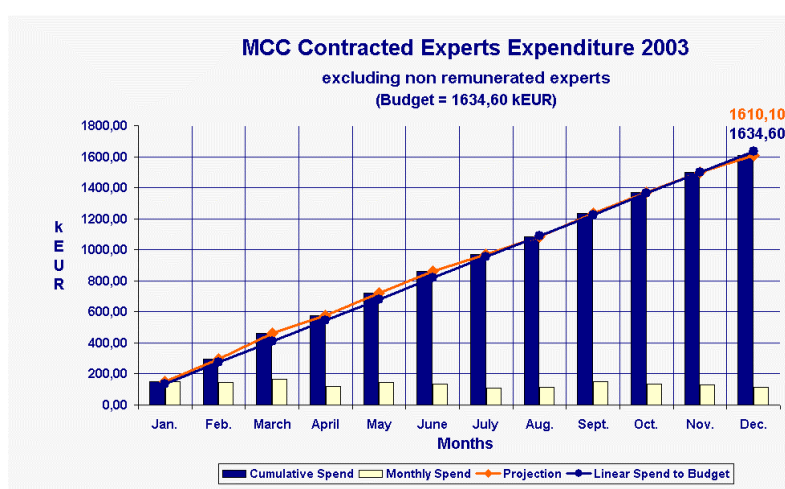
This chart includes the equivalent monetary value of the experts provided by ARIB and TTA

This chart shows the year 2003 expenditure for all Contractors employed within MCC, including the non remunerated experts provided by ARIB and TTA.

The MCC expenditure for the year was **1873,80 kEUR** against a budget allocation of **1907 kEUR**.

1.2.2 MCC Contracted Support Experts Expenditure excluding non remunerated experts

MCC	Jan.	Feb.	March	April	May	June	July	August	Sept.	Oct.	Nov.	Dec.	Total days	Total kEUR
C. Arzeler	23,00	20,00	23,50	12,00	18,50	17,00	0,00	16,00	20,50	13,50	21,50	21,00	206,50	
M. Clayton	21,00	21,50	20,00	20,50	11,00	23,50	19,50	17,00	16,50	21,00	14,50	11,50	217,50	
C. Dietze	18,00	20,00	18,00	8,50	20,00	18,00	20,00	15,00	19,00	10,00	14,00	11,00	191,50	
C. Gutierrez	14,00	14,50	21,00	17,00	19,00	21,00	16,00	10,00	19,00	18,50	18,50	15,00	203,50	
P.J. Jorgensen	16,00	16,00	22,00	6,00	18,00	5,00	19,00	18,00	19,00	25,00	21,00	17,00	202,00	
A. Jurisic	18,00	22,00	20,00	15,50	21,00	21,00	19,00	17,00	21,00	21,50	18,00	13,00	227,00	
J. Krause	15,00	20,00	25,00	11,00	20,00	12,00	9,00	13,00	25,00	17,00	21,00	21,00	209,00	
K. Kymalainen	21,00	16,00	20,00	16,00	21,00	11,00	21,00	24,00	26,00	25,00	12,00	17,00	230,00	
F. Rodermund	22,00	15,00	20,00	8,00	14,50	16,00	6,50	13,00	19,50	12,50	15,50	18,00	180,50	
L. Salmeron	20,00	23,00	21,00	20,50	20,00	20,00	0,00	0,00	0,00	0,00	0,00	0,00	124,50	
A. Sultan	19,50	18,00	22,00	19,00	19,00	22,00	21,00	16,50	24,50	21,50	18,50	17,00	238,50	
G. Thomasen	21,00	18,00	21,00	22,00	21,00	21,00	16,00	15,00	18,00	17,00	22,00	11,00	223,00	
P. Usai	20,00	20,00	21,00	20,00	19,00	21,00	13,00	17,00	22,00	23,00	19,00	15,00	230,00	
Total	248,50	244,00	274,50	196,00	242,00	228,50	180,00	191,50	250,00	225,50	215,50	187,50	2683,50	1610,10



This chart excludes the equivalent monetary value of the experts provided by ARIB and TTA

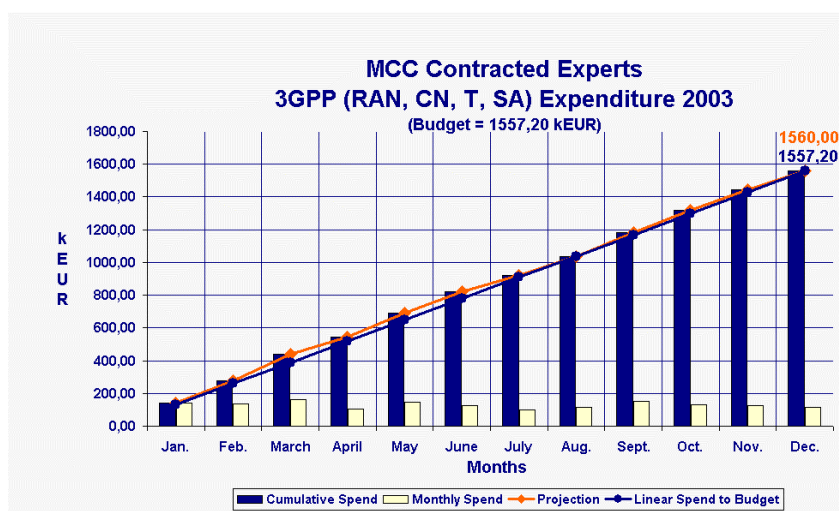
The chart above shows the accumulated expenditure for MCC Contractors but excludes the value of the non-remunerated experts provided by ARIB and TTA.

The MCC expenditure for the year was **1610,10 kEUR** against a budget allocation of **1634,60 kEUR**.

1.2.3 MCC Contracted Experts Expenditure Detailed Breakdown by Activity

1.2.3.1 3GPP (RAN, CN, T, SA)

MCC	Jan.	Feb.	March	April	May	June	July	August	Sept.	Oct.	Nov.	Dec.	Total days	Total kEUR
C. Arzeller	23,00	20,00	23,50	12,00	18,50	17,00	0,00	16,00	20,50	13,50	21,50	21,00	206,50	
M. Clayton	10,00	9,50	20,00	20,50	11,00	12,50	16,50	7,50	13,50	21,00	4,00	11,50	157,50	
C. Dietze	5,00	16,00	12,00	3,00	12,00	13,00	12,00	9,00	10,00	5,00	14,00	6,00	117,00	
C. Gutierrez	14,00	14,00	21,00	14,00	19,00	17,00	13,00	10,00	19,00	13,00	18,50	15,00	187,50	
P.J. Jorgensen	16,00	16,00	22,00	6,00	18,00	5,00	19,00	18,00	19,00	25,00	21,00	17,00	202,00	
A. Jurisic	18,00	22,00	20,00	15,50	21,00	21,00	19,00	17,00	21,00	21,50	18,00	13,00	227,00	
J. Krause	15,00	20,00	25,00	11,00	20,00	12,00	9,00	13,00	25,00	17,00	21,00	21,00	209,00	
K. Kymalainen	21,00	16,00	20,00	16,00	21,00	11,00	21,00	24,00	26,00	25,00	12,00	17,00	230,00	
F. Rodermund	22,00	15,00	20,00	8,00	14,50	16,00	6,50	13,00	19,50	12,50	15,50	18,00	180,50	
L. Salmeron	17,50	12,50	18,00	2,00	20,00	20,00	0,00	0,00	0,00	0,00	0,00	0,00	90,00	
T. Sasaki	22,00	15,00	19,00	17,00	22,00	16,00	12,00	20,00	20,00	13,00	20,00	15,00	211,00	
A. Sultan	19,50	18,00	22,00	19,00	19,00	22,00	21,00	16,50	24,50	21,50	18,50	17,00	238,50	
P. Usai	10,00	10,00	11,00	10,00	10,00	11,00	6,00	8,00	11,00	11,00	9,00	8,00	115,00	
S. Yoon	22,00	20,00	21,00	22,00	18,00	18,00	14,00	18,00	21,00	21,50	18,00	15,00	228,50	
Total	235,00	224,00	274,50	176,00	244,00	211,50	169,00	190,00	258,00	220,50	211,00	194,50	2600,00	1560,00

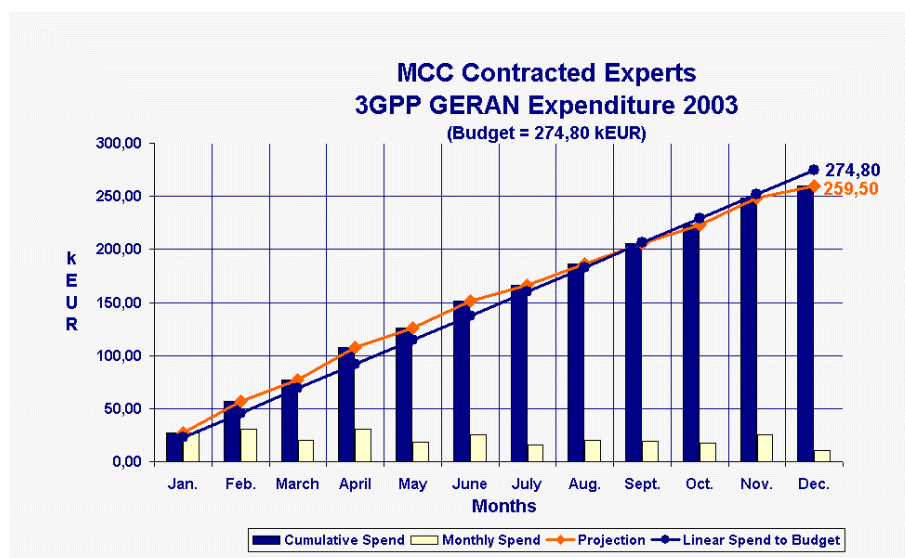


This chart shows the use of Contractor resources for the support of 3GPP TSGs SA, CN, RAN and T, but excluding those Contractor resources used for the support of TSG GERAN.

The MCC expenditure for the year was **1560 kEUR** against a budget allocation of **1557,20 kEUR**.

1.2.3.2 3GPP (GERAN)

GERAN	Jan.	Feb.	March	April	May	June	July	August	Sept.	Oct.	Nov.	Dec.	Total days	Total kEUR
MCC														
C. Arzeller														
M. Clayton	11,00	12,00	0,00	0,00	0,00	11,00	3,00	9,50	3,00	0,00	10,50	0,00	60,00	
C. Dietze														
C. Gufierrez														
P.J. Jorgensen														
A. Jurisic														
J. Krause														
K. Kymalainen														
F. Rodermund														
L. Salmeron	2,50	10,50	3,00	18,50	0,00	0,00	0,00	0,00	0,00	0,00	0,00	0,00	34,50	
T. Sasaki														
A. Sultan														
G. Thomasen	21,00	18,00	21,00	22,00	21,00	21,00	16,00	15,00	18,00	17,00	22,00	11,00	223,00	
P. Usai	10,00	10,00	10,00	10,00	9,00	10,00	7,00	9,00	11,00	12,00	10,00	7,00	115,00	
S. Yoon														
Total	44,50	50,50	34,00	50,50	30,00	42,00	26,00	33,50	32,00	29,00	42,50	18,00	432,50	259,50



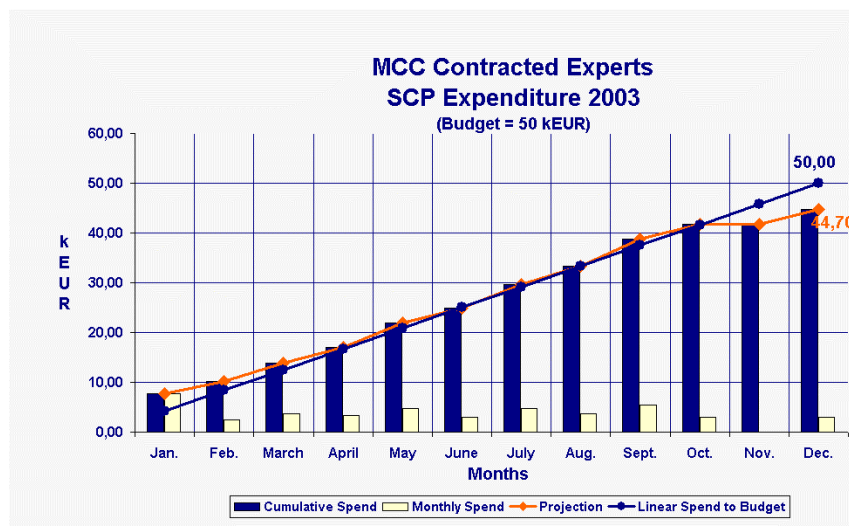
This chart shows the Contractor resources used for the support of TSG GERAN.

The MCC expenditure for the year was **259,50 kEUR** against a budget allocation of **274,80 kEUR**.

It should be noted that the cost of supporting TSG GERAN has shown a reducing trend throughout the year due to an internal restructuring exercise that led to a reduction in the number of working groups to be supported.

1.2.3.3 ETSI EP SCP

MCC	Jan.	Feb.	March	April	May	June	July	August	Sept.	Oct.	Nov.	Dec.	Total days	Total kEUR
C. Arzeller														
M. Clayton														
C. Dietze	13,00	4,00	6,00	5,50	8,00	5,00	8,00	6,00	9,00	5,00	0,00	5,00	74,50	
C. Gutierrez														
P.J. Jorgensen														
A. Jurisic														
J. Krause														
K. Kymalainen														
F. Rodermund														
L. Salmeron														
T. Sasaki														
C. Taylor														
G. Thomasen														
P. Usai														
S. Yoon														
Total	13,00	4,00	6,00	5,50	8,00	5,00	8,00	6,00	9,00	5,00	0,00	5,00	74,50	44,70



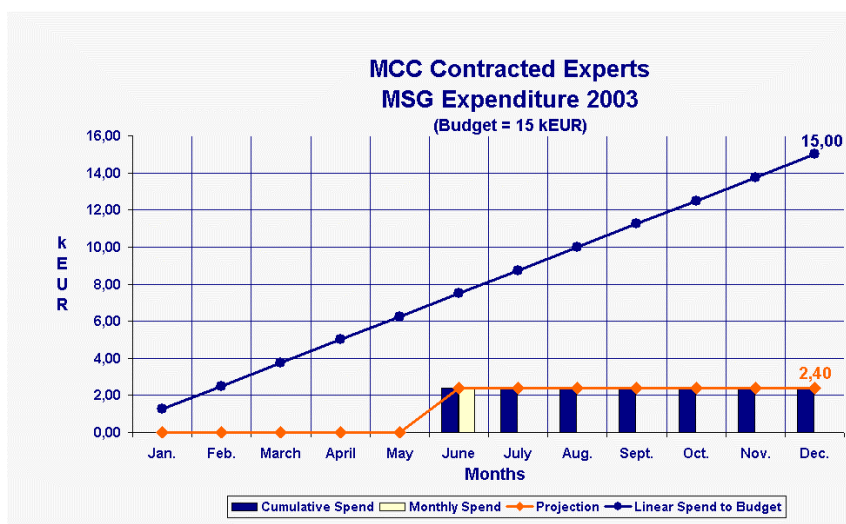
This chart shows the resources used for the support of ETSI SCP (Smart Card Platform).

It should be noted that this activity is currently 100% funded by ETSI.

The MCC expenditure for the year was **44,70 kEUR** against a budget allocation of **50 kEUR**.

1.2.3.4 ETSI TC MSG

MCC	Jan.	Feb.	March	April	May	June	July	August	Sept.	Oct.	Nov.	Dec.	Total days	Total kEUR
C. Arzeller														
M. Clayton														
C. Dietze														
C. Gutierrez	0,00	0,00	0,00	0,00	0,00	4,00	0,00	0,00	0,00	0,00	0,00	0,00	4,00	
P.J. Jorgensen														
A. Jurisic														
J. Krause														
K. Kymalainen														
F. Rodermund														
L. Salmeron														
T. Sasaki														
A. Sultan														
G. Thomasen														
P. Usai														
S. Yoon														
Total	0,00	0,00	0,00	0,00	0,00	4,00	0,00	0,00	0,00	0,00	0,00	0,00	4,00	2,40



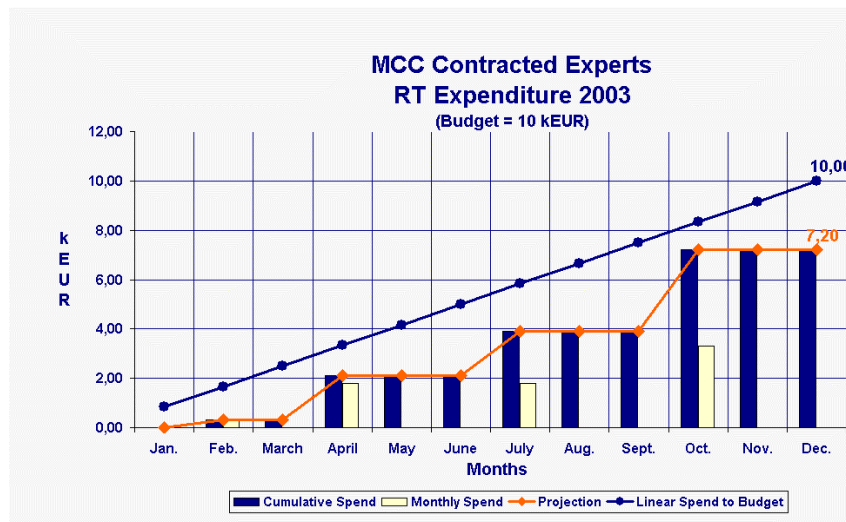
This chart shows the resources used for the support of the ETSI MSG (Mobile Standards Group) activity.

It should be noted that this activity is currently 100% funded by ETSI.

The MCC expenditure for the year was **2,40 kEUR** against a budget allocation of **15 kEUR**.

1.2.3.5 ETSI RT

MCC	Jan.	Feb.	March	April	May	June	July	August	Sept.	Oct.	Nov.	Dec.	Total days	Total kEUR
C. Arzeller														
M. Clayton														
C. Dietze														
C. Gutierrez	0,00	0,50	0,00	3,00	0,00	0,00	3,00	0,00	0,00	5,50	0,00	0,00	12,00	
P.J. Jorgensen														
A. Jurisic														
J. Krause														
K. Kymalainen														
F. Rodermund														
L. Salmeron														
T. Sasaki														
A. Sultan														
G. Thomasen														
P. Usal														
S. Yoon														
Total	0,00	0,50	0,00	3,00	0,00	0,00	3,00	0,00	0,00	5,50	0,00	0,00	12,00	7,20

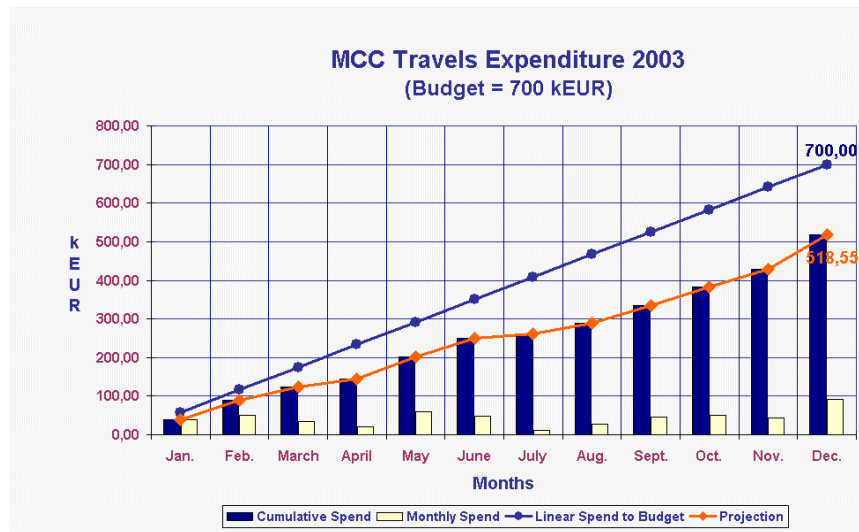


This chart shows the resources used for the support of the ETSI RT (Railway Telecommunications) activity.

It should be noted that this activity is currently 100% funded by ETSI.

The MCC expenditure for the year was **7,20 kEUR** against a budget allocation of **10 kEUR**.

1.3 MCC Travel and Subsistence



A concerted effort has been made to reduce travel and subsistence costs and this is reflected in the year end results. However, it should be noted that in 2003 there have been many more meetings in Europe than in previous years and that this leads to obvious cost savings for MCC. Additional savings have been possible with the increased use of budget airlines.

The MCC expenditure for the year was **518,55 kEUR** against a budget allocation of **700 kEUR**.

It should be noted that this budget line (700 kEUR) includes a 20 kEUR provision for non-3GPP related travel, whilst the expenditure shown here (518,55 kEUR) is exclusively for 3GPP related travel.

2 Year 2003 Expenditure for 3GPP Task Forces

2.1 MCC Task Force 160 - 3GPP ATs and PIXIT for UE R99

The 2003 budget for this activity comprised of three parts :

- 309 000 EUR – carried forward from 2002.
- 445 000 EUR – 2003 allocation
- 13 000 EUR – Voluntary contribution from Qualcomm (1 mm)

Total 2003 budget therefore = **767 000 EUR**.

Total of resources used:

The table given below shows the total value of the resources used for the development of TTCN tests for 3GPP in year 2003. Unlike previous years, there have been no voluntary human resources provided.

MCC	Jan.	Feb.	March	April	May	June	July	August	Sept.	Oct.	Nov.	Dec.	Total days	Total kEUR
O. Bergenbruen	0,00	8,00	10,00	4,00	5,00	4,00	0,00	0,00	5,00	2,00	5,00	1,00	44,00	
D.D Fulzele	26,00	19,00	20,00	10,00	0,00	4,00	8,00	5,00		10,00	4,00	3,00	109,00	
O. Genoud	0,00	0,00	0,00	0,00	0,00	0,00	0,00	8,50	21,00	21,00	18,00	14,00	82,50	
Nemirajaiah	7,50	5,00	4,00	7,00	0,00	0,00	0,00	0,00	0,00	0,00	0,00	0,00	23,50	
P. Paril	0,00	0,00	0,00	0,00	0,00	0,00	0,00	0,00	0,00	0,00	5,00	2,50	7,50	
S.R Rapolu	13,00	0,00	0,00	0,00	0,00	0,00	0,00	0,00	0,00	0,00	0,00	0,00	13,00	
M. Abdul	22,00	6,50	16,00	19,00	22,00	21,00	19,00	19,00	21,00	23,00	18,00	15,00	221,50	
J.K Saha	0,00	0,00	0,00	0,00	0,00	0,00	0,00	20,00	22,00	23,00	14,00	16,00	95,00	
I. Sigovich	5,00	12,50	19,50	18,00	18,50	19,00	19,50	8,50	10,50	21,00	16,00	8,50	176,50	
J. Stolle	9,00	6,00	9,00	15,00	17,00	17,00	18,00	9,00	8,00	20,00	13,00	9,00	150,00	
T. Wacker	0,00	0,00	0,00	0,00	0,00	0,00	0,00	6,00	15,00	17,00	13,00	12,00	63,00	
N. Wang	16,00	0,00	0,00	0,00	0,00	0,00	4,50	6,00	12,00	27,50	25,50	22,50	114,00	
E. Weber	0,00	1,00	2,00	5,00	2,00	4,00	4,00	10,00	2,00	12,00	12,00	11,00	65,00	
Total	98,50	58,00	80,50	78,00	64,50	69,00	73,00	92,00	116,50	176,50	143,50	114,50	1164,50	698,70

The MCC expenditure for the year was **698,70 kEUR** against a budget allocation of **767 kEUR**.

3 MCC Subcontracts

3.1 S23 - AMR Narrow-Band and the AMR Wide-Band packed switched conversation test

The PCG/OP agreed the funding of a new task for the "Performance Characterisation of default Codecs for Packet Switched conversational multimedia applications and allocated **160 kEUR** from the 2002 contingency.

To this has been added the **34 kEUR** of voluntary funding carried forward from a previous codec selection task. Authority for this transfer of funds has been received from the relevant companies who provided the funds

This gives a total 2003 budget allocation of **194 kEUR**.

The project started on 15 September 2003.

The table below shows the names of the laboratories that have been contracted to perform the tests, and the amounts that have already been paid. One invoice is still outstanding after which the funds will have been used in their entirety. (Note: the work has already been completed).

Company's name	Contract No.	Contact Person	Amount contracted (EUR)	Amount paid
ARCON Corporation, USA as Subjective Testing Laboratory	S23/01	Mr. James E. Brunelle	40 000 EUR	40 000 EUR (17/12/03)
France Télécom R&D, France as Subjective Testing Laboratory	S23/02	Mr. Jacques Guichard	40 000 EUR	No invoice as of 2 February 2004
NTT AT Corporation, Japan as Subjective Testing Laboratory	S23/03	Mr. Yazuhiko Yamamori	40 000 EUR	40 000 EUR (07/01/04)
France Télécom R&D, France as HOST Laboratory	S23/03	Mr. Jacques Guichard	40 000 EUR	40 000 EUR (19/12/03)
Total:			160 000 EUR	120 000 EUR

3.2 S21 - Default Codec Evaluation for Speech Enabled Services

This is a subcontracted task that has been voluntarily funded by the following companies:

- Alcatel SEL, Germany 2200 EUR
- Ericsson, Sweden 2200 EUR
- France Télécom, France 2200 EUR
- Motorola, UK 2200 EUR
- Nokia, Finland 2200 EUR

The total value of the subcontract is therefore **11 kEUR**.

The Evaluation Laboratories that have been subcontracted are as follows:

Company's name	Contract No.	Contact Person	Amount contracted	Amount paid
SpeechWorks International Inc, succeeded by ScanSoft Inc. both located in USA.	S21/01	Mr. Johan Schalkwyk	3 250 EUR	No invoice as of 2 February 2004
IBM, USA	S21/02	Mr. Alexander Sorin	7 750 EUR	7 904,61 EUR
Total:			11 000 EUR	7 904,61

3.3 S24 - Audio Codec and Low Rate & High Rate Characterization

A total of 487 500 EUR has been provided by the following companies:

Company's name	Coordinates	Amount invoiced
Coding Germany	Mr. Oliver Kunz Coding Technologies Germany	265 624, 50 EUR
Ericsson AB (EAB) Sweden	Mr. Jonas Sundborg Ericsson AB Sweden	53 333,40 EUR
NEC Europe United Kingdom	Mr. Mark Lewis NEC Europe Limited United Kingdom	78 542 EUR
Nokia Research Finland	Mr. Jari Hagqvist Nokia Research Center Finland	53 333,40 EUR
Panasonic Japan	Mr. Takeshi Norimatsu Matsushita Electric Industrial Japan	10 000 EUR
University of Canada	Prof Roch Lefebvre, Ph. D. University of Sherbrooke Canada	26 666,70 EUR
Total:		487 500 EUR

From the 487 500 EUR, **402 000 EUR** has been allocated to the Audio Codec exercise and **85 500 EUR** to the Low Rate and High Rate Characterization phase.

The following contracts have been established to complete the Audio Codec exercise:

Company's name	Coordinates	Amount contracted	Amount paid
Audio Research Labs S24/01 + S24/12	Mr. Schuyler Quackenbush Audio Research Labs USA	15 000 EUR (Mirror Host) 15 000 EUR (Global Analysis)	No invoice as of 2 February 2004
Coding Technologies S24/02	Mr. Oliver Kunz Coding Technologies Germany	36 000 EUR (Listening Lab)	No invoice as of 2 February 2004
Dynastat S24/05	Mr. Ira Panzer Dynastat USA	45 000 EUR (Listening Lab)	No invoice as of 2 February 2004
Ericsson AB S24/04	Mr. Hans Hermansson Ericsson AB Sweden	45 000 EUR (Listening Lab)	No invoice as of 2 February 2004
France Télécom S24/06 + S24/10	Ms. Catherine Quinquis France Télécom R & D France	45 000 EUR (Listening Lab) 10 000 EUR (Material Selection Entity)	No invoice as of 2 February 2004
Fraunhofer FhG S24/07	Dr Helmut Schubert Fraunhofer Patent Center Germany	36 000 EUR (Listening Lab)	No invoice as of 2 February 2004
NokiaCorporation S24/03	Mr. Jari Hagqvist Nokia Corporation Finland	45 000 EUR (Listening Lab)	No invoice as of 2 February 2004
NTT-AT S24/08	Mr. Hiroshi Irii NTT-AT Corporation JP-180-0006 Tokyo	45 000 (Listening Lab)	No invoice as of 2 February 2004
T-Systems Nova Gmb S24/09 + S24/11	Mr. Ulf Wüstenhagen T-Systems Nova GmbH Germany	20 000 EUR (Host Lab) 45 000 EUR (Listening Lab)	No invoice as of 2 February 2004
	Total:	402 000 EUR	0

3.4 S26 - PS Conversational Testing

A subcontract was established for the AMR WB Characterisation Phase (S14/S15) from which there remained 34 kEUR of unused resource. The contributors have agreed that this unused resource may be used for Packet Switched Conversational Testing which has been given the code S26.

The work will be performed by the following companies :

Company's name	Amount contracted (EUR)
France Telecom (Host Laboratory and Subjective testing)	24 000
Dynastat (Global Analysis Laboratory)	10 000

4 Contingency

Contingency	Contingency Allocated
200 kEUR	4,38 kEUR (Hosting PCG#10/OP#9 – Ottawa)
Contingency remaining 195,62kEUR	

5 Year 2003 Partner Contributions

5.1 Breakdown of Partner Contributions expected for 2003

The following tables provide a breakdown of the contributions that were *expected* to be provided by the Organizational Partners for 3GPP funding in year 2003.

5.1.1 ARIB (21 Members in SA, CN RAN and T, and 0 Members in GERAN)

Budget category	Amount (k€)
Equal division of Support budget (RAN, T, SA, CN)	440,73
Proportional division of Support budget (RAN, T, SA, CN)	109,92
Equal division of Specific tasks budget (shared between ARIB and TTC)	55,63
Total	606,28
Deduction for provision of human resources	136,20
Amount due	470,08

5.1.2 CWTS (10 Members in SA, CN RAN and T, and 0 Members in GERAN)

Budget category	Amount (k€)
Single payment for 3GPP funding	300,00
Amount due	300,00

5.1.3 ETSI (362 Members in SA, CN RAN and T, and 57 Members in GERAN)

Budget category	Amount (k€)
Equal division of Support budget (RAN, T, SA, CN)	440,73
Proportional division of Support budget (RAN, T, SA, CN)	1894,82
Equal division of Support budget (GERAN)	207,68
Proportional division of Support budget (GERAN)	358,71
Equal division of Specific tasks budget	111,25
Amount due	3013,19

5.1.4 T1 (17 Members in SA, CN RAN and T, and 9 Members in GERAN)

Budget category	Amount (k€)
Equal division of Support budget (RAN, T, SA, CN)	440,73
Proportional division of Support budget (RAN, T, SA, CN)	88,98
Equal division of Support budget (GERAN)	207,68
Proportional division of Support budget (GERAN)	56,64
Equal division of Specific tasks budget	111,25
Amount due	905,28

5.1.5 TTA (10 Members in SA, CN RAN and T, and 0 Members in GERAN)

Budget category	Amount (k€)
Equal division of Support budget (RAN, T, SA, CN)	440,73
Proportional division of Support budget (RAN, T, SA, CN)	52,34
Equal division of Specific tasks budget	111,25
Total	604,32
Deduction for provision of human resources	136,2
Amount due	468,12

5.1.6 TTC (11 Members in SA, CN RAN and T, and 0 Members in GERAN)

Budget category	Amount (k€)
Equal division of Support budget (RAN, T, SA, CN)	440,73
Proportional division of Support budget (RAN, T, SA, CN)	57,58
Equal division of Specific tasks budget (shared between ARIB and TTC)	55,63
Amount due	553,93

5.1.7 Total income expected from Partners

Total Financial Payment expected from Partners = 5 710,60 kEUR

Value of voluntary resources expected from Partners = 272,40 kEUR

Total resources expected from Partners = 5 983,00 kEUR

5.2 Invoices and credit notes issued in 2003

The following credit notes and invoices were addressed to 3GPP Partners during 2003.

ARIB (Japan)		
CREDIT NOTE	dated 25/04/2003	25 800 EUR
INVOICE	dated 25/04/2003	470 080 EUR
AMOUNT DUE		444 280 EUR

CWTS (China)		
INVOICE	dated 25/04/2003	300 000 EUR
AMOUNT DUE		300 000 EUR

ETSI (France)		
CREDIT NOTE	dated 25/04/2003	186 500 EUR
INVOICE	dated 25/04/2003	3 013 190 EUR
AMOUNT DUE		2 826 690 EUR

T1 (USA)		
CREDIT NOTE	dated 25/04/2003	25 300 EUR
INVOICE	dated 25/04/2003	905 280 EUR
AMOUNT DUE		879 980 EUR

TTA (Korea)		
CREDIT NOTE	dated 25/04/2003	-1 600 EUR
INVOICE	dated 25/04/2003	468 120 EUR
AMOUNT DUE		469 720 EUR

TTC (Japan)		
CREDIT NOTE	dated 25/04/2003	19 200 EUR
INVOICE	dated 25/04/2003	553 940 EUR
AMOUNT DUE		534 740 EUR

TOTAL PAYMENTS DUE = **5 455 410 EUR**

5.3 Payments received in year 2003 from 3GPP Partners

The following payments have been **received** from 3GPP Organizational Partners during year 2003.

ARIB (Japan)			
Amount due	444 280	EUR	
• paid on	444 280	EUR	27.06.03

CWTS (China)			
Amount due	300 000	EUR	
• paid on	300 000	EUR	28.10.03

ETSI			
Amount due	2 826 690	EUR	
• paid on	2 826 690	EUR	25.04.03

T1 (USA)			
Amount due	879 980	EUR	
• paid on	565 000	EUR	07.07.03
• paid on	125 000	EUR	04.12.03

TTA (Korea)			
Amount due	469 720	EUR	
• paid on	469 720	EUR	10.09.03

TTC (Japan)			
Amount due	534 740	EUR	
• paid on	534 740	EUR	30.05.03

Total received from Organizational Partners:	5 265 430	at	31.12.03
Amount outstanding from Organizational Partners:	189 980	at	31.12.03