

---

**Source:** MBMS Security Rapporteur  
**Title:** Editorial Modifications to the MBMS TS  
**Document for:** Discussion and decision  
**Agenda Item:** MBMS

---

## 1 Introduction

This contribution proposes some editorial modifications of the MBMS TS. The reasons for the proposed changes are described below and the actual changes are given in the attached document (att\_S3-040324\_editorial\_CR). In addition to the below changes there are some minor editorial ones.

---

## 2 Proposed Changes

On the cover page, the GSM logo has been deleted.

On the page 1, UMTS, multimedia, broadcast and security are added as the keywords. The first three are copied from the stage 2.

In clause 3, some definitions, symbols and abbreviations that are used in 6.3a and 6.3b have been added.

It is proposed to move the requirements from clause 4 to an Annex. The intention of this change is to make the specification easier to read. The requirements are driving the solution that is being designed, but the requirements are not actually part of the solution that will be implemented. If it cannot be agreed to move the requirements, it is proposed to add a section heading to separate the security architecture from the requirements.

It is proposed to remove first line of text in the security requirements and the annex on threats, as the lines add no information and are hanging paragraphs (see clause 5.2.4 of TR 21.801).

---

## 3 Conclusion

This contribution proposes several editorial changes to the MBMS TS for acceptance by SA3.

# 3GPP TS 33.246 V1.1.1 (2004-04)

---

*Technical Specification*

**3rd Generation Partnership Project;  
Technical Specification Group Services and System Aspects;  
Security;  
Security of Multimedia Broadcast/Multicast Service  
(Release 6)**



The present document has been developed within the 3<sup>rd</sup> Generation Partnership Project (3GPP™) and may be further elaborated for the purposes of 3GPP.

The present document has not been subject to any approval process by the 3GPP Organizational Partners and shall not be implemented. This Specification is provided for future development work within 3GPP only. The Organizational Partners accept no liability for any use of this Specification. Specifications and reports for implementation of the 3GPP™ system should be obtained via the 3GPP Organizational Partners' Publications Offices.

---

*Select keywords from list provided in specs database.*

Keywords

UMTS, multimedia, broadcast, security~~<keyword[,  
keyword]>~~

**3GPP**

Postal address

---

3GPP support office address

---

650 Route des Lucioles - Sophia Antipolis  
Valbonne - FRANCE  
Tel.: +33 4 92 94 42 00 Fax: +33 4 93 65 47 16

Internet

---

<http://www.3gpp.org>

---

**Copyright Notification**

No part may be reproduced except as authorized by written permission.  
The copyright and the foregoing restriction extend to reproduction in all media.

© 2002, 3GPP Organizational Partners (ARIB, CWTS, ETSI, T1, TTA, TTC).  
All rights reserved.

# Contents

Foreword.....	4
Introduction .....	4
1 Scope .....	5
2 References .....	5
3 Definitions, symbols and abbreviations .....	5
3.1 Definitions.....	5
3.2 Symbols .....	6
3.3 Abbreviations.....	6
4 MBMS security architecture and requirements.....	6
4.1 Security requirements .....	6
4.1.1 Requirements on security service access.....	7
4.1.1.1 Requirements on secure service access .....	7
4.1.1.2 Requirements on secure service provision .....	7
4.1.2 Requirements on MBMS signaling protection .....	7
4.1.3 Requirements on Privacy.....	7
4.1.4 Requirements on MBMS Key Management .....	7
4.1.5 Requirements on integrity protection of MBMS multicast data.....	8
4.1.6 Requirements on confidentiality protection of MBMS multicast data .....	8
5 MBMS security functions .....	9
5.1 Authenticating and authorizing the user.....	9
5.2 Key management and distribution .....	9
5.3 Protection of the transmitted traffic .....	9
6 Security mechanisms.....	10
6.1 Authentication and authorisation of a user.....	10
6.2 Key update procedure .....	10
6.3a MTK generation and validation at the UE.....	11
6.3b MTK generation and validation at the UE.....	12
6.4 Protection of the transmitted traffic .....	13
<b>Annex A (informative): Trust model .....</b>	<b>14</b>
<b>Annex B (informative): Security threats .....</b>	<b>14</b>
B.1 Threats associated with attacks on the radio interface .....	14
B.1.1 Unauthorised access to multicast data.....	14
B.1.2 Threats to integrity .....	15
B.1.3 Denial of service attacks.....	15
B.1.4 Unauthorised access to MBMS services .....	15
B.1.5 Privacy violation .....	15
B.2 Threats associated with attacks on other parts of the system .....	15
B.2.1 Unauthorised access to data.....	15
B.2.2 Threats to integrity .....	15
B.2.3 Denial of service.....	16
<b>Annex &lt;X&gt; (informative): Change history.....</b>	<b>19</b>

---

## Foreword

This Technical Specification has been produced by the 3<sup>rd</sup> Generation Partnership Project (3GPP).

The contents of the present document are subject to continuing work within the TSG and may change following formal TSG approval. Should the TSG modify the contents of the present document, it will be re-released by the TSG with an identifying change of release date and an increase in version number as follows:

Version x.y.z

where:

- x the first digit:
  - 1 presented to TSG for information;
  - 2 presented to TSG for approval;
  - 3 or greater indicates TSG approved document under change control.
- y the second digit is incremented for all changes of substance, i.e. technical enhancements, corrections, updates, etc.
- z the third digit is incremented when editorial only changes have been incorporated in the document.

---

## Introduction

The security of MBMS provides different challenges compared to the security of services delivered over point-to-point services. In addition to the normal threat of eavesdropping, there is also the threat that it may not be assumed that valid subscribers have any interest in maintaining the privacy of the communications, and they may therefore conspire to circumvent the security solution (for example one subscriber may publish the decryption keys enabling non-subscribers to view broadcast content). Countering this threat requires the decryption keys to be updated frequently in a manner that may not be predicted by subscribers while making efficient use of the radio network.

---

## 1 Scope

The Technical Specification covers the security procedures of the Multimedia Broadcast/Multicast Service (MBMS) for 3GPP systems (UTRAN and GERAN). MBMS is a GPRS network bearer service over which many different applications could be carried. The actual method of protection may vary depending on the type of MBMS application.

---

## 2 References

The following documents contain provisions, which, through reference in this text, constitute provisions of the present document.

References are either specific (identified by date of publication, edition number, version number, etc.) or non-specific.

- For a specific reference, subsequent revisions do not apply.
- For a non-specific reference, the latest version applies. In the case of a reference to a 3GPP document (including a GSM document), a non-specific reference implicitly refers to the latest version of that document *in the same Release as the present document*.

- [1] 3GPP TR 21.905: "Vocabulary for 3GPP Specifications".
- [2] 3GPP TS 22.146: "Multimedia Broadcast/Multicast Service; Stage 1".
- [3] 3GPP TS 23.246: "Multimedia Broadcast/Multicast Service (MBMS); Architecture and Functional Description".
- [4] 3GPP TS 33.102: "3G Security; Security Architecture".
- [5] 3GPP TS 22.246 "MBMS User Services"

---

## 3 Definitions, symbols and abbreviations

~~Delete from the above heading those words which are not applicable.~~

~~Subclause numbering depends on applicability and should be renumbered accordingly.~~

### 3.1 Definitions

For the purposes of the present document, the terms and definitions given in 3GPP TR 21.905 [1] and the following apply.

**MFK** = MBMS traffic key Freshness Key: This key is derived from MSK and used to ensure that MTK is fresh.

**MGK** = MBMS traffic key Generation Key: is key is derived from MSK and used in the calculation of MTK.

**MSK** = MBMS Service Key: The MBMS Service key that is securely transferred (using the key MUK) from the BM-SC towards the UE. For MBMS streaming the MSK is not used directly to protect the MBMS data (see MTK).

*Editors Note: How the MSK is used for download is still under study.*

**MTK** = MBMS Traffic Key: A key that is obtained by the ME by calling a function fx (MSK, Key-deriv parameters). The key MTK is used to decrypt the received MBMS data on the ME.

*Editors Note on MSK and MTK: These definitions are subject to further modification as two alternative two-tiered keying systems are still under consideration a) the SK\_RAND model b) the key encryption model. For Case a) fx may be a PRF (hash function) while for case b) an encryption algorithm is needed. Key-deriv will be RAND for case a). For case b) Key-deriv will be a MTK encrypted with key derived from MSK.*

**MUK** = MBMS User Key: The MBMS user individual key that is used by the BM-SC to protect the point to point transfer of MSK's to the UE.

*Editors Note: The keys MSK and MUK may be stored within the UICC or the ME depending on the MBMS service. The function fx may be realized on the ME or the UICC*

## 3.2 Symbols

For the purposes of the present document, the following symbols apply:

<symbol>	<Explanation>
$E_f$	MFK generation function
$E_g$	MGK generation function
$E_m$	Keyed MAC function used to check the freshness of MTK
$E_t$	MTK generation function

## 3.3 Abbreviations

For the purposes of the present document, the following abbreviations apply:

MBMS	Multimedia Broadcast/Multicast Service
MGV-F	MTK Generation and Validation Function

# 4 MBMS security architecture ~~and requirements~~

## 4.1 ~~Security architecture~~

MBMS introduces the concept of a point-to-multipoint service into a 3G network. A requirement of a multicast service is to be able to securely transmit data to a given set of users. In order to achieve this, there needs to be a method of authentication, key distribution and data protection for a multicast service. The point-to-point services in a 3G network use the AKA protocol (see TS 33.102 [4]) to both authenticate a user and agree on keys to be used between that user and the radio network. These keys are subsequently used to provide protection of traffic between the network and the UE.



**Figure 1: MBMS security architecture**

Figure 1 gives an overview of the network elements involved in MBMS from a security perspective. Nearly all the security functionality for MBMS (beyond the normal network bearer security) resides in either the BM-SC or the UE.

The Broadcast Multicast – Service Centre (BM-SC) is a source for MBMS data. It could also be responsible for scheduling data and receiving data from third parties (this is beyond the scope of the standardisation work) for transmission. It is responsible for generating and distributing the keys necessary for multicast security to the UEs and for applying the appropriate protection to data that is transmitted as part of a multicast service. The BM-SC also provides the MBMS bearer authorisation for UEs attempting to establish multicast bearer.

The UE is responsible for receiving or fetching keys for the multicast service from the BM-SC and also using those keys to decrypt the MBMS data that is received.

## 4.1 ~~Security requirements~~

~~The following security requirements have been identified for MBMS multicast traffic.~~

~~Editor's note: Not all the security requirements in this section have been agreed.~~

## ~~4.1.1 Requirements on security service access~~

### ~~4.1.1.1 Requirements on secure service access~~

~~R1a: A valid USIM shall be required to access any 3G service including the MBMS service.~~

~~R1b: It shall be possible to prevent intruders from obtaining unauthorized access of MBMS services by masquerading as authorized users.~~

~~Editor's note: No requirements shall be placed on the UE that requires UE to be customised to a particular customer prior to the point of sale~~

### ~~4.1.1.2 Requirements on secure service provision~~

~~R2a: It shall be possible for the network (e.g. BM-SC) to authenticate users at the start of, and during, service delivery to prevent intruders from obtaining unauthorized access to MBMS services.~~

~~Editor's note: Authentication during service is ffs.~~

~~R2b: It shall be possible to prevent the use of a particular USIM to access MBMS services.~~

~~Editor's Note: It is for FFS to what extent it is required to detect and prevent fraudulent use of MBMS services.~~

## ~~4.1.2 Requirements on MBMS signaling protection~~

~~R3a: It shall be possible to protect against unauthorized modification, insertion, replay or deletion of MBMS signaling on the Gmb reference point.~~

~~Editor's note: When the Gmb reference point is IP based then NDS/IP methods according to TS 33.210 may be applied to fulfill requirement R3a. The Gmb interface is ffs.~~

~~R3b: Unauthorized modification, insertion, replay or deletion of all signaling, on the RAN shall be prevented when the RAN selects a point to multipoint (ptm) link for the distribution of MBMS data to the UE~~

~~Editor's note: UTRAN Bearer signalling integrity protection will be turned off for point to multipoint MBMS sessions and GERAN has no bearer signalling integrity protection, even for point to point signalling.~~

## ~~4.1.3 Requirements on Privacy~~

~~R4a: The User identity should not be exposed to the content provider or linked to the content in the case the Content Provider is located outside the 3GPP operator's network.~~

~~Editor's note: This may already be covered by some national regulations.~~

~~R4b: MBMS identity and control information shall not be exposed when the RAN selects a point to multipoint link for the distribution of MBMS data to the UE.~~

~~Editor's note: UTRAN Bearer confidentiality protection will be turned off for point to multipoint MBMS sessions~~

## ~~4.1.4 Requirements on MBMS Key Management~~

~~R5a: The transfer of the MBMS keys between the MBMS key generator and the UE shall be confidentiality protected.~~

~~R5b: The transfer of the MBMS keys between the MBMS key generator and the UE may be integrity protected.~~

~~R5c: The UE and MBMS key generator shall support the operator to perform re-keying as frequently as it believes necessary to ensure that~~

~~—users that have joined a multicast service, but then left, shall not gain further access to the multicast service without being charged appropriately~~



~~—users joining a multicast service shall not gain access to data from previous transmissions in the multicast service without having been charged appropriately~~

~~—the effect of subscribed users distributing decryption keys to non-subscribed users shall be controllable.~~

~~R5d: Only authorized users that have joined an MBMS multicast service shall be able to receive MBMS keys delivered from the MBMS key generator.~~

~~R5e: The MBMS keys shall not allow the BM-SC to infer any information about used UE keys at radio level (i.e. if they would be derived from it).~~

~~R5f: All keys used for the MBMS service shall be uniquely identifiable. The identity may be used by the UE to retrieve the actual key (based on identity match, and mismatch recognition) when an update was missed or was erroneous/incomplete.~~

~~Editor's note: If ptm re-keying is used, the keys shall be delivered in a reliable way. Ptp re-keying is assumed to be reliable.~~

~~R5g: The BM-SC shall be aware of where all MBMS-specific keys are stored in the UE (i.e. ME or UICC).~~

~~R5h: The function of providing MTK to the ME shall only deliver a MTK to the ME if the input values used for obtaining the MTK were fresh (have not been replayed) and came from a trusted source.~~

#### ~~4.1.5 Requirements on integrity protection of MBMS multicast data~~

~~R6a: It shall be possible to protect against unauthorized modification, insertion, replay or deletion of MBMS multicast data sent to the UE on the radio interface. The use of integrity shall be optional.~~

~~Editor's note: It may be possible to detect the deletion of MBMS data packets, but it is impossible to prevent the deletion. Packets may be lost because of bad radio conditions, providing integrity protection will not help to detect or recover from this situation.~~

~~Note: the use of shared keys (integrity and confidentiality) to a group of untrusted users only prevents attacks of lower levels of sophistication, such as preventing eavesdroppers from simply listening in~~

~~R6b: The MBMS multicast data may be integrity protected with a common integrity key, which shall be available to all users that have joined the MBMS service.~~

~~R6c: It may be required to integrity protect the "BM-SC—GGSN" interface i.e. reference point Gi.~~

~~Editor's Note: It may be required to integrity protect the multimedia content on the "Content Provider—BM-SC" interface. As this interface shall not be standardized in 3GPP, according to TR 23.846, no such requirement can be defined by 3GPP.~~

#### ~~4.1.6 Requirements on confidentiality protection of MBMS multicast data~~

~~R7a: It shall be possible to protect the confidentiality of MBMS multicast data on the radio interface.~~

~~R7b: The MBMS multicast data may be encrypted with a common encryption key, which shall be available to all users that have joined the MBMS service.~~

~~R7c: It may be required to encrypt the MBMS multicast data on the "BM-SC—GGSN" interface, i.e. the reference points Gi.~~

~~R7d: It shall be infeasible for a man-in-the-middle to bid-down the confidentiality protection used on MBMS multicast session from the BM-SC to the UE.~~

~~R7e: It shall be infeasible for an eavesdropper to break the confidentiality protection of the MBMS multicast session when it is applied.~~

~~Editor's Note: It may be required to encrypt the multimedia content on the "Content Provider—BM-SC" interface. As this interface shall not be standardized in 3GPP, according to TR 23.846, no such requirement can be defined by 3GPP.~~

## 5 MBMS security functions

### 5.1 Authenticating and authorizing the user

A UE is authenticated and authorised in two parts when participating in an MBMS service. Firstly when the UE establishes a bearer to receive MBMS traffic and secondly when the UE request and receive keys for the MBMS service. The bearer establishment authentication is performed using the normal network security described in TS 33.102 [4]. Authorisation for the MBMS bearer establishment happens by the network making an authorisation request to the BM-SC to ensure that the UE is allowed to establish a bearer (see TS 23.246 [3] for the details). As MBMS bearer establishment authorisation lies outside the control of the network (i.e. controlled by the BM-SC), there is an additional procedure to remove a MBMS bearer related to a UE that is no longer authorised to access the MBMS service.

*Editor's note: It was agreed to standardise a solution that allowed MBMS specific keys to be stored in either the ME or UICC in release 6. The choice of storage depends on whether the UICC has the ability to hold the keys or not. The differences between the two methods will only be visible in the UE, and the BM-SC would know which method of storing the keys in the UE will be used.*

*Editor's note: The use of AKA between the BM-SC and UE was proposed. It was concluded that the issue of bootstrapping and having the BM-SC in the visited network need to be further investigated.*

### 5.2 Key management and distribution

Like any service, the keys that are used to protect the transmitted data in a Multicast service should be regularly changed to ensure that they are fresh. This ensures that only legitimate users can get access to the data in the MBMS service. In particular frequent re-keying acts as a deterrent for an attacker to pass the MBMS keys to others users to allow those other users to access the data in an MBMS service.

The BM-SC is responsible for the generation and distribution of the MBMS keys to the UE. A UE has the ability to request a key when it does not have the relevant key to decrypt the data. This request may also be initiated by a message from the BM-SC to indicate that a new key is available.

*Editor's note: It needs to be decided if there is to be a minimum amount of traffic that is to be protected with one key, as this puts a lower limit on the frequency of key changes, e.g. one continuous transmission of data. It could also be possible for several of these minimum amounts to be transmitted with changing the key. It is ffs what this minimum amount should be and whether several of these minimum amounts can be transmitted without changing the key.*

*Editor's note: If all users need to request a key update simultaneously then there may need to be some method of ensuring that all the users do not request a key update at the same time. This mechanism is ffs.*

*Editor's note: The keys can be distributed to each user receiving the same MBMS service in point-to-point mode when the number of the users is relatively small. And the users receiving the same Multicast service within the same area can also be further combined into one to several subgroups to make it possible that the keys can be given to all users within one subgroup at a time in point-to-multipoint mode.*

### 5.3 Protection of the transmitted traffic

The traffic for a particular MBMS service may require some protection depending on the sensitivity of the data being transmitted (e.g. it is possible that the data being transmitted by the MBMS service is actually protected by the DRM security method and hence requires no additional protection). This protection will be either confidentiality and integrity or just confidentiality. The protection is applied end-to-end between the BM-SC and the UEs and will be based on a symmetric key shared between the BM-SC and the UEs that are currently accessing the service. The actual method of protection specified may vary depending on the type of data being transmitted, e.g. media streaming application or file download.

*Editor's note: It was agreed that the encryption should be done end-to-end between the UE and BM-SC, and not at either the Radio or the Core Network level. The actual method of protection was for further study.*

Editor's note: It was noticed that when data is sent on a ptp MBMS bearer, it would be ciphered between the BM-SC and UE and also over the RAN. SA3 agreed that this "double ciphering" was unnecessary from a security point of view. This was indicated to RAN2 and GERAN2 in an LS (S3-030156) and the choice on whether to "double cipher" was left to these groups. RAN2 (S3-030328) indicated it would be easier to "double cipher" as this kept the RAN simpler, whereas GERAN2 (S3-030184) indicated that they would avoid "double ciphering".

## 6 Security mechanisms

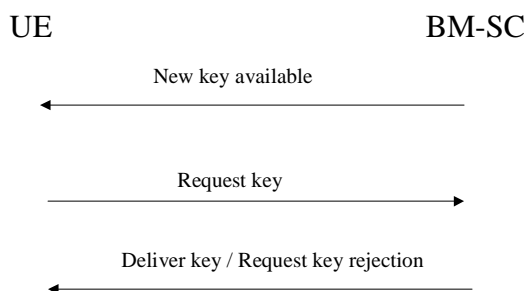
### 6.1 Authentication and authorisation of a user

Editor's note: this section will contain the details of how a user joins a particular Multicast Service

### 6.2 Key update procedure

Once a UE has joined a multicast service, the UE should try to get the MSK that will be used to 'protect' the data transmitted as part of this multicast service. If the UE fails to get hold of the MSK or receives confirmation that no updated MSK is necessary or available at this time, then, unless the UE has a still-valid, older MSK, the UE shall leave the MBMS user service. The UE tries to get the MSK using the second message in the below flow.

The BM-SC controls when the MSKs used in a multicast service are to be changed. The below flow describes how MSK changes are performed.



The first message is sent out by the BM-SC to indicate that new MSKs are available. It is an optional message in the flow. If it is sent to all UEs, then the BM-SC should provide the rules to the UE for subsequent request for the new MSK when a UE joins a multicast service, to avoid simultaneous requesting from all the UEs.

Editor's note: A possible method for achieving the above is for the BM-SC to allocate different "request delay time" to different UEs; such that when the UEs receive the new key available message, they shall send the request key message after the delay requested by the BM-SC. Alternatively it is possible to use the key lifetime methods suggested in S3-040059.

The second message is used to request an MSK. This is sent by the UE when it either receives the first message in the flow and does not have the new MSK, or has just joined a multicast service and does not have an MSK for that service or has received some protected content and does not have the MSK that was used to protect the content. If the UE fails to get hold of the updated MSK or receive confirmation that no updated MSK is necessary or available at this time, then, unless the UE has a still valid older MSK, the UE shall leave the MBMS service.

After receiving the second message the BM-SC should send out the appropriate MSK to the UE protected by the relevant means, or reject the UE's key request with an indication of the cause. Upon successfully receiving the new MSK, the UE should store this key for later use.

Editor's note: If OTA is used to carry MSKs to the UICC, the following recommendations shall be followed:

- OTA should not use DES in CBC mode,
- The keys used for the ptp transporting of MSK to the UICC shall not be shared among subscribers,
- OTA should not rely on the same keys for transporting MBMS data and other application data towards the UICC.

Editor's note: MIKEY is being considered as the method for carrying keys. Possible optimisations were proposed at the ad-hoc in Antwerp (S3z030010). One identified issue was the possible need to terminate MIKEY in the UICC and/or terminal in the combined method. The use of MIKEY relates to the PTP delivery of a key

### 6.3a MTK generation and validation at the UE

Editor's note: Either this clause or 6.3b will be removed once it is agreed how to generate MTK.

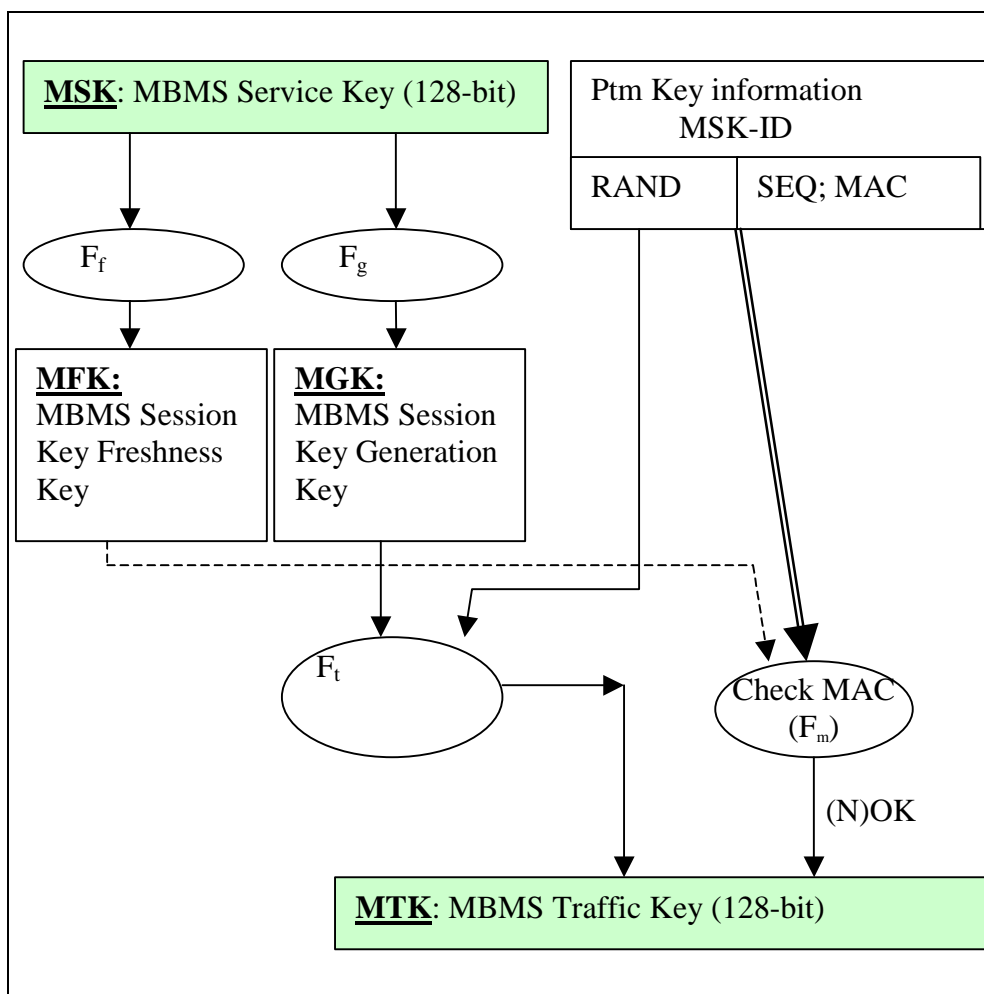


Figure 1: MTK Validation and Generation Function.

Editor's note: It is ffs whether the inputs to the function Fs can be optimized.

The ME will call the (*MTK Generation and Validation Function*) MGV-F that is realized as part of the ME or as part of the UICC. It is assumed that the MBMS service specific data, MSK and the sequence number SEQs, have been stored within a secure storage (MGV-S). This MGVS may be realized on the ME or on the UICC but for certain type of MBMS services the UICC shall be used as determined by the service provider. Both MSK and SEQs were transferred to the MGVS with the execution of the key update procedures as described in section 6.2. The initial value of SEQs is determined by the service provider.

When the ME receives {MSK Key-ID, SEQp, RAND, MAC} from the ptm data stream, it shall give that information to the MGV-F. The MGV-F shall only deliver the MBMS Traffic Keys (MTK) to the ME if the ptm-key information is deemed to be fresh. How this shall be done is described below:

The MGV-F shall derive a key MFK (MBMS traffic key Freshness Key) from the MSK using a key derivation function  $F_f$ , and shall derive a key MGK (MBMS traffic key Generation Key) from the MSK using a key derivation function  $F_g$ .

The traffic key generation shall be performed in the following way:

The traffic key generation function  $F_t$  uses RAND and the key MGK as input to produce MBMS Traffic key MTK.

The freshness check shall be performed in the following way:

Using a keyed MAC function  $F_m$  with the inputs SEQ, RAND and the key MGK, a MAC is calculated. This MAC is compared with the one received from the ptm key information. If the MAC differs then the MGV-F will indicate a failure to the ME. If the MAC is equal then the MGV-F shall compare the received SEQp from the ptm key information with the stored SEQs. If SEQp is greater than SEQs then the MGV-F shall update SEQs with SEQp value and start with the generation of MTK. If SEQp is equal or lower than SEQs then the MGV-F shall indicate a failure to the ME.

### 6.3b MTK generation and validation at the UE

Editor's note: Either this clause or 6.3a will be removed once it is agreed how to generate MTK

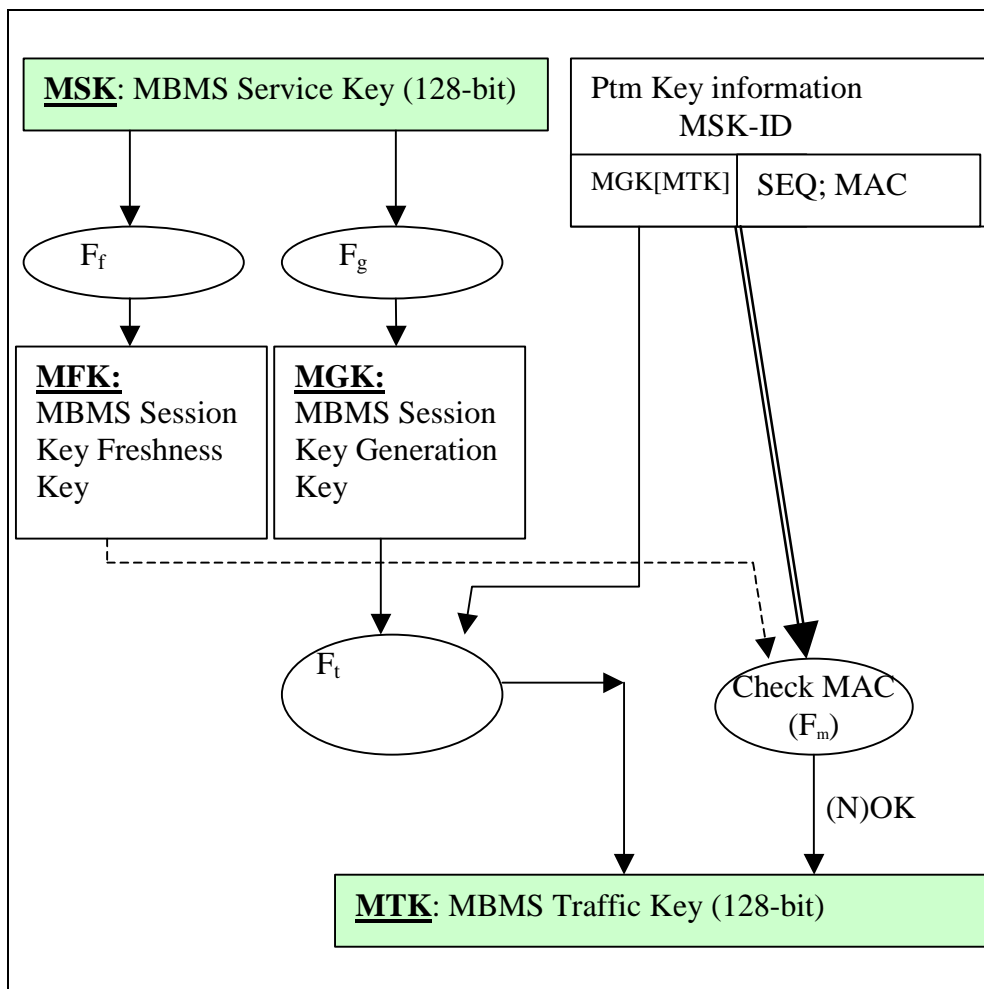


Figure 2: MTK Validation and Generation Function.

The ME will call the (*MTK Generation and Validation Function*) MGV-F that is realized as part of the ME or as part of the UICC. It is assumed that the MBMS service specific data, MSK and the sequence number SEQs, have been stored within a secure storage (MGV-S). This MGV-S may be realized on the ME or on the UICC but for certain type of MBMS services the UICC shall be used as determined by the service provider. Both MSK and SEQs were transferred to the MGV-S with the execution of the key update procedures as described in section 6.2. The initial value of SEQs is determined by the service provider.

When the ME receives {MSK Key-ID, SEQp, MGK[MTK], MAC} from the ptm data stream, it shall give that information to the MGV-F. The MGV-F shall only deliver the MBMS Traffic Keys (MTK) to the ME if the ptm-key information is deemed to be fresh. How this shall be done is described below:

The MGV-F shall derive a key MFK (MBMS traffic key Freshness Key) from the MSK using a key derivation function  $F_f$ , and shall derive a key MGK (MBMS traffic key Generation Key) from the MSK using a key derivation function  $F_g$ .

The traffic key generation shall be performed in the following way:

The traffic key decrypt function  $F_t$  decrypts the received MGK[MTK] to obtain MTK.

The freshness check shall be performed in the following way:


Using a keyed MAC function  $F_m$  with the inputs SEQ, RAND and the key MGK, a MAC is calculated. This MAC is compared with the one received from the ptm key information. If the MAC differs then the MGV-F will indicate a failure to the ME. If the MAC is equal then the MGV-F shall compare the received SEQp from the ptm key information with the stored SEQs. If SEQp is greater than SEQs then the MGV-F shall update SEQs with SEQp value and start with the generation of MTK. If SEQp is equal or lower than SEQs then the MGV-F shall indicate a failure to the ME.

## 6.4 Protection of the transmitted traffic

The data transmitted to the UEs is protected by a symmetric key (an MTK) that is shared by the BM-SC and UEs that are accessing the MBMS service. The protection of the data is applied by the BM-SC. In order to determine which key was used to protect the data a Key\_ID is included with the protected data. The Key\_ID will uniquely identify the MSK and contain other information needed to calculate the MTK. If the UE does not have the MSK indicated by Key\_ID, then it should fetch the MSK using the methods discussed in the clause 6.2. The MTK is derived according to the methods described in clause 6.3.

Note: including the Key\_ID with the protected data stops the UE trying to decrypt and render content for which it does not have the MSK.

The below flow shows how the protected content is delivered to the UE



After using a key to decrypt protected traffic, the UE deletes any older key for this multicast service.

**Editor's note: this section may contain several protection methods.**

**Editor's note: if SRTP is chosen, the master key identifier can be used to indicate the current MBMS key whichever key management method is chosen**

---

## Annex A (informative): Trust model

The following trust relationship between the roles that are participating in MBMS services are proposed:

The user trusts the home network operator to provide the MBMS service according to the service level agreement. .

The user trusts the network operator after mutual authentication.

The network trusts an authenticated user using integrity protection and encryption at RAN level.

The network may have trust or no trust in a content provider.

The home network and visited network trust each other when a roaming agreement is defined, in the case the user is roaming in a VPLMN.

---

## Annex B (informative): Security threats

~~This annex contains some security threats that have been identified for MBMS.~~

---

### B.1 Threats associated with attacks on the radio interface

The threats associated with attacks on the radio interface are split into the following categories, which are described in the following sub-chapters:

unauthorized access to multicast data;

threats to integrity;

denial of service;

unauthorized access to MBMS services;

privacy violation.

The attacks on the MBMS service announcements to the users on the radio interface are not discussed here, as these will most likely be transferred on a point-to-point connection (e.g. PS signaling connection), which is already secured today (integrity protected and optionally encrypted RAN level).

#### B.1.1 Unauthorised access to multicast data

**A1:** Intruders may eavesdrop MBMS multicast data on the air-interface.

**A2:** Users that have not joined and activated a MBMS multicast service receiving that service without being charged.

**A3:** Users that have joined and then left a MBMS multicast service continuing to receive the MBMS multicast service without being charged.

**A4:** Valid subscribers may derive decryption keys (MTK) and distribute them to unauthorized parties.

Note: It is assumed that the legitimate end user has a motivation to defeat the system and distribute the shared keys (MSK, MTK) that are a necessary feature of any broadcast security scheme.

## B.1.2 Threats to integrity

**B1:** Modifications and replay of messages in a way to fool the user of the content from the actual source, e.g. replace the actual content with a fake one.

## B.1.3 Denial of service attacks

**C1:** Jamming of radio resources. Deliberate manipulation of the data to disturb the communication.

## B.1.4 Unauthorised access to MBMS services

**D1:** An attacker using the 3GPP network to gain “free access” of MBMS services and other services on another user’s bill.

**D2:** An attacker using MBMS shared keys (MSK, MTK) to gain free access to content without any knowledge of the service provider.

**Note:** It cannot be assumed that keys held in a terminal are secure. No matter how the shared keys (MSK, MTK) are delivered to the terminal, we have to assume they can be derived in an attack. For example, the shared keys, while secure in the UICC, may be passed over an insecure SIM-ME interface.

## B.1.5 Privacy violation

**E1:** The user identity could be exposed to the content provider, in the case the content provider is located in the 3GPP network, and then linked to the content.

---

# B.2 Threats associated with attacks on other parts of the system

The threats associated with attacks on other parts of the system are split into the following categories, which are described in the following sub-chapters:

unauthorized access to data;

threats to integrity;

denial of service.

## B.2.1 Unauthorised access to data

**F1:** It is assumed that the BM-SC and the GGSN are located in the same network. The BM-SC can though be located in a different place than the GGSN, and therefore can open up for intruders who may eavesdrop the new interface Gi and Gmb between the BM-SC and GGSN.

**F2:** Intruders may eavesdrop the new interface between the content provider and the BM-SC.

## B.2.2 Threats to integrity

**G1:** It is assumed that the BM-SC and the GGSN are located in the same network. The BM-SC can though be located in a different place than the GGSN, and therefore can open up for new attacks on the new interfaces Gi and Gmb between the BM-SC and GGSN.

**G2:** The new interface between the content provider and the BM-SC may open up for attacks as modifications of multimedia content.



## B.2.3 Denial of service

**H1:** Deliberated manipulation of the data between the BM-SC <-> Content Provider to disturb the communication.

**H2:** Deliberated manipulation of the data between the BM-SC <-> GGSN to disturb the communication.

---

## Annex C (normative): Security requirements

The following security requirements have been identified for MBMS multicast traffic.

Editor's note: Not all the security requirements in this section have been agreed.

---

## C.1 Requirements on security service access

### C.1.1 Requirements on secure service access

R1a: A valid USIM shall be required to access any 3G service including the MBMS service.

R1b: It shall be possible to prevent intruders from obtaining unauthorized access of MBMS services by masquerading as authorized users.

Editor's note: No requirements shall be placed on the UE that requires UE to be customised to a particular customer prior to the point of sale

### C.1.2 Requirements on secure service provision

R2a: It shall be possible for the network (e.g. BM-SC) to authenticate users at the start of, and during, service delivery to prevent intruders from obtaining unauthorized access to MBMS services.

Editor's note: Authentication during service is ffs.

R2b: It shall be possible to prevent the use of a particular USIM to access MBMS services.

Editor's Note: It is for FFS to what extent it is required to detect and prevent fraudulent use of MBMS services.

---

## C.2 Requirements on MBMS signaling protection

R3a: It shall be possible to protect against unauthorized modification, insertion, replay or deletion of MBMS signaling on the Gmb reference point.

Editor's note: When the Gmb reference point is IP-based then NDS/IP methods according to TS 33.210 may be applied to fulfill requirement R3a. The Gmb interface is ffs.

R3b: Unauthorized modification, insertion, replay or deletion of all signaling, on the RAN shall be prevented when the RAN selects a point-to-multipoint (ptm) link for the distribution of MBMS data to the UE

Editor's note: UTRAN Bearer signalling integrity protection will be turned off for point to multipoint MBMS sessions and GERAN has no bearer signalling integrity protection, even for point to point signalling.

---

## C.3 Requirements on Privacy

R4a: The User identity should not be exposed to the content provider or linked to the content in the case the Content Provider is located outside the 3GPP operator's network.

Editor's note: This may already be covered by some national regulations.

R4b: MBMS identity and control information shall not be exposed when the RAN selects a point-to-multipoint link for the distribution of MBMS data to the UE.

Editor's note: UTRAN Bearer confidentiality protection will be turned off for point to multipoint MBMS sessions

---

## C.4 Requirements on MBMS Key Management

R5a: The transfer of the MBMS keys between the MBMS key generator and the UE shall be confidentiality protected.

R5b: The transfer of the MBMS keys between the MBMS key generator and the UE may be integrity protected.

R5c: The UE and MBMS key generator shall support the operator to perform re-keying as frequently as it believes necessary to ensure that

- users that have joined a multicast service, but then left, shall not gain further access to the multicast service without being charged appropriately
- users joining a multicast service shall not gain access to data from previous transmissions in the multicast service without having been charged appropriately
- the effect of subscribed users distributing decryption keys to non-subscribed users shall be controllable.

R5d: Only authorized users that have joined an MBMS multicast service shall be able to receive MBMS keys delivered from the MBMS key generator.

R5e: The MBMS keys shall not allow the BM-SC to infer any information about used UE-keys at radio level (i.e. if they would be derived from it).

R5f: All keys used for the MBMS service shall be uniquely identifiable. The identity may be used by the UE to retrieve the actual key (based on identity match, and mismatch recognition) when an update was missed or was erroneous/incomplete.

Editor's note: If ptm re- keying is used, the keys shall be delivered in a reliable way. Ptp re-keying is assumed to be reliable.

R5g: The BM-SC shall be aware of where all MBMS specific keys are stored in the UE (i.e. ME or UICC).

R5h: The function of providing MTK to the ME shall only deliver a MTK to the ME if the input values used for obtaining the MTK were fresh (have not been replayed) and came from a trusted source.

---

## C.5 Requirements on integrity protection of MBMS multicast data

R6a: It shall be possible to protect against unauthorized modification, insertion, replay or deletion of MBMS multicast data sent to the UE on the radio interface. The use of integrity shall be optional.

Editor's note: It may be possible to detect the deletion of MBMS data packets, but it is impossible to prevent the deletion. Packets may be lost because of bad radio conditions, providing integrity protection will not help to detect or recover from this situation.

Note: the use of shared keys (integrity and confidentiality) to a group of untrusted users only prevents attacks of lower levels of sophistication, such as preventing eavesdroppers from simply listening in

R6b: The MBMS multicast data may be integrity protected with a common integrity key, which shall be available to all users that have joined the MBMS service.

R6c: It may be required to integrity protect the “BM-SC - GGSN” interface i.e. reference point Gi.

Editor’s Note: It may be required to integrity protect the multimedia content on the “Content Provider - BM-SC” interface. As this interface shall not be standardized in 3GPP, according to TR 23.846, no such requirement can be defined by 3GPP.

---

## C.6 Requirements on confidentiality protection of MBMS multicast data

R7a: It shall be possible to protect the confidentiality of MBMS multicast data on the radio interface.

R7b: The MBMS multicast data may be encrypted with a common encryption key, which shall be available to all users that have joined the MBMS service.

R7c: It may be required to encrypt the MBMS multicast data on the “BM-SC - GGSN” interface, i.e. the reference points Gi.

R7d: It shall be infeasible for a man-in-the-middle to bid down the confidentiality protection used on MBMS multicast session from the BM-SC to the UE.

R7e: It shall be infeasible for an eavesdropper to break the confidentiality protection of the MBMS multicast session when it is applied.

Editor’s Note: It may be required to encrypt the multimedia content on the “Content Provider - BM-SC” interface. As this interface shall not be standardized in 3GPP, according to TR 23.846, no such requirement can be defined by 3GPP.

## Annex <X> (informative): Change history

Change history							
Date	TSG #	TSG Doc.	CR	Rev	Subject/Comment	Old	New
2002-09					Initial version supplied by Rapporteur		0.0.1
2002-11					Updated to include the threat and requirements discussed at SA3 #25.	0.0.1	0.0.2
2003-02					Updated to reflect changes to the requirements agreed at SA#26	0.0.2	0.0.3
2003-04					Updated to reflect changes agreed at the SA#27	0.0.3	0.10.0
2003-07					Updated to reflect the decision on TEK distribution and independence of the MBMS keys from radio level keys	0.1.0	0.1.1
2003-08					Updated to reflect agreement in SA#29 on adding confidentiality requirements, editor's note about double ciphering, and text indicating that different security mechanisms may be needed to protect different protocols/codec that may be used in MBMS and re-organisation of the requirements section.	0.1.1	0.2.0
2003-09					Updated to reflect decision at Antwerp ad-hoc.	0.2.0	0.2.1
2003-11					Updated to reflect changes to requirements and threat at SA3#30	0.2.1	0.2.2
2003-11					Updated to reflect decisions taken at SA3#31 while discussing tdoc 755 and attached pseudo CR.	0.2.2	0.2.3
2003-11					Updated to reflect all the other decisions taken at SA3#31	0.2.3	0.3.0
2003-11					Updated with some editorial modification and presented to the SA plenary for information	0.3.0	1.0.0
2004-02					Updated to reflect changes agreed at SA3#32	1.0.0	1.1.0
2004-04					Minor corrections agreed by e-mail discussion	1.1.0	1.1.1