

Source: Funding and Finance Group

Title: Status Report for H1 2005

Agenda item: 6.2

Document for:

Decision	
Discussion	
Information	X

This report provides detailed information on 3GPP income and expenditure for H1 2005, and is based on figures available at 9 September 2005.

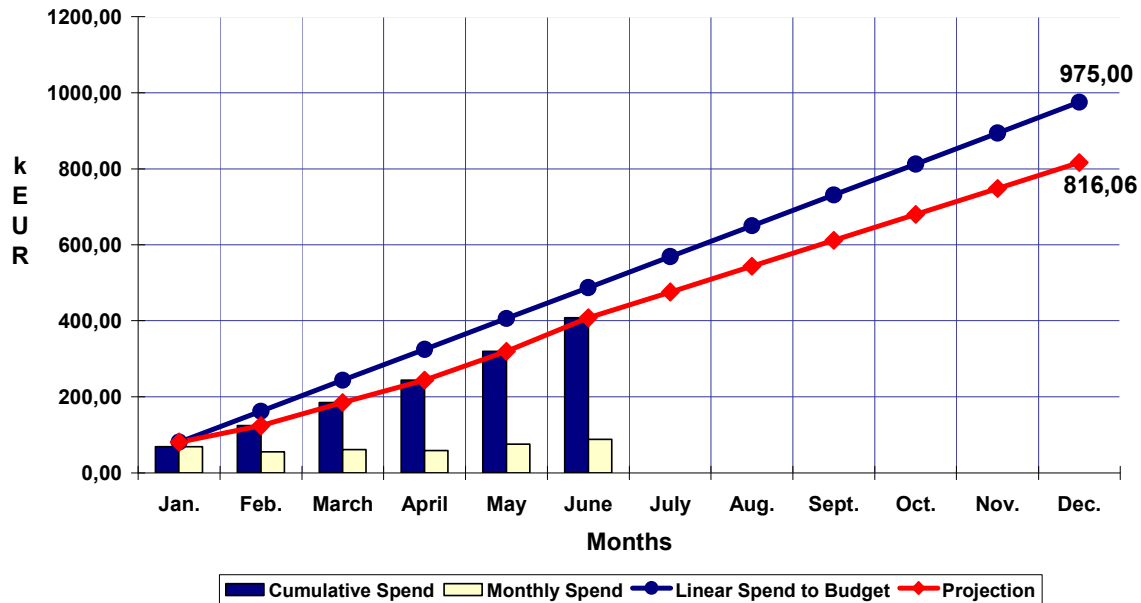
Table of Contents

1	Year 2005 MCC Expenditure.....	3
1.1	MCC Staff Expenditure (Officers and Assistants)	3
1.1.1	Additional Staff 3	
1.2	MCC Contracted Support Experts Expenditure.....	4
1.2.1	MCC Contracted Support Experts Expenditure including non remunerated experts	4
1.2.2	MCC Contracted Support Experts Expenditure excluding non remunerated experts	6
1.2.3	MCC Contracted Experts Expenditure Detailed Breakdown by Activity	8
1.3	MCC Travel and Subsistence.....	18
2	Year 2005 Expenditure for 3GPP Task Forces	19
2.1	MCC Task Force 160 - 3GPP ATs and PIXIT for UE R99	19
2.2	MCC Task Force 272 - Test GERAN / UTRAN	20
3	MCC Subcontracts	21
3.1	SAGE (STF 278)	21
4	Contingency	22
5	Year 2005 Partner Contributions	22
5.1	ARIB (22 Members).....	22
5.2	CCSA (6 Members)	22
5.3	ETSI (190 Members).....	22
5.4	ATIS (15 Members).....	22
5.5	TTA (6 Members)	23
5.6	TTC (7 Members).....	23
5.7	Total income expected from Partners	23
6	Invoices and credit notes issued 2005	23
7	Payments received in year 2005 from 3GPP Partners	24

1 Year 2005 MCC Expenditure

1.1 MCC Staff Expenditure (Officers and Assistants)

MCC Staff Expenditure 2005 (Budget = 975 kEUR)



This budget line is for those permanently employed ETSI Secretariat Staff employed within the Mobile Competence Centre. There have been a number of changes in the staff complement which, during 2005, is now 4 Support Officers, 4 Assistants, and 0,5 Area Manager as follows:

John MEREDITH, Maurice POPE, Adrian ZOICAS, Gaby LENHARDT, Susanna KOOISTRA, Florence RAVOIRE, Emmanuelle WURFFEL, Frances MARTIN-ISAACS and Adrian SCRASE (0,5)

Due to the changes in staffing made at the beginning of 2005, expenditure for Q1 is lower than was originally planned. It is predicted that the year will close well within the prescribed budget.

1.1.1 Additional Staff

The additional budget line is included to cover the full time employment of Shicheng Hu for the management of TTCN development within MCC. (Shicheng Hu is part of another ETSI Secretariat Team but currently works full time on MCC matters). A budget of **150kEUR** has been set for this item which will be sufficient for the year.

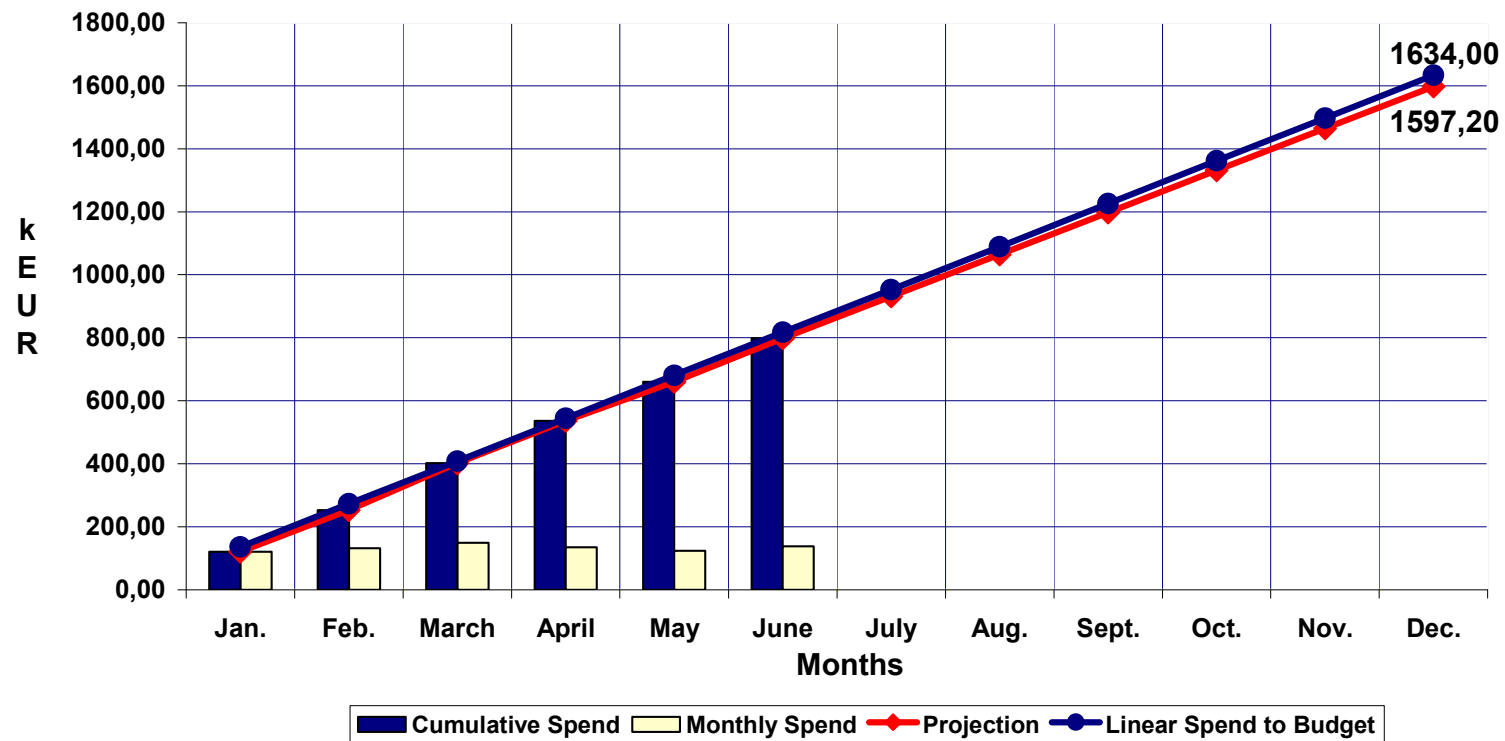
1.2 MCC Contracted Support Experts Expenditure

1.2.1 MCC Contracted Support Experts Expenditure including non remunerated experts

The table and chart given below show the expenditure incurred for MCC Support Experts during Q2, including the value of those experts which are provided on a non-remunerated basis. In each case, the number of days worked by each expert can be seen and the total value of that work given. The slight overspend during Q2 will be corrected when contractors take their vacation during Q3 (for which they are not remunerated).

MCC	Jan.	Feb.	March	April	May	June	July	Aug.	Sept.	Oct.	Nov.	Dec.	Total days	Total kEUR
C. Arzelier	21,00	20,00	25,00	21,00	25,00	20,00							132,00	
S. Baev	0,00	12,00	23,00	23,00	17,00	23,00							98,00	
J. Caldenhoven	19,00	21,00	22,00	10,00	23,00	23,00							118,00	
M. Clayton	22,50	19,00	21,00	22,00	20,00	22,00							126,50	
C. Gutierrez	13,50	17,00	19,50	18,00	16,50	21,50							106,00	
S. Han	21,00	19,00	21,00	20,00	17,00	21,50							119,50	
Y. Ishii	20,00	19,00	18,00	20,00	20,00	22,00							119,00	
A. Jurisic	20,00	21,50	22,00	23,00	0,00	0,00							86,50	
K. Kymalainen	16,50	17,50	24,00	18,00	14,00	16,50							106,50	
A. Sultan	13,00	14,50	11,00	11,00	9,00	16,50							75,00	
G. Thomasen	19,00	19,00	22,00	19,00	23,00	22,00							124,00	
P. Usaï	16,00	20,00	20,00	20,00	22,00	22,00							120,00	
Total	201,50	219,50	248,50	225,00	206,50	230,00	0,00	0,00	0,00	0,00	0,00	0,00	1331,00	798,60

MCC Contracted Experts Expenditure 2005 including non remunerated experts (Budget = 1634 kEUR)



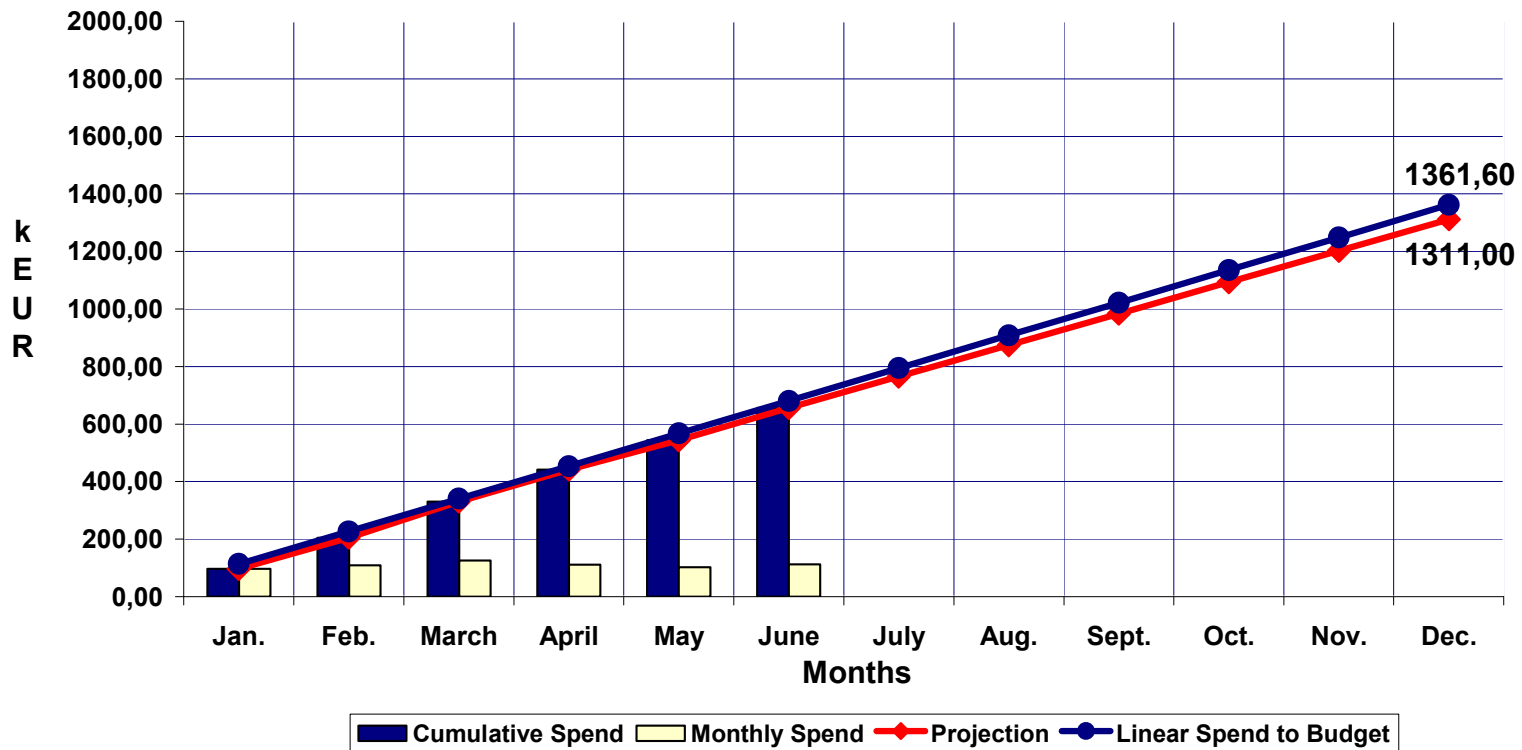
This chart includes the equivalent monetary value of the experts provided by ARIB and TTA

1.2.2 MCC Contracted Support Experts Expenditure excluding non remunerated experts

The table and chart given below show the expenditure incurred for MCC Support Experts, excluding the value of those experts which are provided on a non-remunerated basis. In each case, the number of days worked by each expert can be seen.

MCC	Jan.	Feb.	March	April	May	June	July	Aug.	Sept.	Oct.	Nov.	Dec.	Total days	Total kEUR
C. Arzelier	21,00	20,00	25,00	21,00	25,00	20,00							132,00	
S. Baev	0,00	12,00	23,00	23,00	17,00	23,00							98,00	
J. Caldenhoven	19,00	21,00	22,00	10,00	23,00	23,00							118,00	
M. Clayton	22,50	19,00	21,00	22,00	20,00	22,00							126,50	
C. Gutierrez	13,50	17,00	19,50	18,00	16,50	21,50							106,00	
A. Jurisic	20,00	21,50	22,00	23,00	0,00	0,00							86,50	
K. Kymalainen	16,50	17,50	24,00	18,00	14,00	16,50							106,50	
A. Sultan	13,00	14,50	11,00	11,00	9,00	16,50							75,00	
G. Thomasen	19,00	19,00	22,00	19,00	23,00	22,00							124,00	
P. Usai	16,00	20,00	20,00	20,00	22,00	22,00							120,00	
Total	160,50	181,50	209,50	185,00	169,50	186,50	0,00	0,00	0,00	0,00	0,00	0,00	1092,50	

MCC Contracted Experts Expenditure 2005 excluding non remunerated experts (Budget = 1361,60 kEUR)



This chart excludes the equivalent monetary value of the experts provided by ARIB and TTA

1.2.3 MCC Contracted Experts Expenditure Detailed Breakdown by Activity

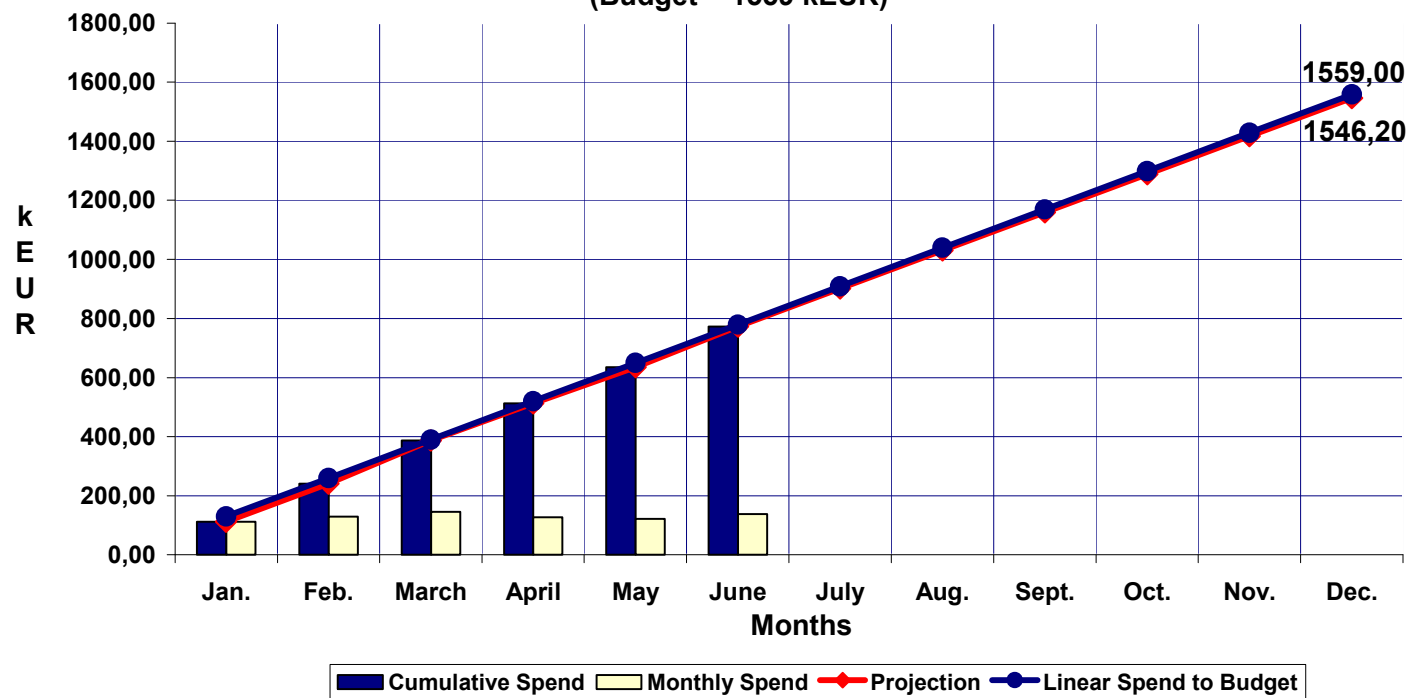
1.2.3.1 3GPP Including Non Remunerated Experts

This budget line shows the expenditure incurred by MCC experts in support of 3GPP TSGs, including non remunerated experts. In previous years, the cost of supporting TSG GERAN had been separated out but this is no longer necessary due to the simplification of the Funding Formula.

MCC	Jan.	Feb.	March	April	May	June	July	Aug.	Sept.	Oct.	Nov.	Dec.	Total days	Total kEUR
C. Arzelier	21,00	20,00	25,00	21,00	25,00	20,00							132,00	
S. Baev	0,00	12,00	23,00	23,00	17,00	23,00							98,00	
J. Caldenhoven	19,00	21,00	22,00	10,00	23,00	23,00							118,00	
M. Clayton	22,50	19,00	21,00	22,00	20,00	22,00							126,50	
C. Gutierrez	8,50	17,00	19,50	7,00	12,50	21,50							86,00	
S. Han	21,00	19,00	21,00	20,00	17,00	21,50							119,50	
Y. Ishii	20,00	19,00	18,00	20,00	20,00	22,00							119,00	
A. Jurisic	20,00	21,50	22,00	23,00	0,00	0,00							86,50	
K. Kymalainen	7,00	12,50	18,00	16,00	14,00	16,50							84,00	
A. Sultan	13,00	14,50	11,00	11,00	9,00	16,50							75,00	
G. Thomasen	19,00	19,00	22,00	19,00	23,00	22,00							124,00	
P. Usai	16,00	20,00	20,00	20,00	22,00	22,00							120,00	
Total	187,00	214,50	242,50	212,00	202,50	230,00	0,00	0,00	0,00	0,00	0,00	0,00	1288,50	773,10

MCC Contracted Experts 3GPP Expenditure 2005

Including Non Remunerated Experts
(Budget = 1559 kEUR)



This chart shows the use of Contractor resources for the support of 3GPP TSGs and includes non remunerated experts

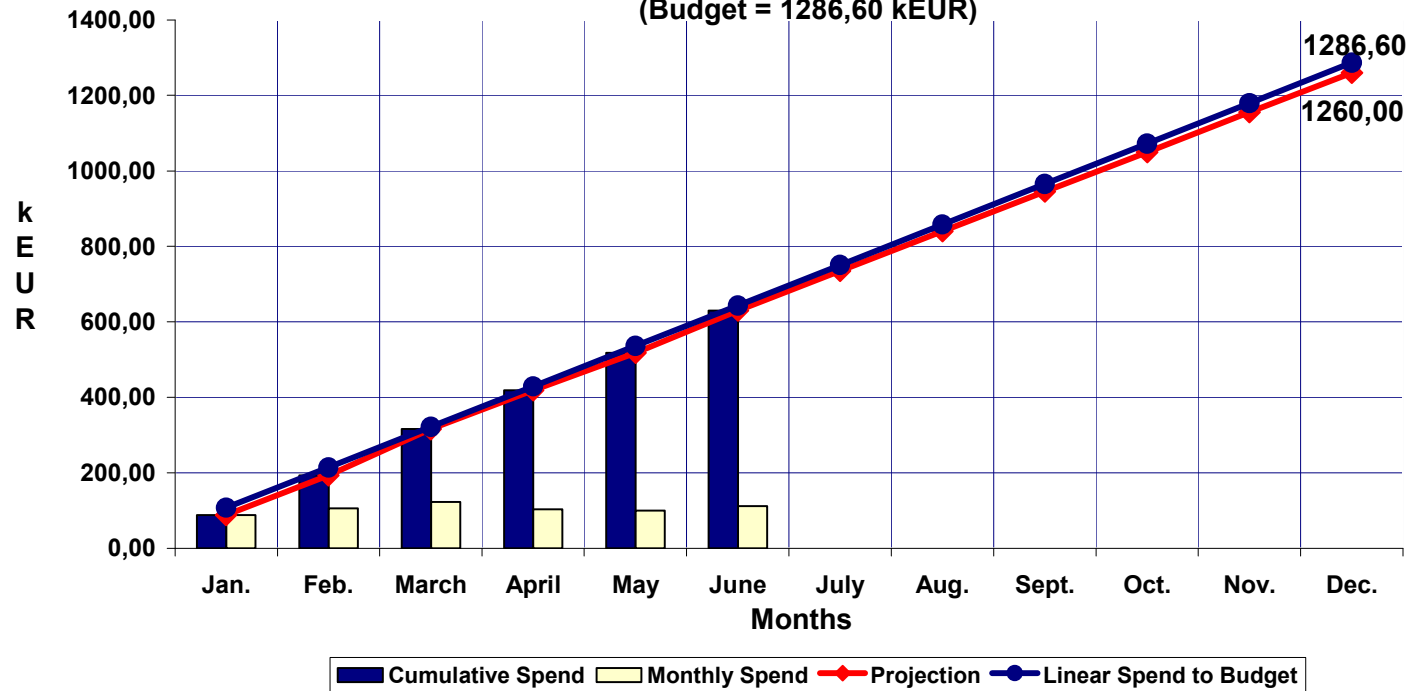
1.2.3.2 3GPP Excluding Non Remunerated Experts

This budget line shows the expenditure incurred by MCC experts in support of 3GPP TSGs, excluding non remunerated experts.

MCC	Jan.	Feb.	March	April	May	June	July	Aug.	Sept.	Oct.	Nov.	Dec.	Total days	Total kEUR
C. Arzelier	21,00	20,00	25,00	21,00	25,00	20,00							132,00	
S. Baev	0,00	12,00	23,00	23,00	17,00	23,00							98,00	
J. Caldenhoven	19,00	21,00	22,00	10,00	23,00	23,00							118,00	
M. Clayton	22,50	19,00	21,00	22,00	20,00	22,00							126,50	
C. Gutierrez	8,50	17,00	19,50	7,00	12,50	21,50							86,00	
A. Jurisic	20,00	21,50	22,00	23,00	0,00	0,00							86,50	
K. Kymalainen	7,00	12,50	18,00	16,00	14,00	16,50							84,00	
A. Sultan	13,00	14,50	11,00	11,00	9,00	16,50							75,00	
G. Thomasen	19,00	19,00	22,00	19,00	23,00	22,00							124,00	
P. Usaï	16,00	20,00	20,00	20,00	22,00	22,00							120,00	
Total	146,00	176,50	203,50	172,00	165,50	186,50	0,00	0,00	0,00	0,00	0,00	0,00	1050,00	630,00

MCC Contracted Experts 3GPP Expenditure 2005

Excluding Non Remunerated Experts
(Budget = 1286,60 kEUR)



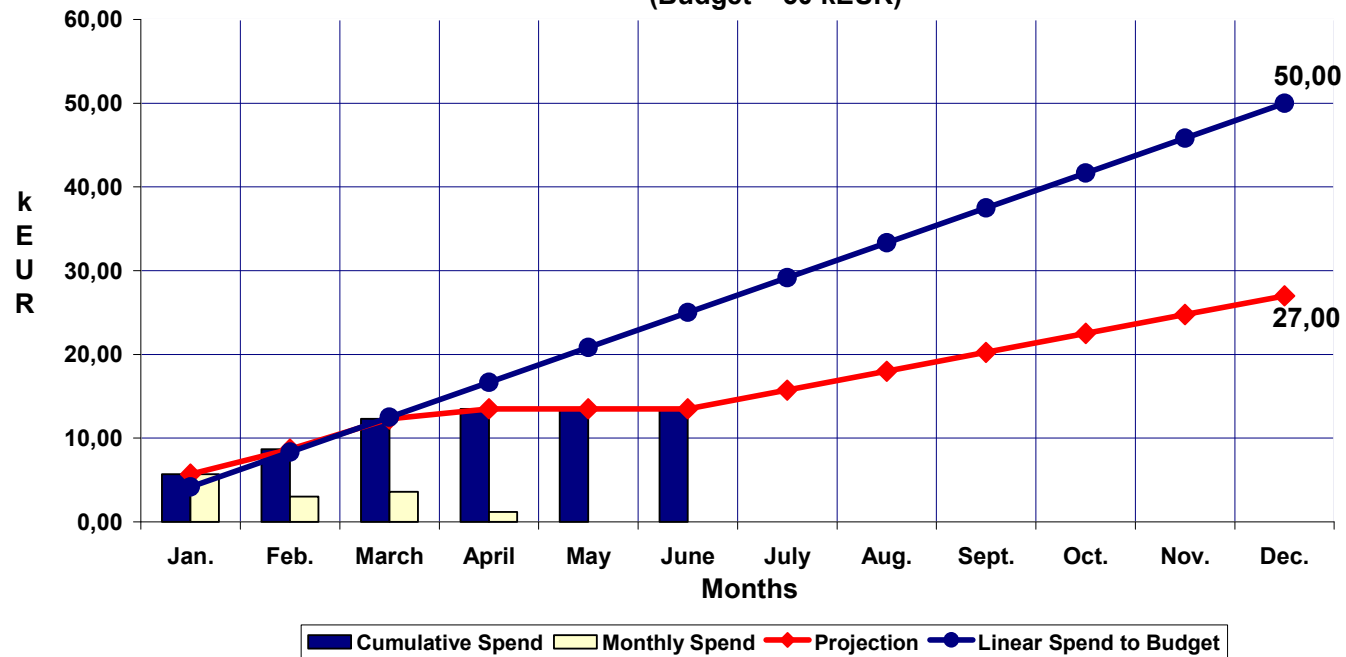
This chart shows the use of Contractor resources for the support of 3GPP TSGs and excludes non remunerated experts

1.2.3.3 ETSI EP SCP

This budget line shows the expenditure incurred in support of the ETSI Smart Card Platform activity which is closely related to the work of 3GPP. The activity is 100% funded by ETSI so it is necessary to accurately track the true cost such that it may be deducted from the 3GPP accounts.

MCC	Jan.	Feb.	March	April	May	June	July	Aug.	Sept.	Oct.	Nov.	Dec.	Total days	Total kEUR
C. Arzelier													0,00	
S. Baev													0,00	
J. Caldenhoven													0,00	
M. Clayton													0,00	
C. Gutierrez													0,00	
S. Han													0,00	
Y. Ishii													0,00	
A. Jurisic													0,00	
K. Kymalainen	9,50	5,00	6,00	2,00	0,00	0,00							22,50	
A. Sultan													0,00	
G. Thomasen													0,00	
P. Usaï													0,00	
Total	9,50	5,00	6,00	2,00	0,00	0,00	0,00	0,00	0,00	0,00	0,00	0,00	22,50	13,50

MCC Contracted Experts SCP Expenditure 2005 (Budget = 50 kEUR)



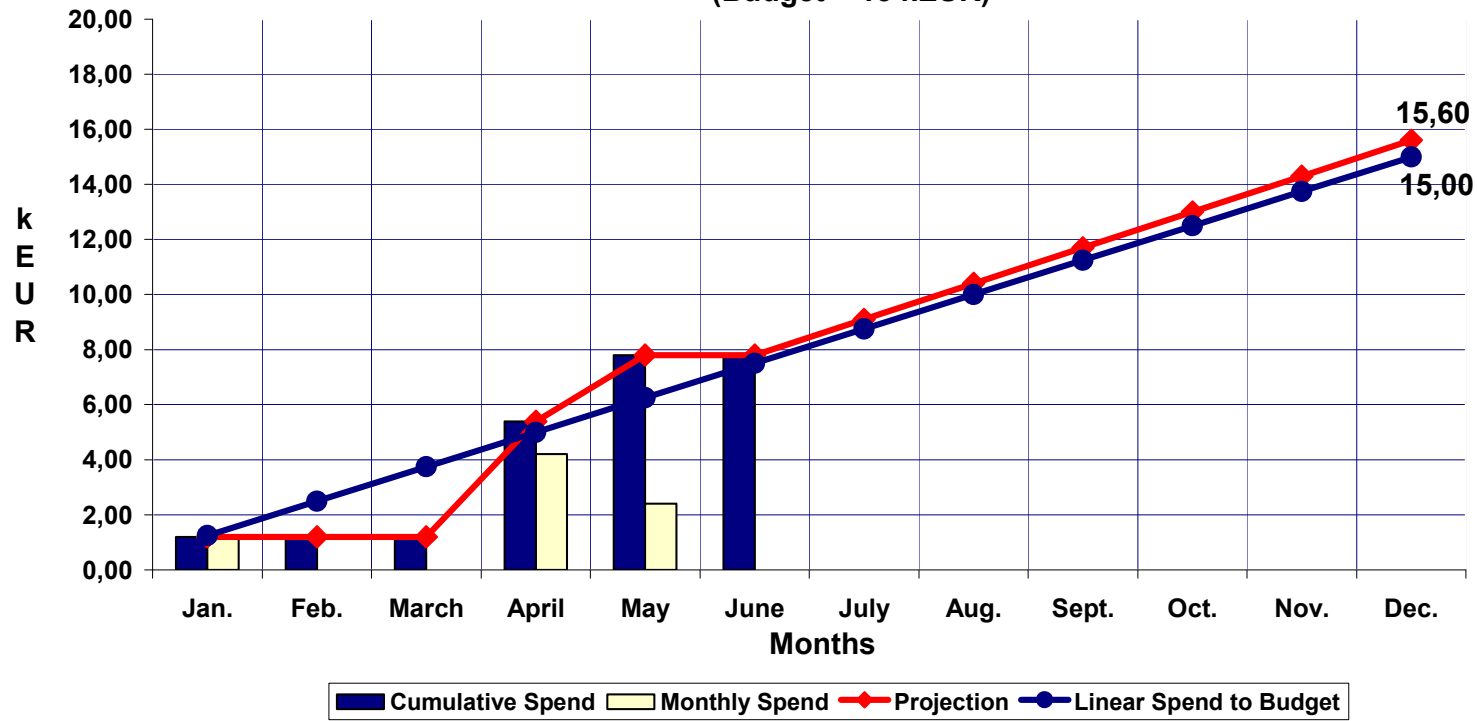
This chart shows the resources used for the support of ETSI SCP (Smart Card Platform).

1.2.3.4 ETSI TC MSG

This budget line shows the expenditure incurred in support of the ETSI Mobile Standards Group activity which is closely aligned with the work of 3GPP. The activity is 100% funded by ETSI so it is necessary to accurately track the true cost such that it may be deducted from the 3GPP accounts.

MCC	Jan.	Feb.	March	April	May	June	July	August	Sept.	Oct.	Nov.	Dec.	Total days	Total kEUR
C. Arzelier													0,00	
S. Baev													0,00	
J. Caldenhoven													0,00	
M. Clayton													0,00	
C. Gutierrez	2,00	0,00	0,00	7,00	4,00	0,00							13,00	
S. Han													0,00	
Y. Ishii													0,00	
A. Jurisic													0,00	
K. Kymalainen													0,00	
A. Sultan													0,00	
G. Thomasen													0,00	
P. Usai													0,00	
Total	2,00	0,00	0,00	7,00	4,00	0,00	0,00	0,00	0,00	0,00	0,00	0,00	13,00	

MCC Contracted Experts MSG Expenditure 2005 (Budget = 15 kEUR)

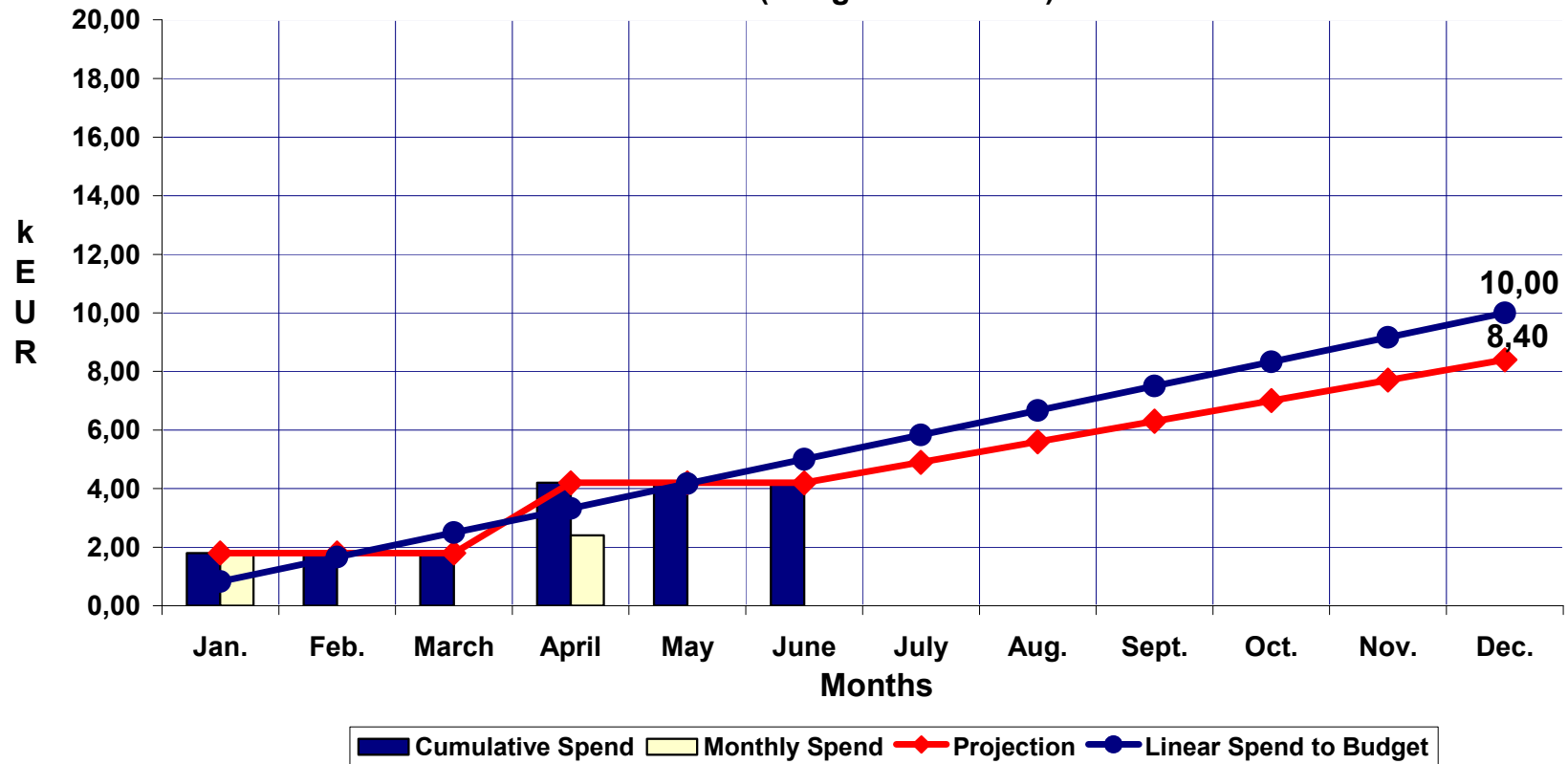


1.2.3.5 ETSI RT

This budget line shows the expenditure incurred in support of the ETSI Railway Telecommunications activity which performs the adaptation of 3GPP's work for deployment in high speed trains. The activity is 100% funded by ETSI so it is necessary to accurately track the true cost such that it may be deducted from the 3GPP accounts.

MCC	Jan.	Feb.	March	April	May	June	July	August	Sept.	Oct.	Nov.	Dec.	Total days	Total kEUR
C. Arzelier													0,00	
S. Baev													0,00	
J. Caldenhoven													0,00	
M. Clayton													0,00	
C. Gutierrez	3,00	0,00	0,00	4,00	0,00	0,00							7,00	
S. Han													0,00	
Y. Ishii													0,00	
A. Jurisic													0,00	
K. Kymalainen													0,00	
A. Sultan													0,00	
G. Thomasen													0,00	
P. Usaï													0,00	
Total	3,00	0,00	0,00	4,00	0,00	0,00	0,00	0,00	0,00	0,00	0,00	0,00	7,00	

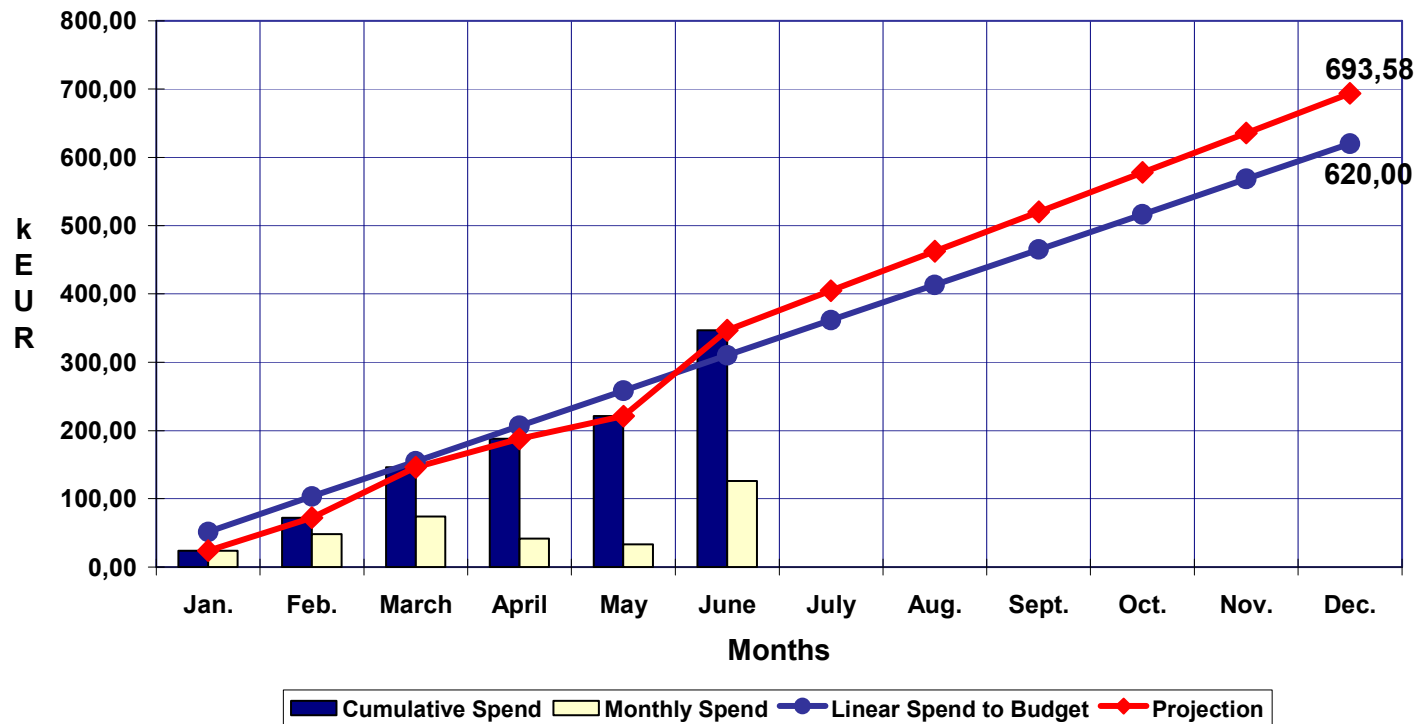
MCC Contracted Experts RT Expenditure 2005 (Budget = 10 kEUR)



1.3 MCC Travel and Subsistence

The cost of travel and subsistence incurred by MCC during Q2 is given in the chart below. Whilst it appears that expenditure exceeds the prescribed budget, it is expected that this will be corrected by the year end.

MCC Travels Expenditure 2005
(Budget = 620 kEUR)



2 Year 2005 Expenditure for 3GPP Task Forces

2.1 MCC Task Force 160 - 3GPP ATs and PIXIT for UE R99

This Task is the ongoing activity for the development of TTCN for 3G terminals.

The budget for this activity in 2005 is comprised of the following elements:

- 754 000 EUR – 2005 3GPP funding allocation
- 78 000 EUR – GSMA funding allocation (payment received)
- 39 000 EUR – GCF funding allocation (payment received)
- 13 000 EUR – Cingular/Lucent funding allocation (invoice issued)
- 13 000 EUR – Cingular/Ericsson funding allocation (invoice issued)
- 13 000 EUR – Cingular/Siemens funding allocation (invoice issued)

Total 2005 budget is therefore = **910 000 EUR**.

The table given below shows the expenditure incurred during Q2:

PAID EXPERTS

STF 160	Jan.	Feb.	March	April	May	June	July	Aug.	Sept.	Oct.	Nov.	Dec.	Total days	Total kEUR
V. Bardaux	15,00	12,50	14,50	13,00	12,00	16,00							83,00	
O. Genoud	8,00	12,00	10,00	6,00	14,00	16,00							66,00	
H. Griffiths	6,00	11,00	0,00	15,00	16,50	8,00							56,50	
H. Hu	0,00	0,00	0,00	0,00	0,00	19,00							19,00	
M. Abdul	21,00	20,00	14,50	16,00	18,00	22,00							111,50	
T. Wacker	2,50	16,00	6,00	2,50	13,50	3,50							44,00	
N. Wang	9,00	0,00	0,00	0,00	0,00	0,00							9,00	
J. Zhao	0,00	0,00	0,00	0,00	17,00	0,00							17,00	
E. Weber	4,00	12,50	9,00	4,50	2,00	2,00							34,00	
H. Zischler	14,00	19,00	17,00	20,00	18,00	21,00							109,00	
Total	79,50	103,00	71,00	77,00	111,00	107,50	0,00	0,00	0,00	0,00	0,00	0,00	549,00	329,40

In addition, the following voluntary resources have been pledged for this task:

17 man months – TDIA contribution

4 man months – R&S contribution

4 man months – Qualcomm contribution

The total 2005 voluntary resources therefore = **25 man months (monetary value of 325kEUR)**.

The table given below shows the total value of the voluntary resources used for the development of TTCN during Q2:

VOLUNTARY EXPERTS

STF 160	Jan.	Feb.	March	April	May	June	July	Aug.	Sept.	Oct.	Nov.	Dec.	Total days	Total kEUR
X. Chen	0,00	0,00	3,00	21,00	22,00	19,00							65,00	
R. Thiruvathirai	3,50	9,00	2,25	4,50	5,00	0,00							24,25	
L. Salmeron	0,00	16,00	21,00	19,00	4,00	2,00							62,00	
H. Zhang	0,00	0,00	3,00	21,00	22,00	19,00							65,00	
J. Zhao	0,00	0,00	3,00	13,00	0,00	15,00							31,00	
Total	3,50	25,00	32,25	78,50	53,00	55,00	0,00	0,00	0,00	0,00	0,00	0,00	247,25	148,35

2.2 MCC Task Force 272 - Test GERAN / UTRAN

This Task is for the development of TTCN for GERAN to UTRAN handover.

39 000 EUR has been allocated for this activity in 2005 and the table below shows how the expenditure incurred during Q2:

STF 272	Jan.	Feb.	March	April	May	June	July	Aug.	Sept.	Oct.	Nov.	Dec.	Total days	Total kEUR
H. Griffiths	5,00	3,50	10,00	4,00	0,00	9,50							32,00	
Total	5,00	3,50	10,00	4,00	0,00	9,50	0,00	0,00	0,00	0,00	0,00	0,00	32,00	19,20

3 MCC Subcontracts

3.1 SAGE (STF 278)

This activity is for the development of alternative algorithms to Kasumi, to be used in the unlikely event that Kasumi is compromised (designated UEA2 and UIA2).

GSMA has provided 104kEUR (equivalent of 8 man months) for this task. Should any additional effort be required, then this will be provided voluntarily by the ETSI SAGE experts.

The Experts and Companies involved in this activity are as follows:

Expert	E-mail	Companies
Babbage	steve.babbage@vodafone.com	VODAFONE
Bone	nick.bone@vodafone.com	VODAFONE
Christoffersson	per.christoffersson@teliasonera.com	COMSEC
Gelbord	B.S.Gelbord@telecom.tno.nl	TNO TELECOM
Gilbert	henri.gilbert@francetelecom.com	France TELECOM
Handschuh	helena.handschuh@gemplus.com	GEMPLUS SA
Martin	tobias.martin@t-systems.com	T-SYSTEMS INTERNATIONAL GmbH
Matsui	matsui@iss.isl.melco.co.jp	MITSUBISHI ELECTRIC CORP.
Nilsen	leif.nilsen@no.thalesgroup.com	THALES NORWAY AS
Nyberg	kaisa.nyberg@nokia.com	NOKIA CORPORATION
Schneider	Tim.Schneider@t-systems.com	T-SYSTEMS INTERNATIONAL GmbH

The table below shows expenditure on this activity for Q2.

STF 278	Jan.	Feb.	March	April	May	June	July	Aug.	Sept.	Oct.	Nov.	Dec.	Total days	Total kEUR
S. Babbage	7,00	8,00	10,00	0,00	0,00	0,00							25,00	
N. Bone	1,00	0,00	0,00	0,00	0,00	0,00							1,00	
P. Christoffersson	5,00	2,00	3,00	3,00	2,00	2,00							17,00	
H. Handschuch	5,00	5,00	4,00	3,00	2,00	3,00							22,00	
T. Martin	1,75	1,00	1,00	4,50	1,25	2,25							11,75	
L. Nilsen	3,00	2,00	2,00	5,00	6,00	4,00							22,00	
T. Schneider	2,00	9,25	4,25	19,75	9,25	7,50							52,00	
Total	24,75	27,25	24,25	35,25	20,50	18,75	0,00	0,00	0,00	0,00	0,00	0,00	150,75	90,45

3.2 Subcontracts S30 on External evaluation of UEA2/UIA2 Algorithms

The external evaluation of the algorithms described above will be performed by the following companies, with the required funding being taken from the 3GPP Contingency:

Company's name	Contract No.	Contact Person	Amount Contracted (EUR)	Amount paid by ETSI
Alice and Bob Technologies	S30/01	Mr. Bart Preneel	20 000 EUR	Not paid yet
Cryptolog SARL	S30/02	Mr. Alexandre Stern	20 000 EUR	Not paid yet
Total			40 000 EUR	

4 Contingency

40 kEUR has been allocated from the contingency during Q2 for the external evaluation of the UEA2 and UIA2 algorithms.

Contingency	Contingency Allocated
200	40 K€ allocated for external evaluation of UEA2/UIA2 Algorithms

5 Year 2005 Partner Contributions

The following tables give the contributions expected from the Organizational Partners in year 2005. These tables do not take into account the credit notes that may be issued in respect of the year 2004 surplus.

5.1 ARIB (22 Members)

Budget category	Amount (k€)
Equal division of Support budget	193
Proportional division of Support budget	414
Total	606
Deduction for provision of human resources	136,20
Amount due	469,80

5.2 CCSA (6 Members)

Budget category	Amount (k€)
Equal division of Support budget	193
Proportional division of Support budget	113
Amount due	306,00

5.3 ETSI (190 Members)

Budget category	Amount (k€)
Equal division of Support budget	193
Proportional division of Support budget	3573
Amount due	3765,00

5.4 ATIS (15 Members)

Budget category	Amount (k€)
Equal division of Support budget	193

Proportional division of Support budget	282
Amount due	475,00

5.5 TTA (6 Members)

Budget category	Amount (k€)
Equal division of Support budget	193
Proportional division of Support budget	113
Total	306
Deduction for provision of human resources	136,20
Amount due	169,80

5.6 TTC (7 Members)

Budget category	Amount (k€)
Equal division of Support budget	193
Proportional division of Support budget	132
Amount due	324,00

5.7 Total income expected from Partners

Total Financial Payment expected from Partners = 5509,60 kEUR

Value of voluntary resources from Partners = 272,40 kEUR

Total = 5782,00 kEUR

6 Invoices and credit notes issued 2005

The following credit notes and invoices were addressed to 3GPP Partners for 2005.

ARIB (Japan)

2004 CREDIT NOTE	dated 31/03/2005	50 740 EUR
2005 INVOICE	dated 31/03/2005	469 800 EUR
AMOUNT DUE	dated 19/04/2005	419 060 EUR

CCSA (China)

2004 CREDIT NOTE	dated 31/03/2005	25 550 EUR
2005 INVOICE	dated 31/03/2005	306 000 EUR
AMOUNT DUE	dated 19/04/2005	280 450 EUR

ETSI (France)

2004 CREDIT NOTE	dated 31/03/2005	268 790 EUR
2005 INVOICE	dated 31/03/2005	3 765 000 EUR
AMOUNT DUE		3 496 210 EUR

ATIS (United States)

2004 CREDIT NOTE	dated 31/03/2005	39 900 EUR
2005 INVOICE	dated 31/03/2005	475 000 EUR
AMOUNT DUE	dated 19/04/2005	435 100 EUR

TTA (Korea)

2004 CREDIT NOTE	dated 31/03/2005	29 140 EUR
2005 INVOICE	dated 31/03/2005	169 800 EUR
AMOUNT DUE	dated 19/04/2005	140 660 EUR

TTC (Japan)

2004 CREDIT NOTE	dated 31/03/2005	27 310 EUR
2005 INVOICE	dated 31/03/2005	324 000 EUR
AMOUNT DUE	dated 19/04/2005	296 690 EUR

TOTAL PAYMENTS DUE = **5 068 170 EUR**

7 Payments received in year 2005 from 3GPP Partners

The following payments have been *received* from 3GPP Organizational Partners during year 2005.

ARIB (Japan)

Amount due	419 060 EUR	
Amount Paid	419 060 EUR	24.06.05

CCSA (China)

Amount due	280 450 EUR	
Amount Paid	none	

ETSI (France)

Amount due	3 496 210 EUR	
Amount Paid	3 496 210 EUR	31.03.05

ATIS (USA)

Amount due	435 100 EUR	
Amount Paid	360 000 EUR	16.06.05
	75 100 EUR	xx.09.05

TTA (Korea)

Amount due	140 660 EUR	
Amount Paid	140 660 EUR	27.05.05

TTC (Japan)

Amount due	296 690 EUR	
Amount Paid	148 345 EUR	31.05.05
Amount Paid	148 345 EUR	xx.09.05

TOTAL PAYMENTS RECEIVED FROM ORGANIZATIONAL PARTNERS = 4 787 720 EUR

Additional contributions:

GSMA

Amount due	78 000 EUR	
Amount Paid	78 000 EUR	05.04.05

GCF

Amount due **39 000 EUR**
Amount Paid **39 000 EUR** **15.04.05**

Cingular/ Lucent

Amount due **13 000 EUR**
Amount Paid **invoiced but not yet paid**

Cingular/ Ericsson

Amount due **13 000 EUR**
Amount Paid **invoiced but not yet paid**

Cingular/ Siemens

Amount due **13 000 EUR**
Amount Paid **invoiced but not yet paid**