

Source: FFG Chairman
Title: Financial Report for year 2002
Agenda item: 6.2

Document for:

Decision	
Discussion	
Information	X

This report provides detailed information on financial matters concerning the Mobile Competence Centre for year 2002. For completeness and understanding, it contains information relating to the support provided to 3GPP as well as the support provided by MCC to other non-3GPP related bodies.

The figures used throughout this report are based on those available on 22 February 2003.

Table of Contents

1	Year 2002 MCC Expenditure.....	3
1.1	MCC Staff Expenditure (Officers and Assistants).....	3
1.1.1	Additional Staff.....	3
1.2	MCC Contracted Support Experts Expenditure	4
1.2.1	MCC Contracted Support Experts Expenditure including non remunerated experts	4
1.2.2	MCC Contracted Support Experts Expenditure excluding non remunerated experts	5
1.2.3	MCC Contracted Experts Expenditure Detailed Breakdown by Activity.....	6
1.3	MCC Travel and Subsistence.....	11
2	Year 2002 Expenditure for 3GPP Task Forces	11
2.1	MCC Task Force 160 - 3GPP ATs and PIXIT for UE R99	11
3	MCC Subcontracts.....	12
3.1	S14 & S15 - Adaptive Multi-Rate Wide Band (AMR-WB) (History).....	12
	Contact Person.....	12
	LISTENING Laboratories	12
	Contact Person.....	12
3.2	A5/3 Algorithm Development (Task S18)	13
3.3	Performance Characterisation of default Codecs for Packet Switched conversational multimedia applications.....	13
4	Contingency	13
5	Year 2002 Partner Contributions	14
5.1	Breakdown of Partner Contributions expected for 2002	14
5.1.1	ARIB.....	14
5.1.2	CWTS.....	14
5.1.3	ETSI.....	14
5.1.4	T1.....	15
5.1.5	TTA	15
5.1.6	TTC	15
5.1.7	GSM Association.....	15
5.1.8	Total income expected from Partners	15
5.2	Invoices and credit notes issued in 2002	16
5.3	Payments received in year 2002 from 3GPP Partners	17

1 Year 2002 MCC Expenditure

1.1 MCC Staff Expenditure (Officers and Assistants)



The chart given above shows the year 2002 expenditure for MCC staff (i.e. the permanently employed ETSI Secretariat Staff employed within the Mobile Competence Centre). The staff complement has not changed throughout this year and remains as 4 Support Officers, 5 Assistants, and one Department Head as follows:

David BOSWARTHICK, John MEREDITH, Maurice POPE, Adrian ZOICAS, Marlène FORINA, Karen HUGHES, Susanna KOOISTRA, Florence RAVOIRE, Emmanuelle WURFFEL, Adrian SCRASE

It should be noted that:

- i) One staff member (Susanna Kooistra) has been on maternity leave for part of this period but no replacement has been sought for her. She is due to return to work in March 2003.
- ii) Emmanuelle Wurffel has worked part of her time for an activity that is outside of MCC. The value of the days used for that purpose have been deducted from the year end expenditure figures.

The total year end expenditure for this budget line is **1005 kEUR** (including 35kEUR for non-3GPP related activities) against a budget of **990 kEUR**.

The slight overspend is a result of unused holiday allocation (which represents a financial liability), increased social charges and contractual seniority payments.

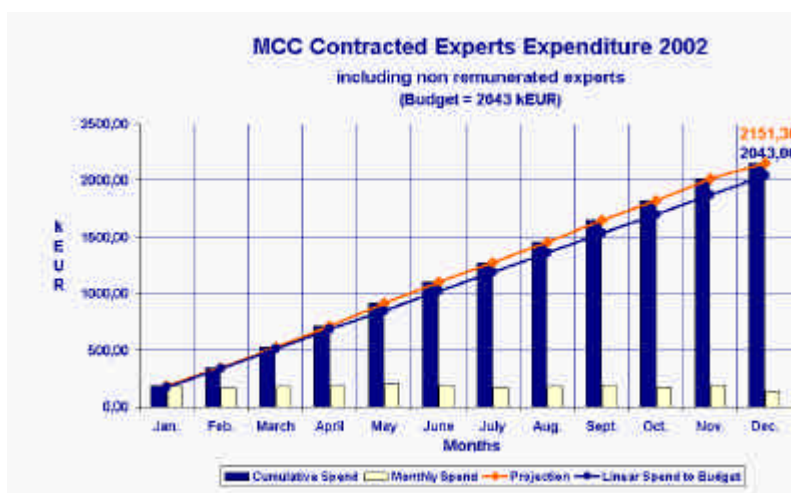
1.1.1 Additional Staff

An additional budget line had been included in the 2002 budget entitled "Additional Staff" to represent the full time employment of Shicheng Hu for the management of TTCN development within MCC. (Shicheng Hu is part of another ETSI Secretariat Department but currently works full time on MCC matters). The year end expenditure for this additional budget line is **145 kEUR** against a budget of **144 kEUR**.

1.2 MCC Contracted Support Experts Expenditure

1.2.1 MCC Contracted Support Experts Expenditure including non remunerated experts

MCC	Jan.	Feb.	March	April	May	June	July	August	Sept.	Oct.	Nov.	Dec.	Total days	Total kEUR
C. Arzelier	0,00	0,00	0,00	0,00	4,00	21,50	23,00	25,00	28,50	23,00	22,00	17,50	164,50	
M. Clayton	21,00	21,00	22,00	22,00	19,50	0,00	15,00	22,50	20,00	16,50	23,50	16,00	219,00	
C. Dietze	0,00	0,00	18,50	19,00	19,00	19,50	20,00	15,00	18,00	21,50	19,50	16,50	186,50	
C. Gutierrez	18,00	17,00	16,00	16,00	22,00	20,00	13,00	19,00	17,00	21,00	20,00	15,00	214,00	
S. Ikeda	19,00	17,00	21,00	20,00	20,00	19,00	17,00	22,00	0,00	0,00	0,00	0,00	155,00	
P.J. Jorgensen	18,00	22,00	22,00	25,00	24,00	21,00	21,00	21,00	27,00	17,00	27,00	17,00	262,00	
A. Jurisic	19,00	20,00	22,50	23,50	21,00	21,00	22,00	20,00	24,00	23,00	21,00	10,50	247,50	
H.C. Kim	23,00	17,00	21,00	21,00	18,00	20,00	13,00	7,00	0,00	0,00	0,00	0,00	140,00	
J. Krause	0,00	0,00	0,00	0,00	17,00	23,00	19,00	22,00	27,00	9,00	21,00	18,00	156,00	
K. Kymalainen	20,00	20,00	18,00	19,00	22,00	21,00	18,00	14,00	22,00	24,00	24,50	12,00	234,50	
F. Rodermund	19,00	18,00	21,50	17,00	22,00	17,50	8,00	20,50	20,00	16,00	21,50	15,00	216,00	
L. Salmeron	20,00	20,00	18,50	20,50	19,50	18,50	21,00	19,50	18,00	16,00	20,50	17,00	229,00	
M. Sanders	22,00	2,50	0,00	0,00	0,00	3,00	0,00	0,00	0,00	0,00	0,00	0,00	27,50	
T. Sasaki	0,00	0,00	0,00	0,00	12,00	20,00	21,50	22,00	21,00	23,00	21,00	15,00	155,50	
A. Sultan	21,50	17,00	19,00	19,50	15,50	21,50	16,00	18,00	19,00	18,00	16,50	14,00	215,50	
C. Taylor	21,00	22,00	21,00	20,00	20,00	0,00	0,00	0,00	0,00	0,00	0,00	0,00	104,00	
G. Thomasen	23,00	16,00	20,00	22,00	21,00	8,00	23,00	12,00	22,00	26,00	21,00	13,00	227,00	
P. Usai	22,00	20,00	20,00	21,00	20,00	20,00	19,00	12,00	21,00	22,00	20,00	15,00	232,00	
H. Van der Veen	21,00	21,00	21,00	18,00	22,00	19,00	0,00	5,00	22,00	0,00	0,00	0,00	149,00	
S. Yoon	0,00	0,00	0,00	0,00	0,00	0,00	0,00	0,00	0,00	17,00	20,00	14,00	51,00	
Total	307,50	270,50	302,00	303,50	338,50	313,50	289,50	296,50	326,50	293,00	319,00	225,50	3585,50	2151,30



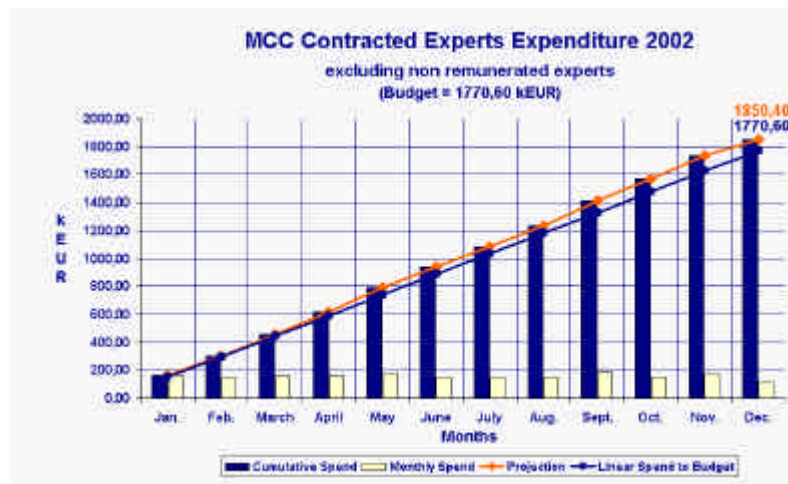
This chart includes the equivalent monetary value of the experts provided by ARIB and TTA

This chart shows the year 2002 expenditure for all Contractors employed within MCC, including the non remunerated experts provided by ARIB and TTA. It can be seen that the year end expenditure for this budget line is **2151,30 kEUR** against a budget of **2043 kEUR**.

The slight overspend is explained by the number of new contractors that arrived during the year and the need for them to undergo training. This was achieved by periods of parallel working which of course had an associated cost.

1.2.2 MCC Contracted Support Experts Expenditure excluding non remunerated experts

MCC	Jan.	Feb.	March	April	May	June	July	August	Sept.	Oct.	Nov.	Dec.	Total days	Total kEUR
C. Arzelier	0,00	0,00	0,00	0,00	4,00	21,50	23,00	25,00	28,50	23,00	22,00	17,50	164,50	
M. Clayton	21,00	21,00	22,00	22,00	19,50	0,00	15,00	22,50	20,00	16,50	23,50	16,00	219,00	
C. Dietze	0,00	0,00	18,50	19,00	19,00	19,50	20,00	15,00	18,00	21,50	19,50	16,50	186,50	
C. Gutierrez	18,00	17,00	16,00	16,00	22,00	20,00	13,00	19,00	17,00	21,00	20,00	15,00	214,00	
P.J. Jorgensen	18,00	22,00	22,00	25,00	24,00	21,00	21,00	21,00	27,00	17,00	27,00	17,00	262,00	
A. Jurisic	19,00	20,00	22,50	23,50	21,00	21,00	22,00	20,00	24,00	23,00	21,00	10,50	247,50	
J. Krause	0,00	0,00	0,00	0,00	17,00	23,00	19,00	22,00	27,00	9,00	21,00	18,00	156,00	
K. Kymalainen	20,00	20,00	18,00	19,00	22,00	21,00	18,00	14,00	22,00	24,00	24,50	12,00	234,50	
F. Rodermund	19,00	18,00	21,50	17,00	22,00	17,50	8,00	20,50	20,00	16,00	21,50	15,00	216,00	
L. Salmeron	20,00	20,00	18,50	20,50	19,50	18,50	21,00	19,50	18,00	16,00	20,50	17,00	229,00	
M. Sanders	22,00	2,50	0,00	0,00	0,00	3,00	0,00	0,00	0,00	0,00	0,00	0,00	27,50	
A. Sultan	21,50	17,00	19,00	19,50	15,50	21,50	16,00	18,00	19,00	18,00	16,50	14,00	215,50	
C. Taylor	21,00	22,00	21,00	20,00	20,00	0,00	0,00	0,00	0,00	0,00	0,00	0,00	104,00	
G. Thomasen	23,00	16,00	20,00	22,00	21,00	8,00	23,00	12,00	22,00	26,00	21,00	13,00	227,00	
P. Usai	22,00	20,00	20,00	21,00	20,00	20,00	19,00	12,00	21,00	22,00	20,00	15,00	232,00	
H. Van der Veen	21,00	21,00	21,00	18,00	22,00	19,00	0,00	5,00	22,00	0,00	0,00	0,00	149,00	
Total	265,50	236,50	260,00	262,50	288,50	254,50	238,00	245,50	305,50	253,00	278,00	196,50	3084,00	1850,40



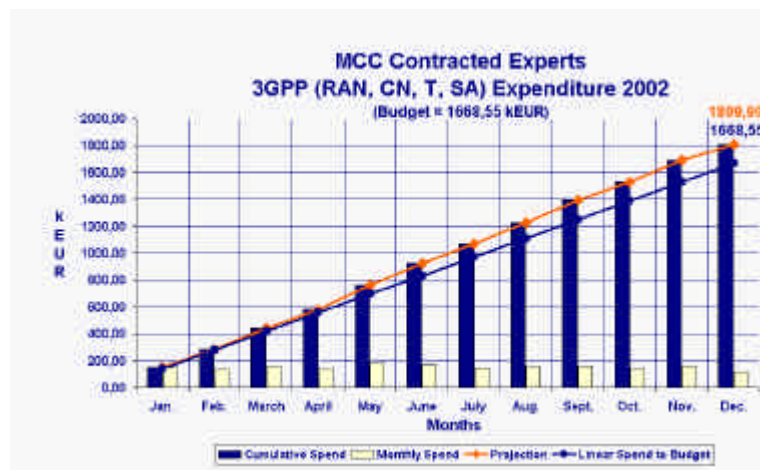
This chart excludes the equivalent monetary value of the experts provided by ARIB and TTA

The chart above shows the accumulated expenditure for MCC Contractors but excludes the value of the non-remunerated experts provided by ARIB and TTA. It can be seen that the year end expenditure was **1850,40 KEUR** against a budget of **1770,60 KEUR**.

1.2.3 MCC Contracted Experts Expenditure Detailed Breakdown by Activity

1.2.3.1 3GPP (RAN, CN, T, SA)

MCC	Jan.	Feb.	March	April	May	June	July	August	Sept.	Oct.	Nov.	Dec.	Total days	Total kEUR
C. Arzelier	0,00	0,00	0,00	0,00	4,00	21,50	23,00	25,00	28,50	23,00	22,00	17,50	164,50	
M. Clayton	21,00	12,00	22,00	11,00	19,50	0,00	12,00	14,50	20,00	16,50	17,50	12,00	178,00	
C. Dietze	0,00	0,00	11,50	10,00	15,00	10,50	10,50	14,00	8,50	10,50	16,50	14,50	121,50	
C. Gutierrez	12,00	17,00	10,50	16,00	19,00	20,00	13,00	19,00	13,50	9,00	17,00	15,00	181,00	
S. Ikeda	19,00	17,00	21,00	20,00	20,00	19,00	17,00	22,00	0,00	0,00	0,00	0,00	155,00	
P.J. Jorgensen	18,00	22,00	22,00	25,00	24,00	21,00	21,00	21,00	27,00	17,00	27,00	17,00	262,00	
A. Jurisic	19,00	20,00	22,50	23,50	21,00	21,00	22,00	20,00	24,00	23,00	21,00	10,50	247,50	
H.C. Kim	23,00	17,00	21,00	21,00	18,00	20,00	13,00	7,00	0,00	0,00	0,00	0,00	140,00	
J. Krause	0,00	0,00	0,00	0,00	17,00	23,00	19,00	22,00	27,00	9,00	21,00	18,00	156,00	
K. Kymalainen	20,00	20,00	18,00	19,00	22,00	21,00	18,00	14,00	22,00	24,00	24,50	12,00	234,50	
F. Rodermund	19,00	18,00	21,50	17,00	22,00	17,50	8,00	20,50	20,00	16,00	21,50	15,00	216,00	
L. Salmeron	7,50	11,50	14,50	3,00	17,50	12,00	16,00	14,00	11,00	11,00	13,50	14,00	145,50	
M. Sanders	19,50	1,50	0,00	0,00	0,00	0,00	0,00	0,00	0,00	0,00	0,00	0,00	21,00	
T. Sasaki	0,00	0,00	0,00	0,00	12,00	20,00	21,50	22,00	21,00	23,00	21,00	15,00	155,50	
A. Sultan	21,50	17,00	19,00	19,50	15,50	21,50	16,00	18,00	19,00	18,00	16,50	14,00	215,50	
C. Taylor	21,00	22,00	21,00	20,00	20,00	0,00	0,00	0,00	0,00	0,00	0,00	0,00	104,00	
P. Usai	11,00	10,00	15,00	8,00	10,00	10,00	9,00	6,00	11,00	13,00	10,00	8,00	119,00	
H. Van der Veen	21,00	21,00	21,00	18,00	22,00	19,00	0,00	5,00	22,00	0,00	0,00	0,00	149,00	
S. Yoon	0,00	0,00	0,00	0,00	0,00	0,00	0,00	0,00	0,00	17,00	20,00	14,00	51,00	
Total	252,50	226,00	260,50	229,00	298,50	277,00	239,00	264,00	274,50	230,00	269,00	196,50	3016,50	1809,90



This chart shows the use of Contractor resources for the support of 3GPP TSGs SA, CN, RAN and T, but excluding those Contractor resources used for the support of TSG GERAN. It can be seen that the support cost under this budget line is greater than was originally expected and results in a year end expenditure of **1809,90 kEUR** against a budget of **1668,55 kEUR**.

1.2.3.2 3GPP (GERAN)

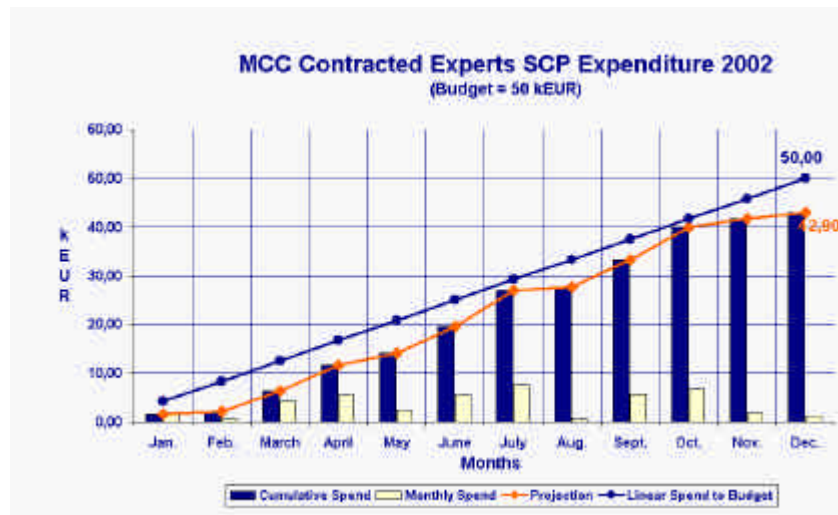
MCC	Jan.	Feb.	March	April	May	June	July	August	Sept.	Oct.	Nov.	Dec.	Total days	Total kEUR
C. Arzelier														
M. Clayton	0,00	8,00	0,00	11,00	0,00	0,00	3,00	8,00	0,00	0,00	6,00	4,00	41,00	
C. Dietze														
C. Gutierrez														
S. Ikeda														
P.J. Jorgensen														
A. Jurisic														
H.C. Kim														
J. Krause														
K. Kymalainen														
F. Rodermund														
L. Salmeron	12,50	8,50	4,00	17,50	2,00	6,50	5,00	5,50	7,00	5,00	7,00	3,00	83,50	
M. Sanders														
T. Sasaki														
A. Sultan														
C. Taylor														
G. Thomasen	23,00	16,00	20,00	22,00	21,00	8,00	23,00	12,00	22,00	26,00	21,00	13,00	227,00	
P. Usai	11,00	10,00	5,00	15,00	10,00	10,00	10,00	6,00	10,00	9,00	10,00	7,00	113,00	
H. Van der Veen														
Total	46,50	43,50	29,00	65,50	33,00	24,50	41,00	31,50	39,00	40,00	44,00	27,00	464,50	278,70



This chart shows the Contractor resources used for the support of TSG GERAN. It can be seen that the year end expenditure was less than originally predicted at **278,70 kEUR** against a budget line of **294,50 kEUR**.

1.2.3.3 ETSI EP SCP

MCC	Jan.	Feb.	March	April	May	June	July	August	Sept.	Oct.	Nov.	Dec.	Total days	Total kEUR
C. Arzelier														
M. Clayton														
C. Dietze	0,00	0,00	7,00	9,00	4,00	9,00	9,50	1,00	9,50	11,00	3,00	2,00	65,00	
C. Gutierrez														
S. Ikeda														
P.J. Jorgensen														
A. Jurisic														
H.C. Kim														
J. Krause														
K. Kymalainen														
F. Rodermund														
L. Salmeron														
M. Sanders	2,50	1,00	0,00	0,00	0,00	0,00	3,00	0,00	0,00	0,00	0,00	0,00	6,50	
T. Sasaki														
A. Sultan														
C. Taylor														
G. Thomasen														
P. Usai														
H. Van der Veen														
Total	2,50	1,00	7,00	9,00	4,00	9,00	12,50	1,00	9,50	11,00	3,00	2,00	71,50	42,90

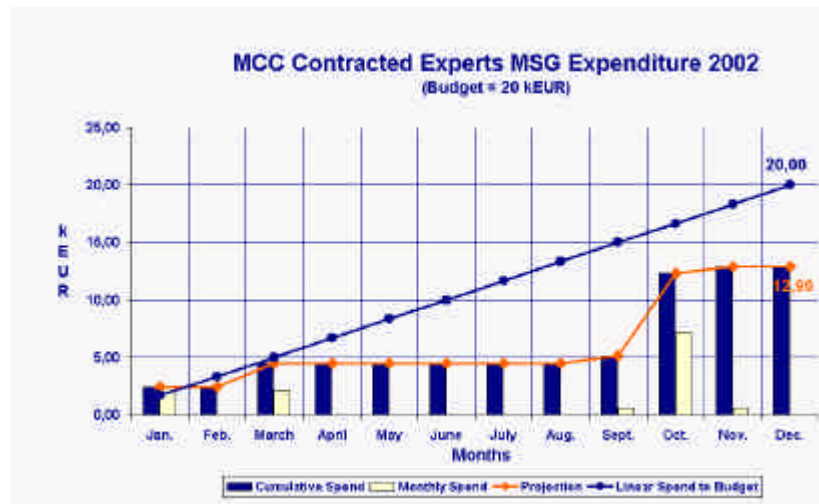


This chart shows the resources used for the support of ETSI SCP (Smart Card Platform).

It should be noted that this activity is currently 100% funded by ETSI.

1.2.3.4 ETSI TC MSG

MCC	Jan.	Feb.	March	April	May	June	July	August	Sept.	Oct.	Nov.	Dec.	Total days	Total kEUR
C. Arzelier														
M. Clayton														
C. Dietze														
C. Gutierrez	4,00	0,00	3,50	0,00	0,00	0,00	0,00	0,00	1,00	12,00	1,00	0,00	21,50	
S. Ikeda														
P.J. Jorgensen														
A. Jurisic														
H.C. Kim														
J. Krause														
K. Kymalainen														
F. Rodermund														
L. Salmeron														
M. Sanders														
T. Sasaki														
A. Sultan														
C. Taylor														
G. Thomasen														
P. Usai														
H. Van der Veen														
Total	4,00	0,00	3,50	0,00	0,00	0,00	0,00	0,00	1,00	12,00	1,00	0,00	21,50	12,90

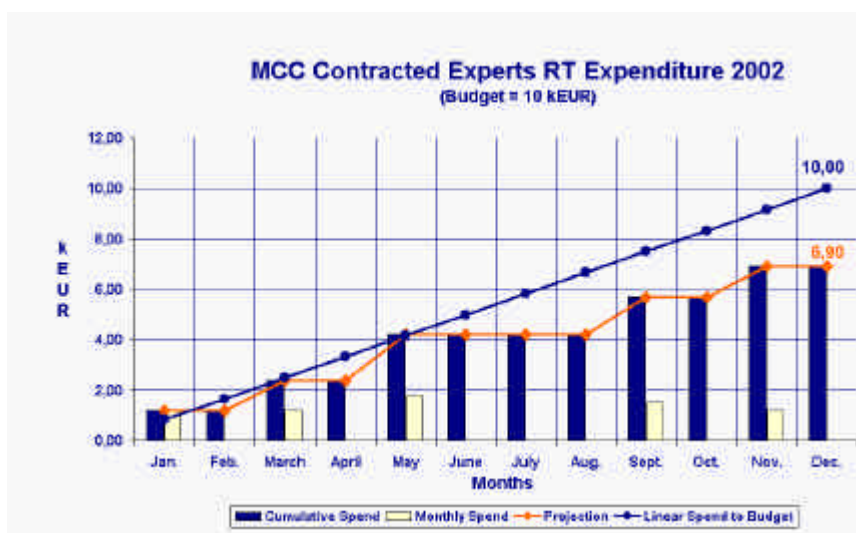


This chart shows the resources used for the support of the ETSI MSG activity.

It should be noted that this activity is currently 100% funded by ETSI.

1.2.3.5 ETSI RT

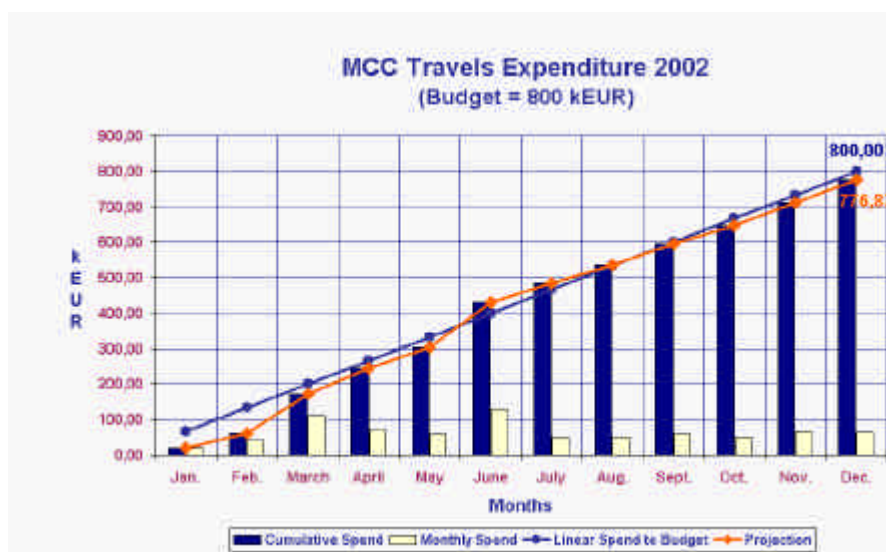
MCC	Jan.	Feb.	March	April	May	June	July	August	Sept.	Oct.	Nov.	Dec.	Total days	Total kEUR
C. Arzelier														
M. Clayton														
C. Dietze														
C. Gutierrez	2,00	0,00	2,00	0,00	3,00	0,00	0,00	0,00	2,50	0,00	2,00	0,00	11,50	
S. Ikeda														
P.J. Jorgensen														
A. Jurisic														
H.C. Kim														
J. Krause														
K. Kymalainen														
F. Rodermund														
L. Salmeron														
M. Sanders														
T. Sasaki														
A. Sultan														
C. Taylor														
G. Thomasen														
P. Usai														
H. Van der Veen														
Total	2,00	0,00	2,00	0,00	3,00	0,00	0,00	0,00	2,50	0,00	2,00	0,00	11,50	6,90



This chart shows the resources used for the support of the ETSI RT activity.

It should be noted that this activity is currently 100% funded by ETSI.

1.3 MCC Travel and Subsistence



This chart shows the travel and subsistence expenditure for MCC in year 2002.

It can be seen that the year end expenditure is **776,87 kEUR** (including 19kEUR for non-3GPP activities) against a budget of **800 kEUR**.

2 Year 2002 Expenditure for 3GPP Task Forces

2.1 MCC Task Force 160 - 3GPP ATs and PIXIT for UE R99

The budget for this activity comprises of three parts :

754 000 EUR provided by the 3GPP Partners.

143 000 EUR provided by the GSM Association as a voluntary payment

30 984,48 EUR provided as a voluntary payment made manufacturers (via the GCF)

Total 2002 budget therefore = **927 984,48 EUR**.

Total of resources used:

The table given below shows the total value of the resources used for the development of TTCN tests for 3GPP. The shaded (green) rows show those resources which were provided voluntarily and for which payment has not been made.

MCC	Jan.	Feb.	March	April	May	June	July	August	Sept.	Oct.	Nov.	Dec.	Total days	Total kEUR
V. Bardaux	18,00	19,50	21,00	21,00	13,00	19,00	23,00	11,00	20,00	20,00	18,00	13,00	216,50	
O. Bergenbruen		4,00	7,00	4,00	5,00	5,00			6,00	2,00	5,00	5,00	43,00	
Chitrakala C.U.									11,00	12,50			23,50	
D.D Fulzele									19,00	20,00	20,00	20,00	79,00	
Nemirajaiah		8,00	14,00				9,00		10,00	6,00			47,00	
S.R Rapolu - 1							22,00	19,00	19,00	0,00	0,00	5,00	65,00	
S.R Rapolu - 2							0,00	0,00	0,00	20,00	20,00	15,00	55,00	
M. Abdul			8,00	22,00	22,00	20,00	22,50	20,00	21,50	23,00	21,00	14,00	194,00	
J. Stolle				16,00	12,00	15,00	19,00	16,00	19,00	17,00	14,00	12,00	140,00	
J. Stromme	3,00												3,00	
N. Wang	25,00						9,00	26,00	26,00	26,50	26,00	20,50	159,00	
E. Weber			17,00	4,00	6,00	10,00	4,00		12,00	3,00	1,00	8,00	65,00	
Total	46,00	31,50	67,00	67,00	58,00	69,00	108,50	92,00	163,50	150,00	125,00	112,50	1090,00	654,00

Resources paid from MCC budget

The table given below shows the resources for which payment has been made (i.e. the voluntary experts have been removed).

MCC	Jan.	Feb.	March	April	May	June	July	August	Sept.	Oct.	Nov.	Dec.	Total days	Total kEUR
V. Bardaux	18,00	19,50	21,00	21,00	13,00	19,00	23,00	11,00	20,00	20,00	18,00	13,00	216,50	
O. Bergenbruen		4,00	7,00	4,00	5,00	5,00			6,00	2,00	5,00	5,00	43,00	
Chitrakala C.U.									11,00	12,50			23,50	
D.D Fulzele									19,00	20,00	20,00	20,00	79,00	
S.R Rapolu - 1							22,00	19,00	19,00	0,00	0,00	5,00	65,00	
Nemirajaiah		8,00	14,00				9,00		10,00	6,00			47,00	
M. Abdul			8,00	22,00	22,00	20,00	22,50	20,00	21,50	23,00	21,00	14,00	194,00	
J. Stolle				16,00	12,00	15,00	19,00	16,00	19,00	17,00	14,00	12,00	140,00	
N. Wang	25,00						9,00	26,00	26,00	26,50	26,00	20,50	159,00	
E. Weber			17,00	4,00	6,00	10,00	4,00		12,00	3,00	1,00	8,00	65,00	
Total	43,00	31,50	67,00	67,00	58,00	69,00	108,50	92,00	163,50	130,00	105,00	97,50	1032,00	619,20

Voluntary Resources provided by 3GPP Individual members

The table given below shows the monetary value of resources for which payment has not been made (i.e. the expertise has been provided on a voluntary basis).

MCC	Jan.	Feb.	March	April	May	June	July	August	Sept.	Oct.	Nov.	Dec.	Total days	Total kEUR
S.R Rapolu - 2							0,00	0,00	0,00	20,00	20,00	15,00	55,00	
J. Stromme	3,00												3,00	
Total	3,00	0,00	0,00	0,00	0,00	0,00	0,00	0,00	0,00	20,00	20,00	15,00	58,00	34,80

3 MCC Subcontracts

3.1 S14 & S15 - Adaptive Multi-Rate Wide Band (AMR-WB) (History)

250 kEUR of Voluntary funding was provided during 2001 for the characterisation of the AMR Wideband Codec.

The tables given below show how that money was used:

HOST Laboratories (22,50 kEUR/experiment)

Company's name	Contract #	Contact Person	Amount contracted
ARCON - USA	S14/01	Mr. J.E. Brunelle	22,50
COMSAT LMGT – USA	S14/02	Mr. D.W. Utley	22,50
Total in kEUR			45,00

LISTENING Laboratories

Company's name	Contract #	Contact Person	Amount contracted
ARCON - USA	S15/01	Mr. J.E. Brunelle	12,00
BT Plc - UK	S15/02	Mr. P.J. Arden	22,00
T-Nova DT Berkorn -DE	S15/03	Ms. I. Islami	22,00
Dynastat, Inc. - USA	S15/04	Mr. I. Panzer	23,00
France Télécom - FR	S15/05	Mr. J.L. Courbon & Mr. D. Pascal	22,00
COMSAT LMGT – USA	S15/06	Mr. D. Utley	23,00
NTT-AT Corp. – JP	S15/07	Mr. I. Irii	12,00
Nokia Research - FIN	S15/08	Mr. D. Tallroth	23,00
Nortel Networks Ltd - CA	S15/09	Mr. A. Patrick	12,00
Total in kEUR			171,00

From the allocated funding (250 kEUR), a total amount of **216 kEUR** (45 + 171) has been contracted.

Following a discussion in SA WG4, and subsequent discussion within the PCG/OP it was decided to carry forward the unused money and to use it for partial funding of the “Performance Characterisation of default Codecs for Packet Switched conversational multimedia applications” (subject to approval of the contributors). See section 3.3 below for further details.

3.2 A5/3 Algorithm Development (Task S18)

Task S18 was for the development of a new GSM algorithm to replace A5/2. It was agreed that the development cost would be shared equally by ETSI, Committee T1 and the GSM Association. It was initially expected that the task would require **127 kEUR** but due to the addition of a further task (Milenage for 2G) the resulting cost was **143,4 kEUR** as indicated in the table below.

Contract No.	Name of expert(s)	Company's name	Number of days	Estimated Amount (k€)
S18/01	G. Roelofsen, B. Gelbord	KPN Valley	21	12 600
S18/02	P. Christoffersson	Telia Promotor AB	16	9 600
S18/03	D. Parkinson	BT Group Plc	32	19 200
S18/04	T. Martin, T. Schneider	T-Nova DT	32	19 200
S18/05	H. Gilbert	FT	16	9 600
S18/06	H. Handschuh	Gemplus SA	16	9 600
S18/07	M. Matsui	Mitsubishi Electric Group	16	9 600
S18/08	K. Nyberg	Nokia Research Center	16	9 600
S18/09	L. Nilsen	Thales Communications AS	32	19 200
S18/10	S. Babbage, N. Bone	Vodafone Group Plc	42	25 200
		TOTAL	239	143 400

3.3 Performance Characterisation of default Codecs for Packet Switched conversational multimedia applications

The PCG/OP agreed the funding of a new task for the “Performance Characterisation of default Codecs for Packet Switched conversational multimedia applications”. The exact funding requirements were not clear but initial funding of **160 kEUR** was allocated from the 2002 contingency. To this will be added the **34 kEUR** carried forward from the previous codec selection task (see section 3.1 above). This gives a total budget allocation of **194 kEUR**.

The work has not yet started since the technical details are still being prepared by SA WG4.

4 Contingency

Contingency	Contingency Allocated
563 kEUR	160 kEUR (Performance Characterisation of default Codecs for Packet Switched conversational multimedia applications)

5 Year 2002 Partner Contributions

5.1 Breakdown of Partner Contributions expected for 2002

The following tables provide a breakdown of the contributions that were **expected** to be provided by the Partners for 3GPP funding in year 2002. (Note: this section shows income expected at the beginning of year 2002. In the case of the GSM Association more income was received throughout the year than was originally expected.)

5.1.1 ARIB

Budget category	Amount (k€)
Equal division of Support budget (RAN, T, SA, CN)	500,15
Proportional division of Support budget (RAN, T, SA, CN)	172,86
Equal division of Specific tasks budget (shared between ARIB and TTC)	94,25
Total	767,26
Deduction for provision of human resources	136,20
Amount due	631,06

5.1.2 CWTS

Budget category	Amount (k€)
Single payment for 3GPP funding	260,00
Amount due	260,00

5.1.3 ETSI

Budget category	Amount (k€)
Equal division of Support budget (RAN, T, SA, CN)	500,15
Proportional division of Support budget (RAN, T, SA, CN)	2068,59
Equal division of Support budget (GERAN)	232,13
Proportional division of Support budget (GERAN)	374,66
Equal division of Specific tasks budget	188,50
Amount due	3364,03

5.1.4 T1

Budget category	Amount (k€)
Equal division of Support budget (RAN, T, SA, CN)	500,15
Proportional division of Support budget (RAN, T, SA, CN)	121,00
Equal division of Support budget (GERAN)	232,13
Proportional division of Support budget (GERAN)	89,59
Equal division of Specific tasks budget	188,50
Amount due	1131,37

5.1.5 TTA

Budget category	Amount (k€)
Equal division of Support budget (RAN, T, SA, CN)	500,15
Proportional division of Support budget (RAN, T, SA, CN)	63,38
Equal division of Specific tasks budget	188,50
Total	752,03
Deduction for provision of human resources	136,2
Amount due	615,83

5.1.6 TTC

Budget category	Amount (k€)
Equal division of Support budget (RAN, T, SA, CN)	500,15
Proportional division of Support budget (RAN, T, SA, CN)	74,91
Equal division of Specific tasks budget (shared between ARIB and TTC)	94,25
Amount due	669,31

5.1.7 GSM Association

Budget category	Amount (k€)
Contribution to A5/3 Algorithm development	47,80
Amount due	47,80

5.1.8 Total income expected from Partners

TOTAL CONTRIBUTION EXPECTED FROM PARTNERS (INC HUMAN RESOURCES) = 6 991.80 kEUR

TOTAL PAYMENT EXPECTED FROM PARTNERS (EXCL HUMAN RESOURCES) = 6719.40 kEUR

5.2 Invoices and credit notes issued in 2002

The following credit notes and invoices were addressed to 3GPP Partners during 2002.

ARIB (Japan)		
CREDIT NOTE	dated 26/04/2002	19 000 EUR
INVOICE	dated 26/04/2002	631 060 EUR
CWTS (China)		
INVOICE	dated 26/04/2002	260 000 EUR
ETSI (France)		
CREDIT NOTE	dated 26/04/2002	204 000 EUR
INVOICE	dated 26/04/2002	3 364 030 EUR
T1 (USA)		
CREDIT NOTE	dated 26/04/2002	39 000 EUR
INVOICE	dated 26/04/2002	1 131 370 EUR
TTA (Korea)		
CREDIT NOTE	dated 26/04/2002	- 6 000 EUR
INVOICE	dated 26/04/2002	615 830 EUR
TTC (Japan)		
CREDIT NOTE	dated 26/04/2002	12 000 EUR
INVOICE	dated 26/04/2002	669 310 EUR
GSM Association		
INVOICE (S18)	dated 08/10/02	48 000 EUR
INVOICE (Task 160)	dated 28/10/02	30 984,48 EUR
INVOICE (Task 160)	dated 28/10/02	143 000 EUR

5.3 Payments received in year 2002 from 3GPP Partners

The following payments have been **received** from 3GPP Organizational Partners during year 2002.

ARIB (Japan)			
Amount due	631 060	EUR	
• paid on	19 000	EUR	22.04.02
• paid on	612 060	EUR	25.06.02

CWTS (China)			
Amount due	260 000	EUR	
paid on	260 000	EUR	25.06.02

ETSI			
Amount due	3 364 030	EUR	
• paid on 26/04/2002	3 364 030	EUR	26.04.02

T1 (USA)			
Amount due	1 131 370	EUR	
• paid on	39 000	EUR	22.04.02
• paid on	849 979,50	EUR	16.07.02
• paid on	180 000	EUR	15.11.02
• paid on	44 000	EUR	23.12.02
• Total paid	1 112 979,50	EUR	(18 390,50 EUR outstanding)

TTA (Korea)			
Amount due	615 830	EUR	
• paid on	310 894	EUR	08.07.02
• paid on	294 072	EUR	08.10.02
• paid on	16 864	EUR	13.12.02

TTC (Japan)			
Amount due	669 310	EUR	
• paid on	12 000	EUR	22.04.02
• paid on	406 318,75	EUR	08.07.02
• paid on	250 991,25	EUR	02.09.02

Total received from Organizational Partners: 6 653 209,50 at 31.12.02

Amount outstanding from Organizational Partners: 18 390,50 at 31.12.02

The following payments have been **received** from other Partners during year 2002.

GSM Association			
Amount due	(S18)	48 000	EUR 04.11.02
• paid on	(Task 160)	38 984,48	EUR 29.11.02
• paid on	(Task 160)	143 000	EUR 29.11.02

Total received from other Partners: 229 984,48 at 31.12.02