

Source: FFG Chairman
Title: Status Report for Q2 2004
Agenda item: 6.2

Document for:

Decision	
Discussion	
Information	X

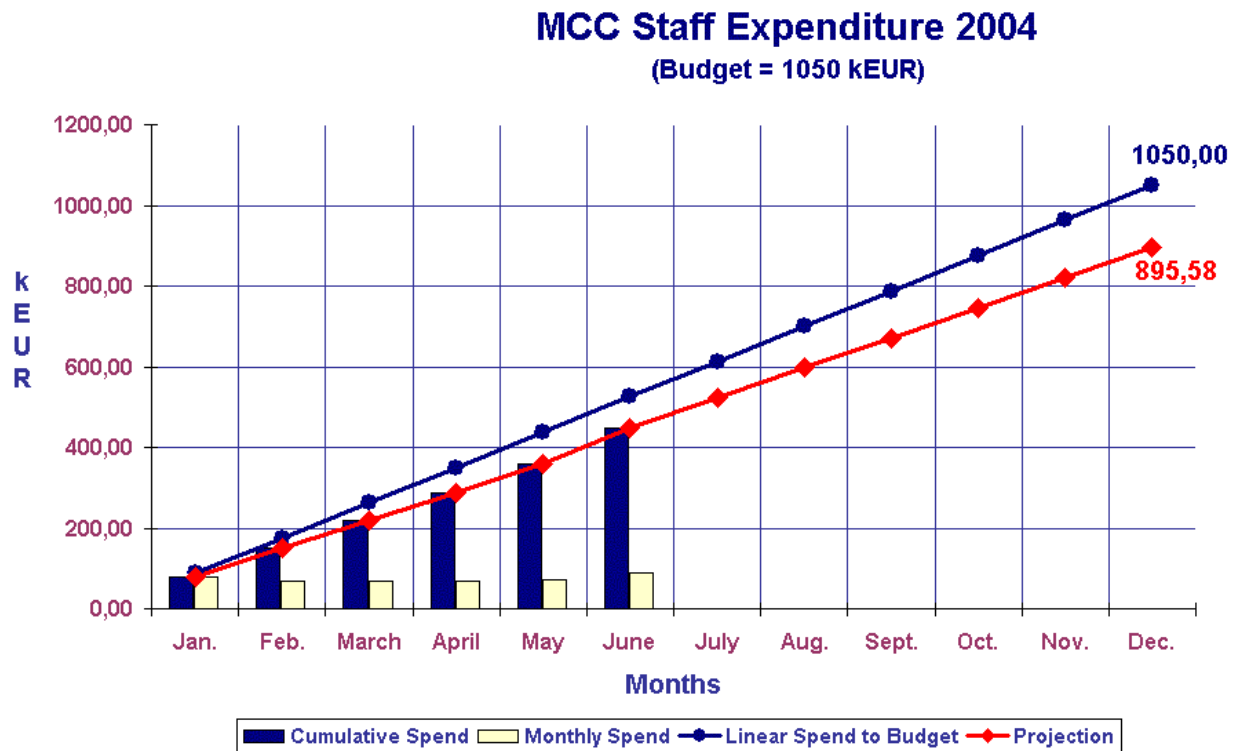
This report provides detailed information on 3GPP income and expenditure for Q2 2004 and is based on figures available at 15 August 2004 and updated to show the latest developments as at 15 September.

Table of Contents

1	Year 2004 MCC Expenditure	3
1.1	MCC Staff Expenditure (Officers and Assistants)	3
1.1.1	Additional Staff 3	
1.2	MCC Contracted Support Experts Expenditure	4
1.2.1	MCC Contracted Support Experts Expenditure including non remunerated experts	4
1.2.2	MCC Contracted Support Experts Expenditure excluding non remunerated experts	6
1.2.3	MCC Contracted Experts Expenditure Detailed Breakdown by Activity	8
1.3	MCC Travel and Subsistence	16
2	Year 2004 Expenditure for 3GPP Task Forces.....	17
2.1	MCC Task Force 160 - 3GPP ATs and PIXIT for UE R99	17
3	MCC Subcontracts	19
3.1	S23 AMR Narrow-Band and the AMR Wide-Band packed switched conversation test	19
3.2	S21 Default Codec Evaluation for Speech Enabled Services	19
	Contact Person	19
3.3	S24 Audio Codec	20
3.4	Sub-contracts S26 on Phase 2 of Packed Switched Conversation Tests	20
4	Contingency	20
5	Year 2004 Partner Contributions.....	21
5.1	ARIB (20 Members).....	21
5.2	CCSA (6 Members)	21
5.3	ETSI (141 Members)	21
5.4	ATIS (14 Members)	21
5.5	TTA (8 Members)	22
5.6	TTC (7 Members)	22
5.7	Total income expected from Partners	22
6	Invoices and credit notes issued 2004	22
7	Payments received in year 2004 from 3GPP Partners	23

1 Year 2004 MCC Expenditure

1.1 MCC Staff Expenditure (Officers and Assistants)



This budget line is for those permanently employed ETSI Secretariat Staff employed within the Mobile Competence Centre. The staff complement is now 4 Support Officers, 4 Assistants, and 0,5 Department Head as follows:

David BOSWARTHICK, John MEREDITH, Maurice POPE, Adrian ZOICAS, Karen HUGHES, Susanna KOOISTRA, Florence RAVOIRE, Emmanuelle WURFFEL, Adrian SCRASE (0,5)

The expenditure to date, and the year end prediction, is well below the budget that was set for the year. The reason for this underspend is that after the budget was set for 2004 the staff complement was reduced by one Assistant and 0,5 Department Head. These reductions reflect the maturity of the Project Support activity and the desire to reduce the overall 3GPP budget.

1.1.1 Additional Staff

An additional budget line is included in the 2004 budget entitled "Additional Staff" to represent the full time employment of Shicheng Hu for the management of TTCN development within MCC. (Shicheng Hu is part of another ETSI Secretariat Department but currently works full time on MCC matters). A budget of **150kEUR** has been set for this item and it is expected to end the year within that budget.

1.2 MCC Contracted Support Experts Expenditure

1.2.1 MCC Contracted Support Experts Expenditure including non remunerated experts

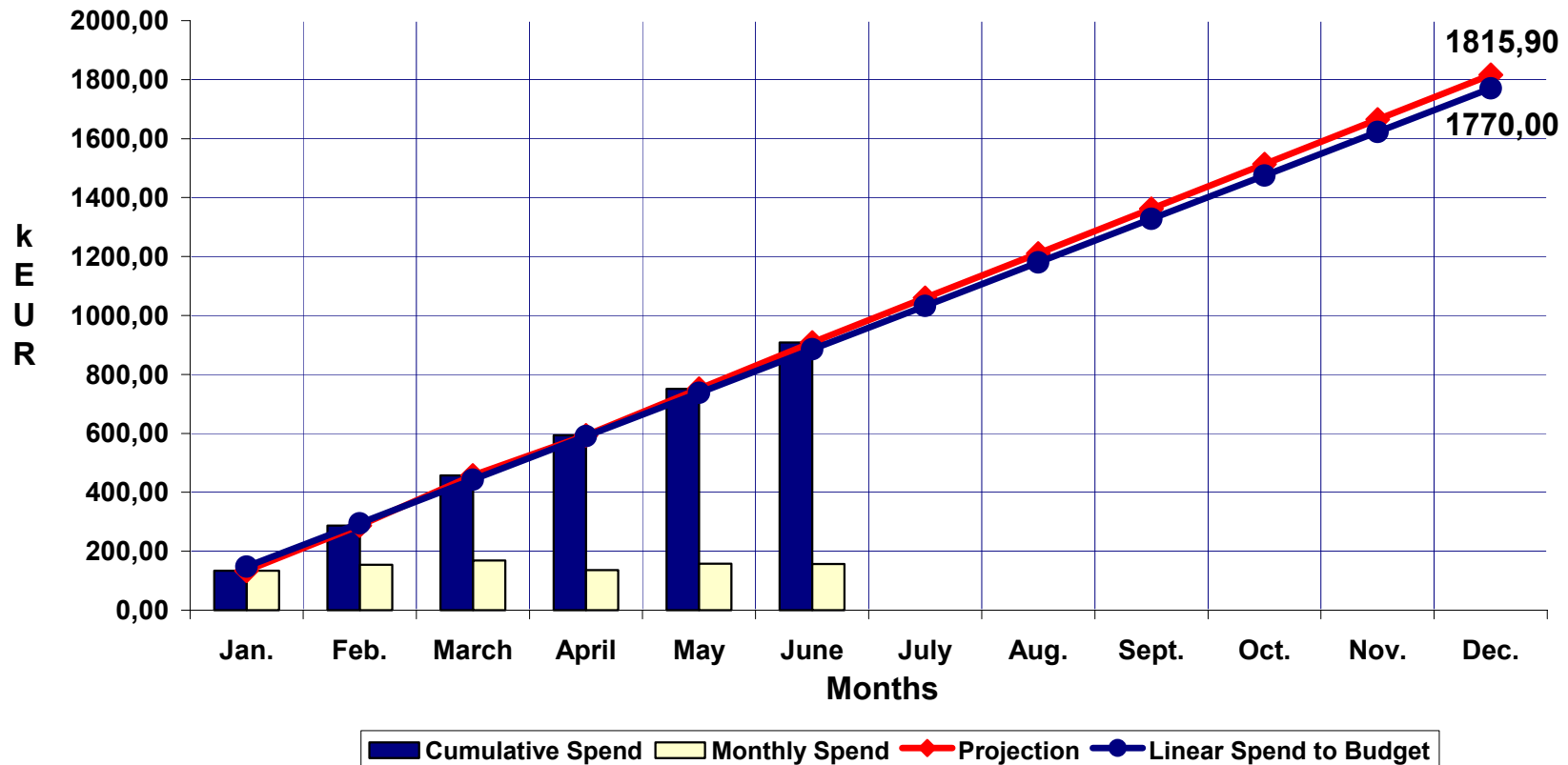
The table and chart given below show the expenditure incurred for MCC Support Experts, including the value of those experts which are provided on a non-remunerated basis. In each case, the number of days worked by each expert can be seen and the total value of that work for Q2 is given as 908 kEUR.

Expenditure is slightly above budget which is quite normal for Q2. This will be corrected during Q3 when the experts take periods of vacation. It should also be noted that one expert (Jorgensen) has left the team at the end of June and that this expert will not be replaced.

One new expert (Yoshi) has joined the Team in June, to replace his predecessor (Sasaki). Both experts will be in post for a period of handover.

MCC	Jan.	Feb.	March	April	May	June	July	August	Sept.	Oct.	Nov.	Dec.	Total days	Total kEUR
C. Arzelier	20,00	21,00	23,00	11,50	27,00	27,00							129,50	
J. Caldenhoven	14,00	22,00	24,00	14,00	22,00	19,00							115,00	
M. Clayton	21,50	20,00	14,25	21,50	20,00	25,00							122,25	
C. Gutierrez	13,00	19,00	20,50	16,50	21,00	20,00							110,00	
Y. Ishii	0,00	0,00	0,00	0,00	0,00	18,00							18,00	
P.J. Jorgensen	21,00	20,00	23,00	8,00	17,00	12,00							101,00	
A. Jurisic	19,00	25,00	22,00	21,50	22,00	21,00							130,50	
K. Kymalainen	14,50	16,00	20,50	20,00	19,00	5,00							95,00	
F. Rodermund	10,00	19,50	22,00	16,50	12,50	15,50							96,00	
T. Sasaki	15,00	15,00	21,00	20,00	19,00	17,00							107,00	
A. Sultan	21,00	22,00	23,00	17,50	22,00	20,00							125,50	
G. Thomasen	21,00	22,00	23,00	22,00	21,00	23,00							132,00	
P. Usaï	15,00	20,00	23,00	16,00	21,00	22,00							117,00	
S. Yoon	18,00	15,00	23,00	22,00	19,50	17,00							114,50	
Total	223,00	256,50	282,25	227,00	263,00	261,50	0,00	0,00	0,00	0,00	0,00	0,00	1513,25	907,95

MCC Contracted Experts Expenditure 2004 including non remunerated experts (Budget = 1770 kEUR)



This chart includes the equivalent monetary value of the experts provided by ARIB and TTA

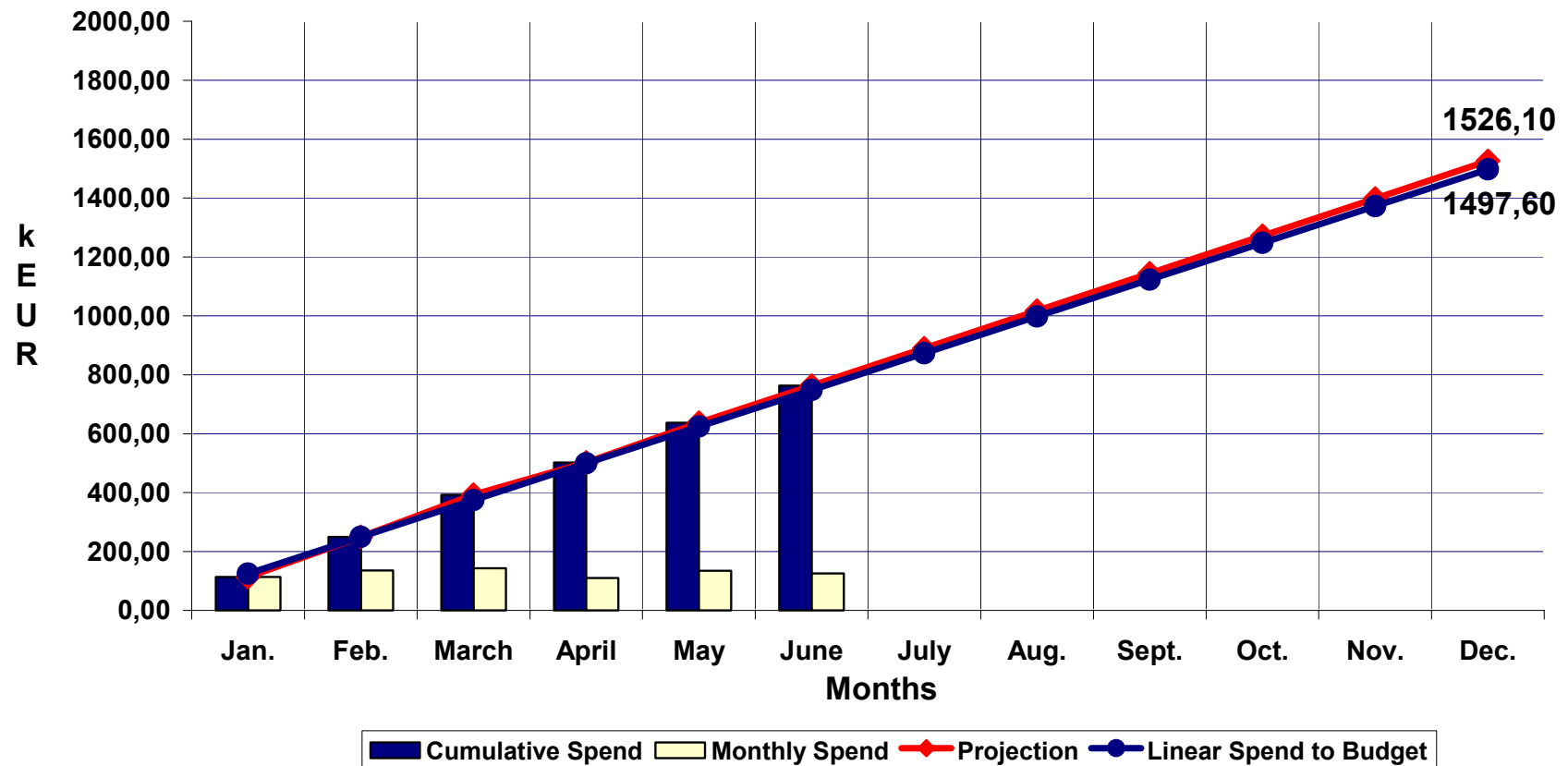
1.2.2 MCC Contracted Support Experts Expenditure excluding non remunerated experts

The table and chart given below show the expenditure incurred for MCC Support Experts, excluding the value of those experts which are provided on a non-remunerated basis. In each case, the number of days worked by each expert can be seen. Expenditure for Q2 is given as 763 kEUR.

MCC	Jan.	Feb.	March	April	May	June	July	August	Sept.	Oct.	Nov.	Dec.	Total days	Total kEUR
C. Arzelier	20,00	21,00	23,00	11,50	27,00	27,00							129,50	
J. Caldenhoven	14,00	22,00	24,00	14,00	22,00	19,00							115,00	
M. Clayton	21,50	20,00	14,25	21,50	20,00	25,00							122,25	
C. Gutierrez	13,00	19,00	20,50	14,50	21,00	20,00							108,00	
P.J. Jorgensen	21,00	20,00	23,00	8,00	17,00	12,00							101,00	
A. Jurisic	19,00	25,00	22,00	21,50	22,00	21,00							130,50	
K. Kymalainen	14,50	16,00	20,50	20,00	19,00	5,00							95,00	
F. Rodermund	10,00	19,50	22,00	16,50	12,50	15,50							96,00	
A. Sultan	21,00	22,00	23,00	17,50	22,00	20,00							125,50	
G. Thomasen	21,00	22,00	23,00	22,00	21,00	23,00							132,00	
P. Usäi	15,00	20,00	23,00	16,00	21,00	22,00							117,00	
Total	190,00	226,50	238,25	183,00	224,50	209,50	0,00	0,00	0,00	0,00	0,00	0,00	1271,75	763,05

MCC Contracted Experts Expenditure 2004

excluding non remunerated experts
(Budget = 1497,40 kEUR)



This chart excludes the equivalent monetary value of the experts provided by ARIB and TTA

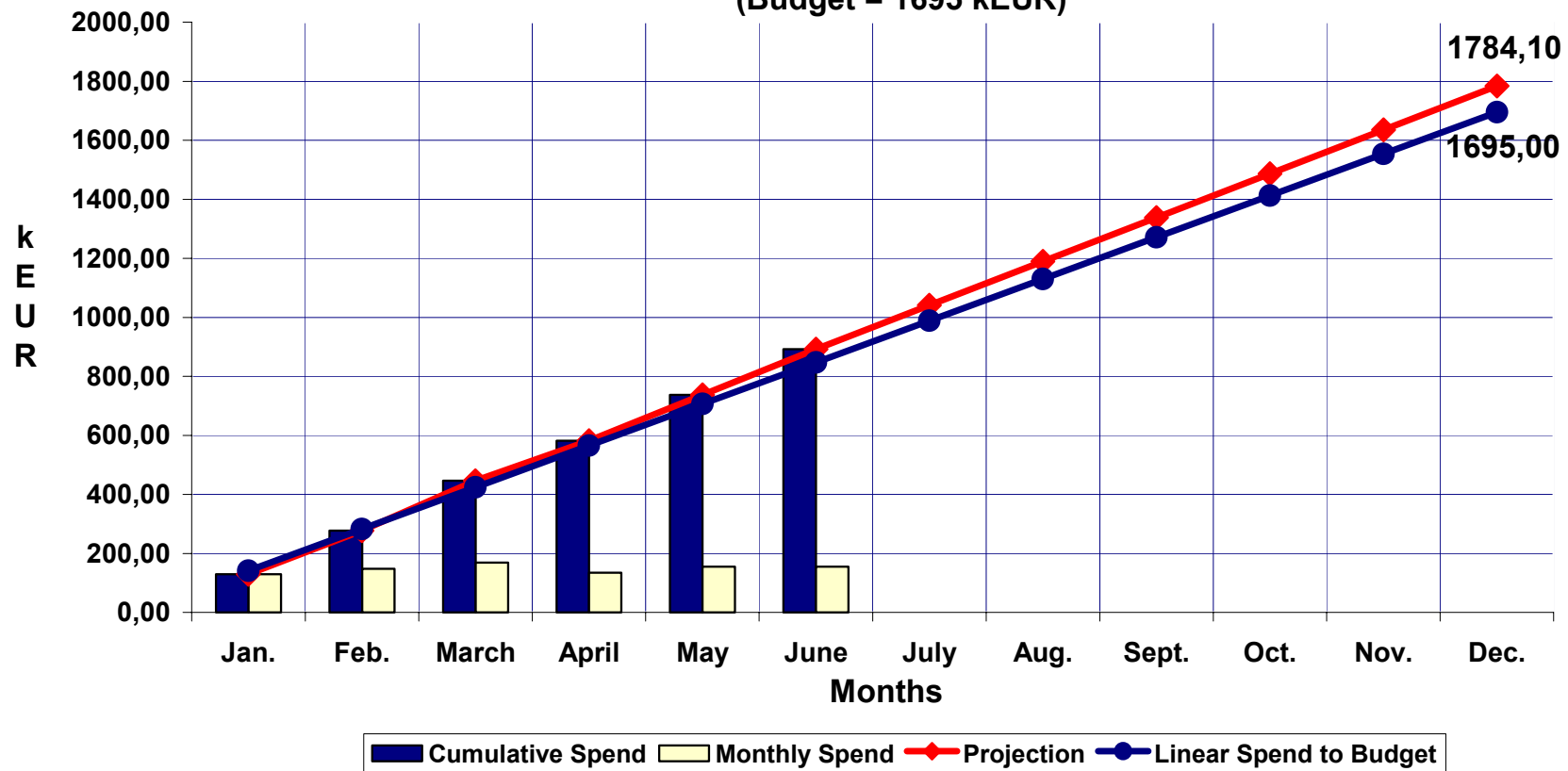
1.2.3 MCC Contracted Experts Expenditure Detailed Breakdown by Activity

1.2.3.1 3GPP

This budget line shows the expenditure incurred by MCC experts in support of 3GPP TSGs. In previous years, the cost of supporting TSG GERAN had been separated out but this is no longer necessary due to the simplification of the Funding Formula. It can be seen that expenditure by end Q2 was at 892 kEUR. This apparent overspend will be corrected during H2 by the reduction of one expert (Jorgensen) and the periods of vacation which will take place in Q3. It is expected that the year will close more or less within the prescribed budget.

MCC	Jan.	Feb.	March	April	May	June	July	August	Sept.	Oct.	Nov.	Dec.	Total days	Total kEUR
C. Arzelier	20,00	21,00	23,00	11,50	27,00	27,00							129,50	
J. Caldenhoven	14,00	22,00	24,00	14,00	22,00	19,00							115,00	
M. Clayton	21,50	20,00	14,25	21,50	20,00	25,00							122,25	
C. Gutierrez	6,00	17,00	20,50	14,50	21,00	17,00							96,00	
Y. Ishii	0,00	0,00	0,00	0,00	0,00	18,00							18,00	
P.J. Jorgensen	21,00	20,00	23,00	8,00	17,00	12,00							101,00	
A. Jurisic	19,00	16,50	22,00	21,50	22,00	21,00							122,00	
K. Kymalainen	14,50	16,00	20,50	20,00	19,00	5,00							95,00	
F. Rodermund	10,00	19,50	22,00	16,50	8,50	15,50							92,00	
T. Sasaki	15,00	15,00	21,00	20,00	19,00	17,00							107,00	
A. Sultan	21,00	22,00	23,00	17,50	22,00	20,00							125,50	
G. Thomasen	21,00	22,00	23,00	22,00	21,00	23,00							132,00	
P. Usai	15,00	20,00	23,00	16,00	21,00	22,00							117,00	
S. Yoon	18,00	15,00	23,00	22,00	19,50	17,00							114,50	
Total	216,00	246,00	282,25	225,00	259,00	258,50	0,00	0,00	0,00	0,00	0,00	0,00	1486,75	892,05

MCC Contracted Experts 3GPP Expenditure 2004 (Budget = 1695 kEUR)



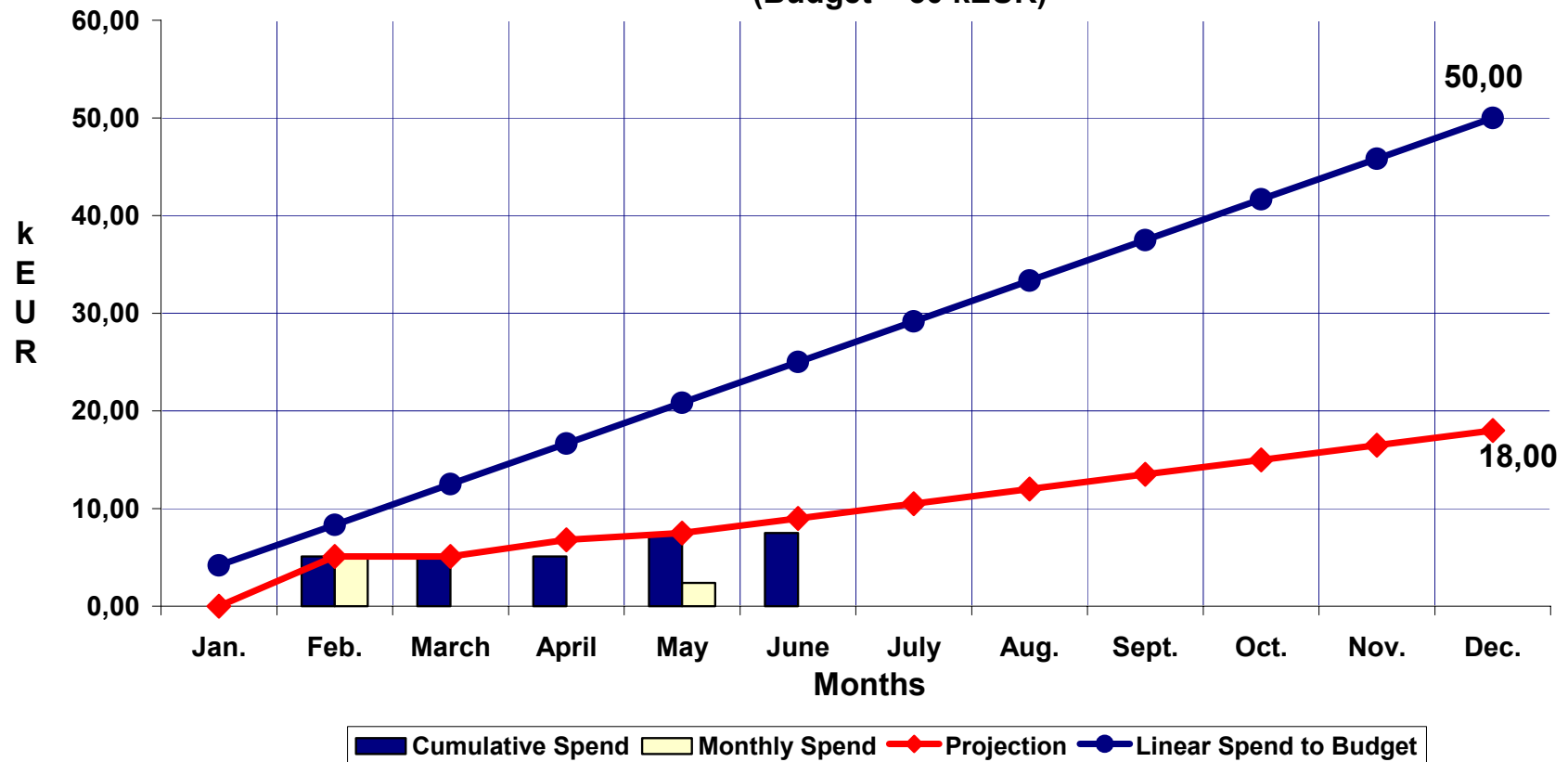
This chart shows the use of Contractor resources for the support of 3GPP TSGs.

1.2.3.2 ETSI EP SCP

This budget line shows the expenditure incurred in support of the ETSI Smart Card Platform activity which is closely related to the work of 3GPP. The activity is 100% funded by ETSI so it is necessary to accurately track the true cost such that it may be deducted from the 3GPP accounts.

MCC	Jan.	Feb.	March	April	May	June	July	August	Sept.	Oct.	Nov.	Dec.	Total days	Total kEUR
C. Arzelier													0,00	
J. Caldenhoven													0,00	
M. Clayton													0,00	
C. Gutierrez													0,00	
Y. Ishii													0,00	
P.J. Jorgensen													0,00	
A. Jurisic	0,00	8,50	0,00	0,00	0,00	0,00							8,50	
K. Kymalainen													0,00	
F. Rodermund	0,00	0,00	0,00	0,00	4,00	0,00							4,00	
T. Sasaki													0,00	
A. Sultan													0,00	
G. Thomasen													0,00	
P. Usai													0,00	
S. Yoon													0,00	
Total	0,00	8,50	0,00	0,00	4,00	0,00	0,00	0,00	0,00	0,00	0,00	0,00	12,50	7,50

MCC Contracted Experts SCP Expenditure 2004 (Budget = 50 kEUR)



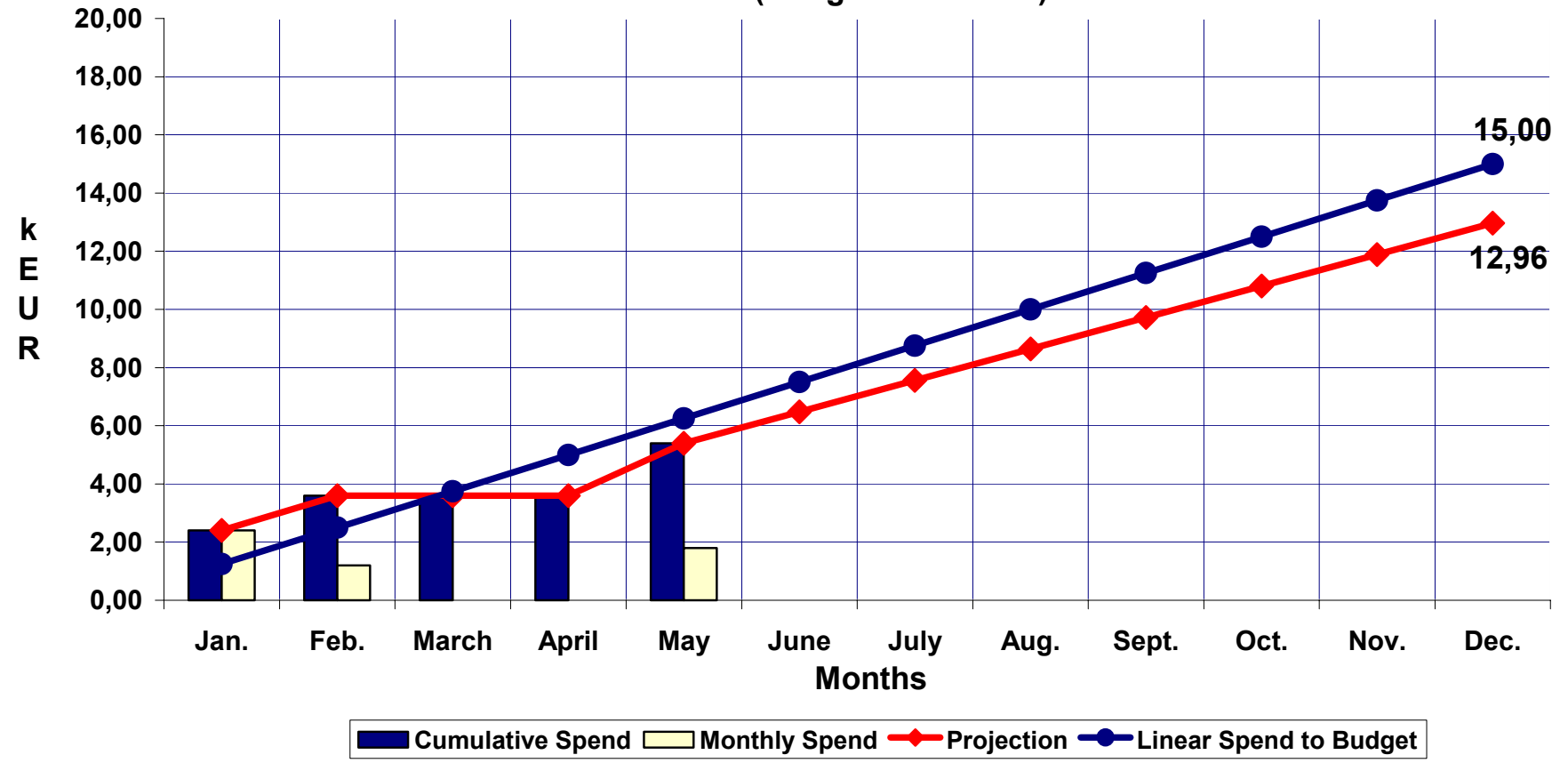
This chart shows the resources used for the support of ETSI SCP (Smart Card Platform).

1.2.3.3 ETSI TC MSG

This budget line shows the expenditure incurred in support of the ETSI Mobile Standards Group activity which is closely aligned with the work of 3GPP. The activity is 100% funded by ETSI so it is necessary to accurately track the true cost such that it may be deducted from the 3GPP accounts.

MCC	Jan.	Feb.	March	April	May	June	July	August	Sept.	Oct.	Nov.	Dec.	Total days	Total kEUR
C. Arzelier													0,00	
J. Caldenhoven													0,00	
M. Clayton													0,00	
C. Gutierrez	4,00	2,00	0,00	0,00	0,00	3,00							9,00	
Y. Ishii													0,00	
P.J. Jorgensen													0,00	
A. Jurisic													0,00	
K. Kymalainen													0,00	
F. Rodermund													0,00	
T. Sasaki													0,00	
A. Sultan													0,00	
G. Thomasen													0,00	
P. Usai													0,00	
S. Yoon													0,00	
Total	4,00	2,00	0,00	0,00	0,00	3,00	0,00	0,00	0,00	0,00	0,00	0,00	9,00	5,40

MCC Contracted Experts MSG Expenditure 2004 (Budget = 15 kEUR)

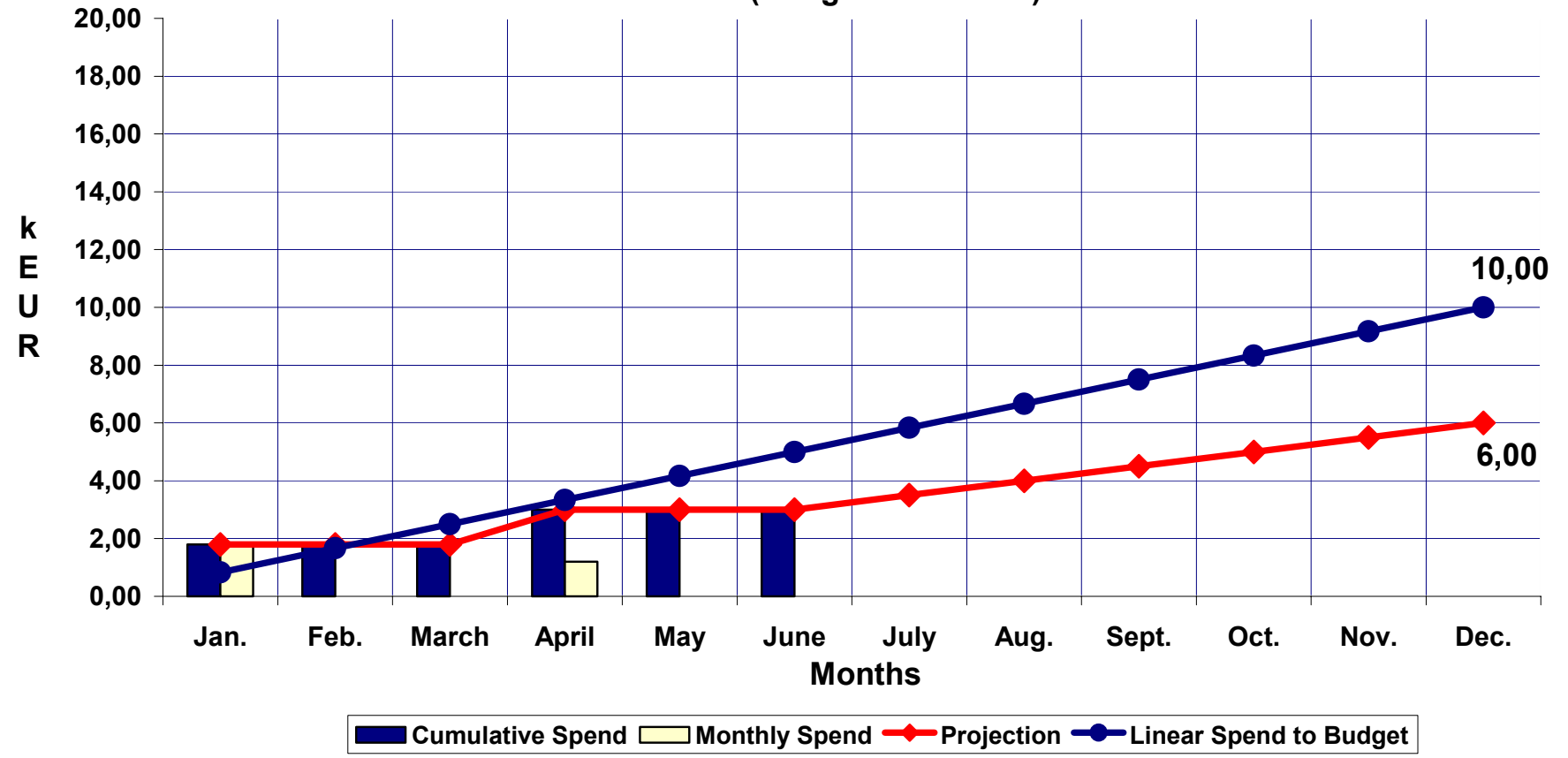


1.2.3.4 ETSI RT

This budget line shows the expenditure incurred in support of the ETSI Railway Telecommunications activity which performs the adaptation of 3GPP's work for deployment in high speed trains. The activity is 100% funded by ETSI so it is necessary to accurately track the true cost such that it may be deducted from the 3GPP accounts.

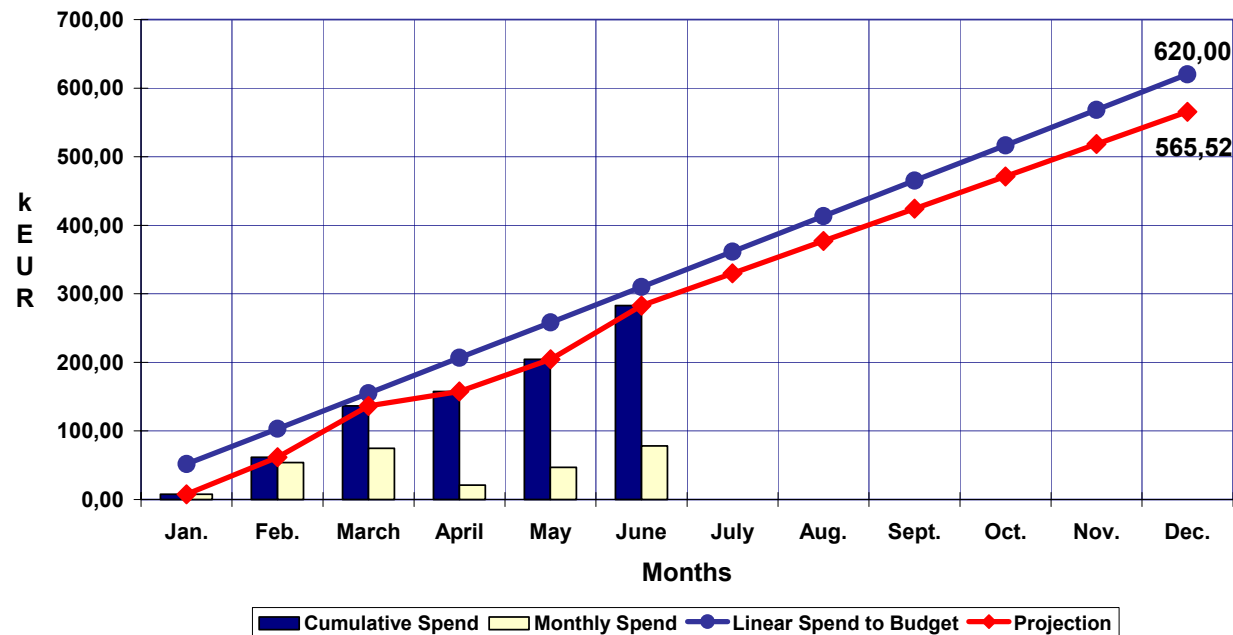
MCC	Jan.	Feb.	March	April	May	June	July	August	Sept.	Oct.	Nov.	Dec.	Total days	Total kEUR
C. Arzelier													0,00	
J. Caldenhoven													0,00	
M. Clayton													0,00	
C. Gutierrez	3,00	0,00	0,00	2,00	0,00	0,00							5,00	
Y. Ishii													0,00	
P.J. Jorgensen													0,00	
A. Jurisic													0,00	
K. Kymalainen													0,00	
F. Rodermund													0,00	
T. Sasaki													0,00	
A. Sultan													0,00	
G. Thomasen													0,00	
P. Usai													0,00	
S. Yoon													0,00	
Total	3,00	0,00	0,00	2,00	0,00	0,00	0,00	0,00	0,00	0,00	0,00	0,00	5,00	3,00

MCC Contracted Experts RT Expenditure 2004 (Budget = 10 kEUR)



1.3 MCC Travel and Subsistence

MCC Travels Expenditure 2004
(Budget = 620 kEUR)



This chart shows the travel and subsistence expenditure for MCC to March 2004.

This budget line has been further reduced for 2004 and it is expected that respect of the budget will be achieved by the further use of low cost airlines and cheaper hotels. A concerted effort has also been made to reduce the number of nights' accommodation to the absolute minimum. The Q2 results show that expenditure is well within budget.

2 Year 2004 Expenditure for 3GPP Task Forces

2.1 MCC Task Force 160 - 3GPP ATs and PIXIT for UE R99

The budget for this activity in 2004 comprises of three parts:

68 000 EUR – carried forward from 2003

754 000 EUR – 2004 allocation

65 000 EUR – GCF Voluntary Contribution (Note: at the beginning of the year, 78 kEUR (6 man-months) of voluntary funding was expected as a contribution towards the Resource Configuration Manager (RCM) costs. In reality, only 65 kEUR was realised due to the late start of the RCM).

Total 2004 budget therefore = **887 000 EUR**.

In addition, voluntary resources have been provided by China to accelerate the development of LCR TDD TTCN.

The tables given below shows the total value of the resources used for the development of TTCN tests for 3GPP.

PAID EXPERTS

STF 160	Jan.	Feb.	March	April	May	June	July	August	Sept.	Oct.	Nov.	Dec.	Total days	Total kEUR
V. Bardaux	0,00	0,00	15,00	15,00	17,50	17,50							65,00	
O. Bergengruen	4,00	4,00	0,00	0,00	5,00	0,00							13,00	
O. Genoud	10,00	12,00	21,00	17,00	15,00	16,00							91,00	
H. Griffiths	0,00	10,00	18,00	19,00	18,00	18,00							83,00	
P. Patil	21,00	20,00	23,00	0,00	0,00	0,00							64,00	
M. Abdul	6,00	12,00	20,00	13,00	16,00	22,00							89,00	
J. K. Sahu	20,00	21,00	23,00	20,00	18,50	22,00							124,50	
I. Sigovich	18,00	0,00	0,00	0,00	0,00	0,00							18,00	
J. Stolle	0,00	0,00	4,00	7,00	6,00	9,00							26,00	
T. Wacker	15,00	14,00	13,00	20,00	16,00	7,50							85,50	
N. Wang	11,00	3,00	0,00	0,00	0,00	0,00							14,00	
E. Weber	0,00	0,00	12,00	4,00	1,00	6,00							23,00	
H. Zischler*	5,00	15,00	22,00	19,00	18,00	20,00							99,00	
Total	110,00	111,00	171,00	134,00	131,00	138,00	0,00	0,00	0,00	0,00	0,00	0,00	795,00	477,00

*=RCM

VOLUNTARY EXPERTS

STF 160	Jan.	Feb.	March	April	May	June	July	August	Sept.	Oct.	Nov.	Dec.	Total days	Total kEUR
J. Ai	0,00	0,00	0,00	26,00	24,00	19,00							69,00	
X. Chen	0,00	0,00	0,00	0,00	0,00	13,00							13,00	
X. Gao	0,00	0,00	0,00	0,00	0,00	3,00							3,00	
H. Hu	0,00	0,00	0,00	26,00	24,00	19,00							69,00	
Y. Zhang	0,00	0,00	0,00	0,00	0,00	3,00							3,00	
H. Zhao	0,00	0,00	0,00	26,00	24,00	23,00							73,00	
Total	0,00	0,00	0,00	78,00	72,00	80,00	0,00	0,00	0,00	0,00	0,00	0,00	230,00	138,00

3 MCC Subcontracts

3.1 S23 AMR Narrow-Band and the AMR Wide-Band packed switched conversation test

The PCG/OP agreed in 2003 the funding of a new task for the "Performance Characterisation of default Codecs for Packet Switched conversational multimedia applications and allocated **160 kEUR** from the 2002 contingency.

To this has been added the **34 kEUR** of voluntary funding carried forward from the previous codec selection task. Authority for this transfer of funds has been received from the relevant companies who provided the funds

This gives a total budget allocation of **194 kEUR**.

The project started on 15 September 2003 and ended on 18 December.

The following laboratories have been contracted to perform the tests:

Company's name	Contract No.	Contact Person	Amount Contracted (EUR)	Amount paid by ETSI
ARCON Corporation, USA	S23/01	Mr. James E. Brunelle	40 000 EUR	Paid
France Télécom R&D, France	S23/02	Mr. Jacques Guichard New contact Person	40 000 EUR	No invoice received As of 15.08.04 To be received soon.
NTT AT Corporation, Japan	S23/03	Mr. Yazuhiko Yamamori	40 000 EUR	Paid
France Télécom R&D, France	S23/03	Mr. Jacques Guichard	40 000 EUR	Paid
		Total	160 000 EUR	120 000 EUR

3.2 S21 Default Codec Evaluation for Speech Enabled Services

This is a 2003 subcontracted task that was voluntarily funded by the following companies:

- Alcatel SEL, Germany 2200 EUR
- Ericsson, Sweden 2200 EUR
- France Télécom, France 2200 EUR
- Motorola, UK 2200 EUR
- Nokia, Finland 2200 EUR

The total value of the subcontract is therefore **11 kEUR**. The activity started on 1 August 2003 and ended on 31 October. The Evaluation Laboratories that have been subcontracted are as follows:

Company's name	Contract No	Contact Person	Amount contracted	Amount Paid ETSI
SpeechWorks International Inc, succeeded by ScanSoft Inc. both located in USA.	S21/01	Mr. Johan Schalkwyk	3 250 EUR	NO INVOICE as of today (15/08/04) despite reminders
IBM, USA	S21/02	Mr. Alexander Sorin	7 750 EUR	7 750 EUR 7904,61 Paid Exchange euro/dollars
		Total paid	7 750 EUR	- 154,61 EUR

3.3 S24 Audio Codec

This is a 2003 subcontracted task that was completed by end of March 2004. The voluntarily funding was provided by the following companies:

Company's name Contract No.	Contact Person	Amount Contracted (EUR)	Amount paid by ETSI
Audio Research Labs S24/01 + S24/12	Mr. Schuyler Quackenbush	15 000 EUR (Mirror Host) 15 000 EUR (Global Analysis)	Paid Paid
Coding Technologies S24/02	Mr. Oliver Kunz	36 000 EUR (Listening Lab)	Paid
Dynastat S24/05	Mr. Ira Panzer	45 000 EUR (Listening Lab)	Paid
Ericsson AB S24/04	Mr. Hans Hermansson	45 000 EUR (Listening Lab)	No Invoice Registered Up to 15.08.04. Clarifications have been Requested.
France Télécom S24/06 + S24/10	Ms. Catherine Quinquis	45 000 EUR (Listening Lab) 10 000 EUR (Material Selection Entity)	Paid Paid
Fraunhofer FhG S24/07	Dr Helmut Schubert	36 000 EUR (Listening Lab)	Paid
NokiaCorporation S24/03	Mr. Jari Hagqvist	45 000 EUR (Listening Lab)	Paid
NTT-AT S24/08	Mr. Hiroshi Irii	45 000 (Listening Lab)	Paid
T-Systems Nova Gmb S24/09 + S24/11	Mr. Ulf Wüstenhagen	20 000 EUR (Host Lab) 45 000 EUR (Listening Lab)	Paid Paid
	Total	402 000 EUR	357 000 EUR

3.4 Sub-contracts S26 on Phase 2 of Packed Switched Conversation Tests

This is a 2003 subcontracted task that was completed by end of March 2004. The voluntarily funding was provided by the following companies:

Company's name	Contract No.	Contact Person	Amount Contracted (EUR)	Amount paid by ETSI
Dynastat Inc	S26/02	Mr. Ira Panzer	10 000 EUR	Paid
France Télécom R&D	S26/01	Ms. Catherine Quinquis	24 000 EUR	Paid
		Total:	34 000 EUR	34 000 EUR

This matter is now closed with no further actions required.

4 Contingency

The contingency has not been used during Q2.

Contingency	Contingency Allocated
200 kEUR	32,5 kEUR (Task 172 – TSG GERAN)

5 Year 2004 Partner Contributions

The following tables give the contributions expected from the Organizational Partners in year 2004. These tables do not take into account the credit notes that may be issued in respect of the year 2003 surplus.

5.1 ARIB (20 Members)

Budget category	Amount (k€)
Equal division of Support budget	201
Proportional division of Support budget	492
Total	693
Deduction for provision of human resources	136,20
Amount due	556,80

5.2 CCSA (6 Members)

Budget category	Amount (k€)
Equal division of Support budget	201
Proportional division of Support budget	148
Amount due	349

5.3 ETSI (141 Members)

Budget category	Amount (k€)
Equal division of Support budget	201
Proportional division of Support budget	3470
Amount due	3671

5.4 ATIS (14 Members)

Budget category	Amount (k€)
Equal division of Support budget	201
Proportional division of Support budget	345
Amount due	545

5.5 TTA (8 Members)

Budget category	Amount (k€)
Equal division of Support budget	201
Proportional division of Support budget	197
Total	398
Deduction for provision of human resources	136,20
Amount due	261,80

5.6 TTC (7 Members)

Budget category	Amount (k€)
Equal division of Support budget	201
Proportional division of Support budget	172
Amount due	373

5.7 Total income expected from Partners

Total Financial Payment expected from Partners = 5756,60 kEUR

Value of voluntary resources from Partners = 272,40 kEUR

Total = 6029,00 kEUR

6 Invoices and credit notes issued 2004

The following credit notes and invoices were addressed to 3GPP Partners for 2004.

ARIB (Japan)

2003 CREDIT NOTE	dated 14/04/2004	35 080 EUR
2004 INVOICE	dated 14/04/2004	556 800 EUR
AMOUNT DUE		521 720 EUR

CCSA (China)

2004 INVOICE	dated 14/04/2004	349 000 EUR
AMOUNT DUE		349 000 EUR

ETSI (France)

2003 CREDIT NOTE	dated 14/04/2004	195 680 EUR
2004 INVOICE	dated 14/04/2004	3 671 000 EUR
AMOUNT DUE		3 475 320 EUR

ATIS (USA)		
2002/2003 OUTSTANDING PAYMENTS		208 370,50 EUR
2003 CREDIT NOTE	dated 14/04/2004	55 640 EUR
2004 INVOICE	dated 14/04/2003	545 000 EUR
AMOUNT DUE		697 730,50 EUR

TTA (Korea)		
2003 CREDIT NOTE	dated 14/04/2003	31 410 EUR
2004 INVOICE	dated 14/04/2003	261 800 EUR
AMOUNT DUE		230 390 EUR

TTC (Japan)		
2003 CREDIT NOTE	dated 14/04/2004	31 730 EUR
2004 INVOICE	dated 14/04/2004	373 000 EUR
AMOUNT DUE		341 270 EUR

TOTAL PAYMENTS DUE = **5 615 430,50 EUR**

7 Payments received in year 2004 from 3GPP Partners

The following payments have been *received* from 3GPP Organizational Partners during year 2004.

ARIB (Japan)		
Amount due	521 720 EUR	
Amount paid	521 720 EUR	25.06.04

CCSA (China)		
Amount due	349 000 EUR	No payment received

ETSI (France)		
Amount due	3 475 320 EUR	
Paid	3 475 320 EUR	14.04.04

ATIS (USA)		
Amount due	697 730,50 EUR	
Paid	697 730,50 EUR	10.09.04

TTA (Korea)		
Amount due	230 390 EUR	
Paid	230 390 EUR	31.08.04

TTC (Japan)		
Amount due	341 270 EUR	
Amount paid	170 635 EUR	01.06.04
Amount paid	170 635 EUR	02.08.04

Amount outstanding from Organizational Partners: 349 000 EUR