

Source: T1
Title: CR's to TS 34.108 v3.10.0 for approval
Agenda item: 5.1.3
Document for: Approval

This document contains 17 CRs to TS 34.108 v3.10.0. These CRs have been agreed by T1 and are put forward to TSG T for approval.

CRs related to general corrections to R99:

Spec	CR	Rev	Release	Subject	Cat	Version Current	Version -New	Doc-2nd-Level	Workitem
34.108	174	-	R99	Combine all Radio Bearer Setup messages into one table	F	3.10.0	3.11.0	T1-030039	
34.108	176	-	R99	Corrections to SB and SIB configurations in clause 6.1 as T1S030045rev1	F	3.10.0	3.11.0	T1-030041	
34.108	178	-	R99	Correction to TS34.108 R99 ; PAGING TYPE1 message (Packet in PS)	F	3.10.0	3.11.0	T1-030043	
34.108	180	-	R99	Clarification of authentication test algorithm and GSM cipher key	F	3.10.0	3.11.0	T1-030045	
34.108	182	-	R99	Addition of simulated network environment for inter-RAT test cases	F	3.10.0	3.11.0	T1-030047	
34.108	184	-	R99	Corrections to SIB1 to align with default values for LAC and RAC in 51.010-1	F	3.10.0	3.11.0	T1-030049	
34.108	186	-	R99	Addition of default inter-RAT handover messages	F	3.10.0	3.11.0	T1-030051	
34.108	188	-	R99	Correction of activation time IEs in default messages	F	3.10.0	3.11.0	T1-030053	
34.108	190	-	R99	Correction to default SECURITY MODE COMMAND message	F	3.10.0	3.11.0	T1-030055	
34.108	192	-	R99	Addition of option for UL CM only in default reference CM patterns	F	3.10.0	3.11.0	T1-030057	
34.108	196	-	R99	Update of the RRC connection request messages in 34.108 R99	F	3.10.0	3.11.0	T1-030062	
34.108	203	-	R99	Modification to Generic Registration Procedures	F	3.10.0	3.11.0	T1-030221	
34.108	205	-	R99	Update of default configurations to enable testing of low end UE	F	3.10.0	3.11.0	T1-030227	

CRs related to reference RAB configurations R99:

Spec	CR	Rev	Release	Subject	Cat	Version Current	Version -New	Doc-2nd-Level	Workitem
34.108	172	-	R99	RAB Removal from R99 TS 34.108 as T1S030001rev1	F	3.10.0	3.11.0	T1-030036	
34.108	194	-	R99	Introduction of a reference RB configuration for RMC for BTFD tests (R99)	F	3.10.0	3.11.0	T1-030059	

CRs related to TDD mode R99:

Spec	CR	Rev	Release	Subject	Cat	Version Current	Version -New	Doc-2nd-Level	Workitem
34.108	199	-	R99	Update of default parameters for 1 to 8 cell environments (TDD), clause 6.1.4, Rel 99	F	3.10.0	3.11.0	T1-030131	
34.108	201	-	R99	Update of Multi-cell environment for default radio conditions (TDD), clause 6.1.6 (Inclusion of cell 4), Rel	F	3.10.0	3.11.0	T1-030209	

				99						
--	--	--	--	----	--	--	--	--	--	--

3GPP TSGT #18
San Antonio 10-14 Feb 03

Tdoc T1-030036

3GPP TSG-T1 Sig SWG #27
San Antonio 11-13 Feb 03

Tdoc # T1S030019

CR-Form-v7	
CHANGE REQUEST	
# 34.108 CR 172 # rev #	# Current version: 3.10.0 #

For **HELP** on using this form, see bottom of this page or look at the pop-up text over the # symbols.

Proposed change affects: UICC apps# ME Radio Access Network Core Network

Title:	# Removal of RAB Combinations from TS 34.108		
Source:	# Three (Hutchison 3G UK)		
Work item code:	# TEI	Date:	# 07/01/2003
Category:	# F	Release:	# R99
	<i>Use one of the following categories:</i> F (correction) A (corresponds to a correction in an earlier release) B (addition of feature), C (functional modification of feature) D (editorial modification) Detailed explanations of the above categories can be found in 3GPP TR 21.900 .		<i>Use one of the following releases:</i> 2 (GSM Phase 2) R96 (Release 1996) R97 (Release 1997) R98 (Release 1998) R99 (Release 1999) Rel-4 (Release 4) Rel-5 (Release 5) Rel-6 (Release 6)

Reason for change: # RAN 2 WG has identified a number of RAB combinations considered by many companies as not providing any useful additional test coverage, that is not already provided by other RAB combination test cases already captured in section 6.10.2. That being the case, the removal of the specified combinations will reduce the burden of effort on T1 and the test industry to provide test cases that are not needed. Also the scope of conformance testing is reduced slightly without impacting the quality of UEs being submitted for GCF certification. The key benefit of this is time saved could be spent on higher priority test cases.

Summary of change: # It is proposed to remove the following combinations of RABs and signalling RBs

1. Combinations on DPCH

6.10.2.2	RAB and SRB
18)	Streaming / unknown / UL:0 DL:64 kbps / CS UL:3.4 DL:3.4 kbps SRBs for DCCH
19)	Streaming / unknown / UL:64 DL:0 kbps / CS + UL:3.4 DL:3.4 kbps SRBs for DCCH
24)	Interactive or background / UL:64 DL:8 kbps / PS RAB + UL:3.4 DL:3.4 kbps SRBs for DCCH
36)	Interactive or background / UL:128 DL:2048 kbps / PS RAB +

	UL:3.4 DL:3.4 kbps SRBs for DCCH
37)	Interactive or background / UL:384 DL:2048 kbps / PS RAB + UL:3.4 DL:3.4 kbps SRBs for DCCH
46)	Conversational / speech / UL:12.2 DL:12.2 kbps / CS RAB + Streaming / unknown / UL:0 DL:64 kbps / CS or PS RAB + UL:3.4 DL:3.4 kbps SRBs for DCCH
54)	Interactive or background / UL:64 DL:128 kbps / PS RAB + Streaming / unknown / UL:0 DL:64 kbps / CS + UL:3.4 DL:3.4 kbps SRBs for DCCH

2. Combinations on DSCH and DPCH

6.10.2.2	RAB and SRB
1)	Interactive or background / UL:64 DL:256 kbps / PS RAB + UL:3.4 DL: 3.4 kbps SRBs for DCCH
4)	Conversational / speech / UL:12.2 DL:12.2 kbps / CS RAB + Interactive or background / UL:64 DL:256 kbps / PS RAB + UL:3.4 DL:3.4 kbps SRBs for DCCH

Consequences if not approved: ☹ The specified RABs will, by definition, be subjected to test case preparation although will probably not be used .

Clauses affected: ☹ Sect 6.10.2

Other specs affected:	☹	<input type="checkbox"/> Y	<input checked="" type="checkbox"/> N	Other core specifications	☹	TS 34.123	
	<input checked="" type="checkbox"/>	<input type="checkbox"/>	<input type="checkbox"/>				Test specifications
	<input type="checkbox"/>	<input checked="" type="checkbox"/>	<input type="checkbox"/>				O&M Specifications

Other comments: ☹

How to create CRs using this form:

Comprehensive information and tips about how to create CRs can be found at <http://www.3gpp.org/specs/CR.htm>. Below is a brief summary:

- 1) Fill out the above form. The symbols above marked ☹ contain pop-up help information about the field that they are closest to.
- 2) Obtain the latest version for the release of the specification to which the change is proposed. Use the MS Word "revision marks" feature (also known as "track changes") when making the changes. All 3GPP specifications can be downloaded from the 3GPP server under <ftp://ftp.3gpp.org/specs/> For the latest version, look for the directory name with the latest date e.g. 2001-03 contains the specifications resulting from the March 2001 TSG meetings.
- 3) With "track changes" disabled, paste the entire CR form (use CTRL-A to select it) into the specification just in front of the clause containing the first piece of changed text. Delete those parts of the specification which are not relevant to the change request.

< New section starts >

6.10.2 RAB and signalling RB for FDD

6.10.2.1 RABs and signalling RBs

In the following clauses, the typical parameter sets are presented for reference RABs, signalling RBs and important combinations of them. The data rate given for each RAB is the maximum data rate that can be supported by that RAB.

NOTE: The granularity for each RAB needs to be clarified.

Table 6.10.2.1.1: Prioritised RABs.

#	Traffic class [15]	SSD [15]	Max. rate, kbps	CS/PS
1	Conversational	Speech	UL:12.2 DL:12.2	CS
1a	Conversational	Speech	UL:(12.2 7.95 5.9 4.75) DL:(12.2 7.95 5.9 4.75)	CS
2	Conversational	Speech	UL:10.2 DL:10.2	CS
2a	Conversational	Speech	UL:(10.2, 6.7, 5.9, 4.75) DL:(10.2, 6.7, 5.9, 4.75)	CS
3	Conversational	Speech	UL:7.95 DL:7.95	CS
4	Conversational	Speech	UL:7.4 DL:7.4	CS
4a	Conversational	Speech	UL:(7.4, 6.7, 5.9, 4.75) DL:(7.4, 6.7, 5.9, 4.75)	CS
5	Conversational	Speech	UL:6.7 DL:6.7	CS
6	Conversational	Speech	UL:5.9 DL:5.9	CS
7	Conversational	Speech	UL:5.15 DL:5.15	CS
8	Conversational	Speech	UL:4.75 DL:4.75	CS
9	Conversational	Unknown	UL:28.8 DL:28.8	CS
10	Conversational	Unknown	UL:64 DL:64	CS
11	Conversational	Unknown	UL:32 DL:32	CS
12	Streaming	Unknown	UL:14.4 DL:14.4	CS
13	Streaming	Unknown	UL:28.8 DL:28.8	CS
14	Streaming	Unknown	UL:57.6 DL:57.6	CS
15	Void Streaming	Unknown	UL:0 DL:64	CS
15a	Streaming	Unknown	UL:16 DL:64	PS
16	Void Streaming	Unknown	UL:64 DL:0	CS
17	Void			
18	Void			
19	Void			
20	Interactive or Background	N/A	UL:32 DL:8	PS
20a	Interactive or Background	N/A	UL:8 DL:8	PS
20b	Interactive or Background	N/A	UL:16 DL:16	PS
20c	Interactive or Background	N/A	UL:32 DL:32	PS
21	Void Interactive or Background	N/A	UL:64 DL:8	PS
22	Interactive or Background	N/A	UL:32 DL:64	PS
23	Interactive or Background	N/A	UL:64 DL:64	PS
24	Interactive or Background	N/A	UL:64 DL:128	PS
25	Interactive or Background	N/A	UL:128 DL:128	PS
26	Interactive or Background	N/A	UL:64 DL:384	PS
27	Interactive or Background	N/A	UL:128 DL:384	PS
28	Interactive or Background	N/A	UL:384 DL:384	PS
29	Interactive or Background	N/A	UL:64 DL:2048	PS
30	Interactive or Background	N/A	UL:128 DL:2048	PS
31	Void Interactive or Background	N/A	UL:384 DL:2048	PS
32	Interactive or Background	N/A	UL:64 DL:256	PS
33	Interactive or Background	N/A	UL:0 DL:32	PS
34	Interactive or Background	N/A	UL:32 DL: 0	PS
35	Interactive or Background	N/A	UL:64 DL:144	PS
36	Interactive or Background	N/A	UL:144 DL:144	PS

Table 6.10.2.1.2: Signalling RBs

#	Maximum rate, kbps	Logical channel	PhyCh onto which SRBs are mapped
1	UL:1.7 DL:1.7	DCCH	DPCH
2	UL:3.4 DL:3.4	DCCH	DPCH
3	UL:13.6 DL:13.6	DCCH	DPCH
4	DL:27.2 (alt. 40.8)	DCCH	SCCPCH
5	UL:16.6	CCCH	PRACH
6	DL:30.4 (alt. 45.6)	CCCH	SCCPCH
7	DL:33.2 (alt. 49.8)	BCCH:	SCCPCH
8	DL:24 (alt. 6.4)	PCCH	SCCPCH

6.10.2.2 Combinations of RABs and Signalling RBs

In the present document, physical channel parameters for following combinations of RABs and signalling RBs on a CCTrCH are described.

NOTE: It is understood that for speech service the AMR mode may be operated asymmetrically for the uplink and downlink.

Combinations on DPCH

- 1) Stand-alone UL:1.7 DL:1.7 kbps SRBs for DCCH.
- 2) Stand-alone UL:3.4 DL:3.4 kbps SRBs for DCCH.
- 3) Stand-alone UL:13.6 DL:13.6 kbps SRBs for DCCH.
- 4) Conversational / speech / UL:12.2 DL:12.2 kbps / CS RAB
+ UL:3.4 DL:3.4 kbps SRBs for DCCH.
- 4a) Conversational / speech / UL:(12.2 7.95 5.9 4.75) DL:(12.2 7.95 5.9 4.75) kbps / CS RAB
+ UL:3.4 DL:3.4 kbps SRBs for DCCH.
- 5) Conversational / speech / UL:10.2 DL:10.2 kbps / CS RAB
+ UL:3.4 DL:3.4 kbps SRBs for DCCH.
- 5a) Conversational / speech / UL:(10.2, 6.7, 5.9, 4.75) DL:(10.2, 6.7, 5.9, 4.75) kbps / CS RAB
+ UL:3.4 DL:3.4 kbps SRBs for DCCH.
- 6) Conversational / speech / UL:7.95 DL:7.95 kbps / CS RAB
+ UL:3.4 DL:3.4 kbps SRBs for DCCH.
- 7) Conversational / speech / UL:7.4 DL:7.4 kbps / CS RAB
+ UL:3.4 DL:3.4 kbps SRBs for DCCH.
- 7a) Conversational / speech / UL:(7.4, 6.7, 5.9, 4.75) DL:(7.4, 6.7, 5.9, 4.75) kbps / CS RAB
+ UL:3.4 DL:3.4 kbps SRBs for DCCH.
- 8) Conversational / speech / UL:6.7 DL:6.7 kbps / CS RAB
+ UL:3.4 DL:3.4 kbps SRBs for DCCH.
- 9) Conversational / speech / UL:5.9 DL:5.9 kbps / CS RAB
+ UL:3.4 DL:3.4 kbps SRBs for DCCH.
- 10) Conversational / speech / UL:5.15 DL:5.15 kbps / CS RAB
+ UL:1.7 DL:1.7 kbps SRBs for DCCH.
- 11) Conversational / speech / UL:4.75 DL:4.75 kbps / CS RAB
+ UL:1.7 DL:1.7 kbps SRBs for DCCH.

- 12) Conversational / unknown / UL:28.8 DL:28.8 kbps / CS RAB
+ UL:3.4 DL:3.4 kbps SRBs for DCCH.
- 13) Conversational / unknown / UL:64 DL:64 kbps / CS RAB
+ UL:3.4 DL:3.4 kbps SRBs for DCCH.
- 14) Conversational / unknown / UL:32 DL:32 kbps / CS RAB
+ UL:3.4 DL:3.4 kbps SRBs for DCCH.
- 15) Streaming / unknown / UL:14.4/DL:14.4 kbps / CS RAB
+ UL:3.4 DL:3.4 kbps SRBs for DCCH.
- 16) Streaming / unknown / UL:28.8/DL:28.8 kbps / CS RAB
+ UL:3.4 DL:3.4 kbps SRBs for DCCH.
- 17) Streaming / unknown / UL:57.6/DL:57.6 kbps / CS RAB
+ UL:3.4 DL:3.4 kbps SRBs for DCCH.
- 18) ~~Streaming / unknown / UL:0 DL:64 kbps / CS RAB~~
~~+UL:3.4 DL:3.4 kbps SRBs for DCCH~~[Void.](#)
- 19) ~~Streaming / unknown / UL:64 DL:0 kbps / CS RAB~~
~~+UL:3.4 DL:3.4 kbps SRBs for DCCH~~[Void.](#)
- 20) Void
- 21) Void
- 22) Void
- 23) Interactive or background / UL:32 DL:8 kbps / PS RAB
+ UL:3.4 DL:3.4 kbps SRBs for DCCH.
- 23a) Interactive or background / UL:8 DL:8 kbps / PS RAB
+ UL:3.4 DL:3.4 kbps SRBs for DCCH.
- 23b) Interactive or background / UL:16 DL:16 kbps / PS RAB
+ UL:3.4 DL:3.4 kbps SRBs for DCCH.
- 23c) Interactive or background / UL:32 DL:32 kbps / PS RAB
+ UL:3.4 DL:3.4 kbps SRBs for DCCH.
- 23d) Interactive or background / UL:32 DL:32 kbps / PS RAB (20 ms TTI)
+ UL:3.4 DL:3.4 kbps SRBs for DCCH.
- 24) ~~Interactive or background / UL:64 DL:8 kbps / PS RAB~~
~~+UL:3.4 DL:3.4 kbps SRBs for DCCH~~[Void.](#)
- 25) Interactive or background / UL:32 DL: 64 kbps / PS RAB
+ UL:3.4 DL:3.4 kbps SRBs for DCCH.
- 26) Interactive or background / UL:64 DL: 64 kbps / PS RAB
+ UL:3.4 DL:3.4 kbps SRBs for DCCH.
- 27) Interactive or background / UL:64 DL:128 kbps / PS RAB
+ UL:3.4 DL:3.4 kbps SRBs for DCCH.
- 28) Interactive or background / UL:128 DL:128 kbps / PS RAB
+ UL:3.4 DL:3.4 kbps SRBs for DCCH.
- 29) Interactive or background / UL:64 DL:144 kbps / PS RAB
+ UL:3.4 DL:3.4 kbps SRBs for DCCH.
- 30) Interactive or background / UL:144 DL:144 kbps / PS RAB
+ UL:3.4 DL:3.4 kbps SRBs for DCCH.

- 31) Interactive or background / UL:64 DL:256 kbps / PS RAB
+ UL:3.4 DL: 3.4 kbps SRBs for DCCH.
- 32) Interactive or background / UL:64 DL:384 kbps / PS RAB
+ UL:3.4 DL: 3.4 kbps SRBs for DCCH.
- 33) Interactive or background / UL:128 DL:384 kbps / PS RAB
+ UL:3.4 DL:3.4 kbps SRBs for DCCH.
- 34) Interactive or background / UL:384 DL:384 kbps / PS RAB
+ UL:3.4 DL:3.4 kbps SRBs for DCCH.
- 35) Interactive or background / UL:64 DL:2048 kbps / PS RAB
+ UL:3.4 DL:3.4 kbps SRBs for DCCH.
- 36) ~~Interactive or background / UL:128 DL:2048 kbps / PS RAB
+ UL:3.4 DL:3.4 kbps SRBs for DCCH~~ [Void](#).
- 37) ~~Interactive or background / UL:384 DL:2048 kbps / PS RAB
+ UL:3.4 DL:3.4 kbps SRBs for DCCH~~ [Void](#).
- 38) Conversational / speech / UL:12.2 DL:12.2 kbps / CS RAB
+ Interactive or background / UL:32 DL:8 kbps / PS RAB
+ UL:3.4 DL:3.4 kbps SRBs for DCCH.
- 38a) Conversational / speech / UL:12.2 DL:12.2 kbps / CS RAB
+ Interactive or background / UL:0 DL:0 kbps / PS RAB
+ UL:3.4 DL:3.4 kbps SRBs for DCCH
- 38b) Conversational / speech / UL:12.2 DL:12.2 kbps / CS RAB
+ Interactive or background / UL:8 DL:8 kbps / PS RAB
+ UL:3.4 DL:3.4 kbps SRBs for DCCH
- 38c) Conversational / speech / UL:12.2 DL:12.2 kbps / CS RAB
+ Interactive or background / UL:32 DL:32 kbps / PS RAB
+ UL:3.4 DL:3.4 kbps SRBs for DCCH
- 38d) Conversational / speech / UL:12.2 DL:12.2 kbps / CS RAB
+ Interactive or background / UL:64 DL:64 kbps / PS RAB
+ Interactive or background / UL:64 DL:64 kbps / PS RAB
+ UL:3.4 DL:3.4 kbps SRBs for DCCH
- 38e) Conversational / speech / UL:(12.2 7.95 5.9 4.75) DL:(12.2 7.95 5.9 4.75) kbps / CS RAB
+ Interactive or background / UL:0 DL:0 kbps / PS RAB
+ UL:3.4 DL:3.4 kbps SRBs for DCCH.
- 38f) Conversational / speech / UL:(12.2 7.95 5.9 4.75) DL:(12.2 7.95 5.9 4.75) kbps / CS RAB
+ Interactive or background / UL:8 DL:8 kbps / PS RAB
+ UL:3.4 DL:3.4 kbps SRBs for DCCH.
- 38g) Conversational / speech / UL:(12.2 7.95 5.9 4.75) DL:(12.2 7.95 5.9 4.75) kbps / CS RAB
+ Interactive or background / UL:16 DL:16 kbps / PS RAB
+ UL:3.4 DL:3.4 kbps SRBs for DCCH.
- 38h) Conversational / speech / UL:(12.2 7.95 5.9 4.75) DL:(12.2 7.95 5.9 4.75) kbps / CS RAB
+ Interactive or background / UL:32 DL:32 kbps / PS RAB
+ UL:3.4 DL:3.4 kbps SRBs for DCCH.
- 38i) Conversational / speech / UL:(12.2 7.95 5.9 4.75) DL:(12.2 7.95 5.9 4.75) kbps / CS RAB
+ Interactive or background / UL:64 DL:64 kbps / PS RAB
+ UL:3.4 DL:3.4 kbps SRBs for DCCH.
- 38j) Conversational / speech / UL:(12.2 7.95 5.9 4.75) DL:(12.2 7.95 5.9 4.75) kbps / CS RAB
+ Interactive or background / UL:64 DL:128 kbps / PS RAB
+ UL:3.4 DL:3.4 kbps SRBs for DCCH.

- 39) Conversational / speech / UL:12.2 DL:12.2 kbps / CS RAB
+ Interactive or background / UL:32 DL:64 kbps / PS RAB
+ UL:3.4 DL:3.4 kbps SRBs for DCCH.
- 40) Conversational / speech / UL:12.2 DL:12.2 kbps / CS RAB
+ Interactive or background / UL:64 DL:64 kbps / PS RAB
+ UL:3.4 DL: 3.4 kbps SRBs for DCCH.
- 41) Conversational / speech / UL:12.2 DL:12.2 kbps / CS RAB
+ Interactive or background / UL:64 DL:128 kbps / PS RAB
+ UL:3.4 DL:3.4 kbps SRBs for DCCH.
- 42) Conversational / speech / UL:12.2 DL:12.2 kbps / CS RAB
+ Interactive or background / UL:64 DL:256 kbps / PS RAB
+ UL:3.4 DL:3.4 kbps SRBs for DCCH.
- 43) Conversational / speech / UL:12.2 DL:12.2 kbps / CS RAB
+ Interactive or background / UL:64 DL:384 kbps / PS RAB
+ UL:3.4 DL:3.4 kbps SRBs for DCCH.
- 44) Conversational / speech / UL:12.2 DL:12.2 kbps / CS RAB
+ Interactive or background / UL:128 DL:2048 kbps / PS RAB
+ UL:3.4 DL:3.4 kbps SRBs for DCCH.
- 45) Conversational / speech / UL:12.2 DL:12.2 kbps / CS RAB
+ Streaming / unknown / UL:57.6 DL:57.6 kbps / CS RAB
+ UL:3.4 DL:3.4 kbps SRBs for DCCH.
- 46) ~~Conversational / speech / UL:12.2 DL:12.2 kbps / CS RAB~~
~~+ Streaming / unknown / UL:0 DL:64 kbps / CS RAB~~
~~+ UL:3.4 DL:3.4 kbps SRBs for DCCH~~Void.
- 47) Void
- 48) Void
- 49) Conversational / speech / UL:12.2 DL:12.2 kbps / CS RAB
+ Conversational / unknown / UL:64 DL:64 kbps / CS RAB
+ UL:3.4 DL:3.4 kbps SRBs for DCCH.
- 49a) Conversational / speech / UL:(12.2 7.95 5.9 4.75) DL:(12.2 7.95 5.9 4.75) kbps / CS RAB
+ Conversational / unknown / UL:64 DL:64 kbps / CS RAB
+ UL:3.4 DL:3.4 kbps SRBs for DCCH.
- 50) Conversational / unknown / UL:64 DL:64 kbps / CS RAB
+ Conversational / unknown / UL:64 DL:64 kbps / CS RAB
+ UL:3.4 DL:3.4 kbps SRBs for DCCH.
- 51) Conversational / unknown / UL:64 DL:64 kbps / CS RAB
+ Interactive or background / UL:64 DL:64 kbps / PS RAB
+ UL:3.4 DL:3.4 kbps SRBs for DCCH.
- 51a) Conversational / unknown / UL:64 DL:64 kbps / CS RAB
+ Interactive or Background / UL:8 DL:8 kbps / PS RAB
+ UL:3.4 DL:3.4 kbps SRBs for DCCH.
- 51b) Conversational / unknown / UL:64 DL:64 kbps / CS RAB
+ Interactive or Background / UL:16 DL:64 kbps / PS RAB
+ UL:3.4 DL:3.4 kbps SRBs for DCCH.
- 52) Conversational / unknown / UL:64 DL:64 kbps / CS RAB
+ Interactive or background / UL:64 DL:128 kbps / PS RAB
+ UL:3.4 DL:3.4 kbps SRBs for DCCH.

- 53) Conversational / unknown / UL:64 DL:64 kbps / CS RAB
+ Interactive or background / UL:128 DL:128 kbps / PS RAB
+ UL:3.4 DL:3.4 kbps SRBs for DCCH.
- 54) ~~Interactive or background / UL:64 kbps DL:128 kbps / PS RAB~~
~~+ Streaming / unknown / UL:0 DL:64 kbps / CS RAB~~
~~+ UL:3.4 DL:3.4 kbps SRBs for DCCH~~Void.
- 55) Void
- 56) Interactive or background / UL:8 DL:8 kbps / PS RAB
+ Interactive or background / UL:8 DL:8 kbps / PS RAB
+ UL:3.4 DL:3.4 kbps SRBs for DCCH.
- 57) Interactive or background / UL:64 DL:64 kbps / PS RAB
+ Interactive or background / UL:64 DL:64 kbps / PS RAB
+ UL:3.4 DL:3.4 kbps SRBs for DCCH.
- 58) Streaming / unknown / UL:16 DL:64 kbps / PS RAB
+ Interactive or background / UL:8 DL:8 kbps / PS RAB
+ UL:3.4 DL:3.4 kbps SRBs for DCCH.

Combinations on DSCH and DPCH

- 1) ~~Interactive or background / UL:64 DL:256 kbps / PS RAB~~
~~+ UL:3.4 DL: 3.4 kbps SRBs for DCCH~~Void.
- 2) Interactive or background / UL:64 DL:384 kbps / PS RAB
+ UL:3.4 DL: 3.4 kbps SRBs for DCCH.
- 3) Interactive or background / UL:64 DL:2048 kbps / PS RAB
+ UL:3.4 DL: 3.4 kbps SRBs for DCCH.
- 4) ~~Conversational / speech / UL:12.2 DL:12.2 kbps / CS RAB~~
~~+ Interactive or background / UL:64 DL:256 kbps / PS RAB~~
~~+ UL:3.4 DL:3.4 kbps SRBs for DCCH~~Void.
- 5) Conversational / speech / UL:12.2 DL:12.2 kbps / CS RAB
+ Interactive or background / UL:64 DL:384 kbps / PS RAB
+ UL:3.4 DL:3.4 kbps SRBs for DCCH.
- 6) Conversational / speech / UL:12.2 DL:12.2 kbps / CS RAB
+ Interactive or background / UL:64 DL:2048 kbps / PS RAB
+ UL:3.4 DL:3.4 kbps SRBs for DCCH.

<New section ends>

<New section starts>

6.10.2.4.1.18 Void. Streaming / unknown / UL:0 DL:64 kbps / CS RAB + UL:3.4 DL:3.4 kbps SRBs for DCCH

~~6.10.2.4.1.18.1~~ — Uplink

~~6.10.2.4.1.18.1.1~~ — Transport channel parameters

~~6.10.2.4.1.18.1.1.1~~ — Transport channel parameters for Streaming / unknown / UL:0 kbps / CS RAB

N/A

6.10.2.4.1.18.1.1.2 — Transport channel parameters for UL:3.4 kbps SRBs for DCCH

See clause 6.10.2.4.1.2.1.1.1.

6.10.2.4.1.18.1.1.3 — TFCS

See clause 6.10.2.4.1.2.1.1.2.

6.10.2.4.1.18.1.2 — Physical channel parameters

See clause 6.10.2.4.1.2.1.2.

6.10.2.4.1.18.2 — Downlink

6.10.2.4.1.18.2.1 — Transport channel parameters

6.10.2.4.1.18.2.1.1 — Transport channel parameters for Streaming / unknown / DL:64 kbps / CS-RAB

Higher layer	RAB/Signalling RB	RAB	
RLC	Logical channel type	DTCH	
	RLC mode	TM	
	Payload sizes, bit	320	
	Max data rate, bps	64000	
	TrD PDU header, bit	0	
MAC	MAC header, bit	0	
	MAC multiplexing	N/A	
Layer 1	TrCH type	DCH	
	TB sizes, bit	320	
	TFS	TF0, bits	0x320 (alt. 1x0) (note)
		TF1, bits	1x320
		TF2, bits	2x320
		TF3, bits	4x320
		TF4, bits	8x320
	TTI, ms	40	
	Coding type	TC	
	CRC, bit	16	
Max number of bits/TTI after channel coding	8076		
RM attribute	125-165		
NOTE: — Alternative 1x0 is used to have CRC present in all transport formats.			

6.10.2.4.1.18.2.1.2 — Transport channel parameters for DL:3.4 kbps SRBs for DCCH

See clause 6.10.2.4.1.2.2.1.1.

6.10.2.4.1.18.2.1.3 — TFCS

TFCS size	10
TFCS	(64 kbps RAB, DCCH)= (TF0, TF0), (TF1, TF0), (TF2, TF0), (TF3, TF0), (TF4, TF0), (TF0, TF1), (TF1, TF1), (TF2, TF1), (TF3, TF1), (TF4, TF1)

6.10.2.4.1.18.2.2 — Physical channel parameters

DPCH Downlink	DTX position		Flexible
	Spreading factor		32
	DPCCH	Number of TFCI bits/slot	8
		Number of TPC bits/slot	4
		Number of Pilot bits/slot	8
	DPDCH	Number of data bits/slot	140
Number of data bits/frame		2100	

6.10.2.4.1.19 Void. Streaming / unknown / UL:64 DL:0 kbps / CS-RAB + UL:3.4 DL:3.4 kbps-SRBs for-DCCH

6.10.2.4.1.19.1 — Uplink

6.10.2.4.1.19.1.1 — Transport channel parameters

6.10.2.4.1.19.1.1.1 — Transport channel parameters for Streaming / unknown / UL:64 kbps / CS-RAB

Higher layer	RAB/Signalling RB	RAB	
RLC	Logical channel type	DTCH	
	RLC mode	TM	
	Payload sizes, bit	320	
	Max data rate, bps	64000	
	TrD PDU header, bit	0	
MAC	MAC header, bit	0	
	MAC multiplexing	N/A	
Layer 1	TrCH type	DTCH	
	TB sizes, bit	320	
	TFS	TF0, bits	0x320
		TF1, bits	1x320
		TF2, bits	2x320
		TF3, bits	4x320
		TF4, bits	8x320
	TTI, ms	40	
	Coding type	TC	
	CRC, bit	16	
	Max number of bits/TTI after channel coding	8076	
Uplink: Max number of bits/radio frame before rate matching	2019		
RM attribute	125-165		

6.10.2.4.1.19.1.1.2 — Transport channel parameters for UL:3.4 kbps-SRBs for-DCCH

See clause 6.10.2.4.1.2.1.1.1.

6.10.2.4.1.19.1.1.3 — TFCS

TFCS size	10
TFCS	(64 kbps-RAB, DCCH)= (TF0, TF0), (TF1, TF0), (TF2, TF0), (TF3, TF0), (TF4, TF0), (TF0, TF1), (TF1, TF1), (TF2, TF1), (TF3, TF1), (TF4, TF1)

~~6.10.2.4.1.19.1.2 — Physical channel parameters~~

DPCH	Min spreading factor	16
Uplink	Max number of DPDCH data bits/radio frame	2400
	Puncturing Limit	4

~~6.10.2.4.1.19.2 — Downlink~~~~6.10.2.4.1.19.2.1 — Transport channel parameters~~~~6.10.2.4.1.19.2.1.1 — Transport channel parameters for Streaming / unknown / DL:0 kbps / CS-RAB~~~~N/A~~~~6.10.2.4.1.19.2.1.2 — Transport channel parameters for DL:3.4 kbps SRBs for DCCH~~~~See clause 6.10.2.4.1.2.2.1.1.~~~~6.10.2.4.1.19.2.1.3 — TFCS~~~~See clause 6.10.2.4.1.2.2.1.2.~~~~6.10.2.4.1.19.2.2 — Physical channel parameters~~~~See clause 6.10.2.4.1.2.2.2.~~

- 6.10.2.4.1.20 Void
- 6.10.2.4.1.21 Void
- 6.10.2.4.1.22 Void
- 6.10.2.4.1.23 Interactive or background / UL:32 DL:8 kbps / PS RAB + UL:3.4 DL:3.4 kbps SRBs for DCCH
- 6.10.2.4.1.23.1 Uplink
- 6.10.2.4.1.23.1.1 Transport channel parameters
- 6.10.2.4.1.23.1.1.1 Transport channel parameters for Interactive or background / UL:32 kbps / PS RAB

Higher layer	RAB/Signalling RB	RAB	
RLC	Logical channel type	DTCH	
	RLC mode	AM	
	Payload sizes, bit	320	
	Max data rate, bps	32000	
	AMD PDU header, bit	16	
MAC	MAC header, bit	0	
	MAC multiplexing	N/A	
Layer 1	TrCH type	DCH	
	TB sizes, bit	336	
	TFS	TF0, bits	0x336
		TF1, bits	1x336
		TF2, bits	2x336 (alt. N/A)
	TTI, ms	20 (alt. 10)	
	Coding type	TC (alt. CC 1/3)	
	CRC, bit	16	
	Max number of bits/TTI after channel coding	2124 (alt. 1080)	
	Uplink: Max number of bits/radio frame before rate matching	1062 (alt. 1080)	
RM attribute	135-175		

- 6.10.2.4.1.23.1.1.2 Transport channel parameters for UL:3.4 kbps SRBs for DCCH

See clause 6.10.2.4.1.2.1.1.1.

- 6.10.2.4.1.23.1.1.3 TFCS

TFCS size	6 (alt. 4)
TFCS	(32 kbps RAB, DCCH)= (TF0, TF0), (TF1, TF0), (TF2, TF0), (TF0, TF1), (TF1, TF1), (TF2, TF1) (alt. (TF0, TF0), (TF1, TF0), (TF0, TF1), (TF1, TF1))

- 6.10.2.4.1.23.1.2 Physical channel parameters

DPCH Uplink	Min spreading factor	32
	Max number of DPDCH data bits/radio frame	1200
	Puncturing Limit	0.88

6.10.2.4.1.23.2 Downlink

6.10.2.4.1.23.2.1 Transport channel parameters

6.10.2.4.1.23.2.1.1 Transport channel parameters for Interactive or background / DL:8 kbps / PS RAB

Higher layer	RAB/Signalling RB	RAB		
RLC	Logical channel type	DTCH		
	RLC mode	AM		
	Payload sizes, bit	320		
	Max data rate, bps	8000		
	AMD PDU header, bit	16		
MAC	MAC header, bit	0		
	MAC multiplexing	N/A		
Layer 1	TrCH type	DCH		
	TB sizes, bit	336		
	TFS	TF0, bits	0x336	
		TF1, bits	1x336	
	TTI, ms	40		
	Coding type	TC (alt. CC 1/3)		
	CRC, bit	16		
	Max number of bits/TTI after channel coding	1068 (alt. 1080)		
	RM attribute	135-175		

6.10.2.4.1.23.2.1.2 Transport channel parameters for UL:3.4 kbps SRBs for DCCH

See clause 6.10.2.4.1.2.2.1.1.

6.10.2.4.1.23.2.1.3 TFCS

TFCS size	4
TFCS	(8 kbps RAB, DCCH)=(TF0, TF0), (TF1, TF0), (TF0, TF1), (TF1, TF1)

6.10.2.4.1.23.2.2 Physical channel parameters

DPCH	DTX position	Flexible	
Downlink	Spreading factor	128	
	DPCCH	Number of TFCI bits/slot	2
		Number of TPC bits/slot	2
		Number of Pilot bits/slot	4
	DPDCH	Number of data bits/slot	32
Number of data bits/frame		480	

6.10.2.4.1.23a Interactive or background / UL:8 DL:8 kbps / PS RAB + UL:3.4 DL:3.4 kbps SRBs for DCCH

6.10.2.4.1.23a.1 Uplink

6.10.2.4.1.23a.1.1 Transport channel parameters

6.10.2.4.1.23a.1.1.1 Transport channel parameters for Interactive or background / UL:8 kbps / PS RAB

Higher Layer	RAB/Signalling RB	RAB	
RLC	Logical channel type	DTCH	
	RLC mode	AM	
	Payload sizes, bit	320	
	Max data rate, bps	8000	
	AMD PDU header, bit	16	
MAC	MAC header, bit	0	
	MAC multiplexing	N/A	
Layer 1	TrCH type	DCH	
	TB sizes, bit	336	
	TFS	TF0, bits	0x336
		TF1, bits	1x336
	TTI, ms	40	
	Coding type	CC 1/3 (alt. TC)	
	CRC, bit	16	
	Max number of bits/TTI after channel coding	1080 (alt. 1068)	
	Uplink: Max number of bits/radio frame before rate matching	270 (alt. 267)	
	RM attribute	135-175	

6.10.2.4.1.23a.1.1.2 Transport channel parameters for UL:3.4 kbps SRBs for DCCH

See clause 6.10.2.4.1.2.1.1.1.

6.10.2.4.1.23a.1.1.3 TFCS

TFCS size	4
TFCS	(8 kbps RAB, DCCH)= (TF0, TF0), (TF1, TF0), (TF0, TF1), (TF1, TF1)

6.10.2.4.1.23a.1.2 Physical channel parameters

DPCH Uplink	Min spreading factor	64
	Max number of DPDCH data bits/radio frame	600
	Puncturing Limit	1.0

6.10.2.4.1.23a.2 Downlink

6.10.2.4.1.23a.2.1 Transport channel parameters

6.10.2.4.1.23a.2.1.1 Transport channel parameters for Interactive or background / DL:8 kbps / PS RAB

Higher layer	RAB/Signalling RB	RAB	
RLC	Logical channel type	DTCH	
	RLC mode	AM	
	Payload sizes, bit	320	
	Max data rate, bps	8000	
	AMD PDU header, bit	16	
MAC	MAC header, bit	0	
	MAC multiplexing	N/A	
Layer 1	TrCH type	DCH	
	TB sizes, bit	336	
	TFS	TF0, bits	0x336
		TF1, bits	1x336
	TTI, ms	40	
	Coding type	CC 1/3 (alt. TC)	
	CRC, bit	16	
	Max number of bits/TTI after channel coding	1080 (alt. 1068)	
	RM attribute	135-175	

6.10.2.4.1.23a.2.1.2 Transport channel parameters for UL:3.4 kbps SRBs for DCCH

See clause 6.10.2.4.1.2.2.1.1.

6.10.2.4.1.23a.2.1.3 TFCS

TFCS size	4
TFCS	(8 kbps RAB, DCCH)=(TF0, TF0), (TF1, TF0), (TF0, TF1), (TF1, TF1)

6.10.2.4.1.23a.2.2 Physical channel parameters

DPCH Downlink	DTX position		Flexible
	Spreading factor		128
	DPCCH	Number of TFCI bits/slot	2
		Number of TPC bits/slot	2
		Number of Pilot bits/slot	4
	DPDCH	Number of data bits/slot	32
		Number of data bits/frame	480

6.10.2.4.1.23b Interactive or background / UL:16 DL:16 kbps / PS RAB + UL:3.4 DL:3.4 kbps SRBs for DCCH

6.10.2.4.1.23b.1 Uplink

6.10.2.4.1.23b.1.1 Transport channel parameters

6.10.2.4.1.23b.1.1.1 Transport channel parameters for Interactive or background / UL:16 kbps / PS RAB

Higher layer	RAB/Signalling RB	RAB	
RLC	Logical channel type	DTCH	
	RLC mode	AM	
	Payload sizes, bit	320	
	Max data rate, bps	16000	
	AMD PDU header, bit	16	
MAC	MAC header, bit	0	
	MAC multiplexing	N/A	
Layer 1	TrCH type	DCH	
	TB sizes, bit	336	
	TFS	TF0, bits	0x336
		TF1, bits	1x336
		TF2, bits	2x336
	TTI, ms	40	
	Coding type	TC	
	CRC, bit	16	
	Max number of bits/TTI after channel coding	2124	
	Uplink: Max number of bits/radio frame before rate matching	531	
RM attribute	135-175		

6.10.2.4.1.23b.1.1.2 Transport channel parameters for UL:3.4 kbps SRBs for DCCH

See clause 6.10.2.4.1.2.1.1.1.

6.10.2.4.1.23b.1.1.3 TFCS

TFCS size	6
TFCS	(16 kbps RAB, DCCH)= (TF0, TF0), (TF1, TF0), (TF2, TF0), (TF0, TF1), (TF1, TF1), (TF2, TF1)

6.10.2.4.1.23b.1.2 Physical channel parameters

DPCH Uplink	Min spreading factor	32
	Max number of DPDCH data bits/radio frame	1200
	Puncturing Limit	1.0

6.10.2.4.1.23b.2 Downlink

6.10.2.4.1.23b.2.1 Transport channel parameters

6.10.2.4.1.23b.2.1.1 Transport channel parameters for Interactive or background / DL:16 kbps / PS RAB

Higher layer	RAB/Signalling RB	RAB	
RLC	Logical channel type	DTCH	
	RLC mode	AM	
	Payload sizes, bit	320	
	Max data rate, bps	16000	
	AMD PDU header, bit	16	
MAC	MAC header, bit	0	
	MAC multiplexing	N/A	
Layer 1	TrCH type	DCH	
	TB sizes, bit	336	
	TFS	TF0, bits	0x336
		TF1, bits	1x336
		TF2, bits	2x336
	TTI, ms	40	
	Coding type	TC	
	CRC, bit	16	
	Max number of bits/TTI after channel coding	2124	
	RM attribute	135-175	

6.10.2.4.1.23b.2.1.2 Transport channel parameters for UL:3.4 kbps SRBs for DCCH

See clause 6.10.2.4.1.2.2.1.1.

6.10.2.4.1.23b.2.1.3 TFCS

TFCS size	6
TFCS	(16 kbps RAB, DCCH)= (TF0, TF0), (TF1, TF0), (TF2, TF0), (TF0, TF1), (TF1, TF1), (TF2, TF1)

6.10.2.4.1.23b.2.2 Physical channel parameters

DPCH Downlink	DTX position		Flexible
	Spreading factor		128
	DPCCH	Number of TFC1 bits/slot	2
		Number of TPC bits/slot	2
		Number of Pilot bits/slot	4
	DPDCH	Number of data bits/slot	32
		Number of data bits/frame	480

6.10.2.4.1.23c Interactive or background / UL:32 DL:32 kbps / PS RAB + UL:3.4 DL:3.4 kbps SRBs for DCCH

6.10.2.4.1.23c.1 Uplink

6.10.2.4.1.23c.1.1 Transport channel parameters

6.10.2.4.1.23c.1.1.1 Transport channel parameters for Interactive or background / UL:32 kbps / PS RAB

Higher layer	RAB/Signalling RB	RAB	
RLC	Logical channel type	DTCH	
	RLC mode	AM	
	Payload sizes, bit	320	
	Max data rate, bps	32000	
	AMD PDU header, bit	16	
MAC	MAC header, bit	0	
	MAC multiplexing	N/A	
Layer 1	TrCH type	DCH	
	TB sizes, bit	336	
	TFS	TF0, bits	0x336
		TF1, bits	1x336
		TF2, bits	2x336
		TF3, bits	3x336
		TF4, bits	4x336
	TTI, ms	40	
	Coding type	TC	
	CRC, bit	16	
	Max number of bits/TTI after channel coding	4236	
Uplink: Max number of bits/radio frame before rate matching	1059		
RM attribute	135-175		

6.10.2.4.1.23c.1.1.2 Transport channel parameters for UL:3.4 kbps SRBs for DCCH

See clause 6.10.2.4.1.2.1.1.1.

6.10.2.4.1.23c.1.1.3 TFCS

TFCS size	10
TFCS	(32 kbps RAB, DCCH)= (TF0,TF0), (TF1,TF0), (TF2,TF0), (TF3,TF0), (TF4,TF0), (TF0,TF1), (TF1,TF1), (TF2,TF1), (TF3,TF1), (TF4,TF1)

6.10.2.4.1.23c.1.2 Physical channel parameters

DPCH Uplink	Min spreading factor	32
	Max number of DPDCH data bits/radio frame	1200
	Puncturing Limit	0.88

6.10.2.4.1.23c.2 Downlink

6.10.2.4.1.23c.2.1 Transport channel parameters

6.10.2.4.1.23c.2.1.1 Transport channel parameters for Interactive or background / DL:32 kbps / PS RAB

Higher layer	RAB/Signalling RB	RAB	
RLC	Logical channel type	DTCH	
	RLC mode	AM	
	Payload sizes, bit	320	
	Max data rate, bps	32000	
	AMD PDU header, bit	16	
MAC	MAC header, bit	0	
	MAC multiplexing	N/A	
Layer 1	TrCH type	DCH	
	TB sizes, bit	336	
	TFS	TF0, bits	0x336
		TF1, bits	1x336
		TF2, bits	2x336
		TF3, bits	3x336
		TF4, bits	4x336
	TTI, ms	40	
	Coding type	TC	
	CRC, bit	16	
	Max number of bits/TTI after channel coding	4236	
RM attribute	135-175		

6.10.2.4.1.23c.2.1.2 Transport channel parameters for UL:3.4 kbps SRBs for DCCH

See clause 6.10.2.4.1.2.2.1.1.

6.10.2.4.1.23c.2.1.3 TFCS

TFCS size	10
TFCS	(32 kbps RAB, DCCH)= (TF0,TF0), (TF1,TF0), (TF2,TF0), (TF3,TF0), (TF4,TF0), (TF0,TF1), (TF1,TF1), (TF2,TF1), (TF3,TF1), (TF4,TF1)

6.10.2.4.1.23c.2.2 Physical channel parameters

DPCCH Downlink	DTX position	Flexible
	Spreading factor	64
DPCCH	Number of TFCl bits/slot	8
	Number of TPC bits/slot	4
	Number of Pilot bits/slot	8
DPDCH	Number of data bits/slot	60
	Number of data bits/frame	900

6.10.2.4.1.23d Interactive or background / UL:32 DL:32 kbps / PS RAB (20 ms TTI)+ UL:3.4 DL:3.4 kbps SRBs for DCCH

6.10.2.4.1.23d.1 Uplink

6.10.2.4.1.23d.1.1 Transport channel parameters

6.10.2.4.1.23d.1.1.1 Transport channel parameters for Interactive or background / UL:32 kbps / PS RAB

Higher layer	RAB/Signalling RB	RAB	
RLC	Logical channel type	DTCH	
	RLC mode	AM	
	Payload sizes, bit	320	
	Max data rate, bps	32000	
	AMD PDU header, bit	16	
MAC	MAC header, bit	0	
	MAC multiplexing	N/A	
Layer 1	TrCH type	DCH	
	TB sizes, bit	336	
	TFS	TF0, bits	0x336
		TF1, bits	1x336
		TF2, bits	2x336
	TTI, ms	20	
	Coding type	TC	
	CRC, bit	16	
	Max number of bits/TTI after channel coding	2124	
	Uplink: Max number of bits/radio frame before rate matching	1062	
RM attribute	135-175		

6.10.2.4.1.23d.1.1.2 Transport channel parameters for UL:3.4 kbps SRBs for DCCH

See clause 6.10.2.4.1.2.1.1.1.

6.10.2.4.1.23d.1.1.3 TFCS

TFCS size	6
TFCS	(32 kbps RAB, DCCH)= (TF0,TF0), (TF1,TF0), (TF2,TF0), (TF0,TF1), (TF1,TF1), (TF2,TF1)

6.10.2.4.1.23d.1.2 Physical channel parameters

DPCH Uplink	Min spreading factor	32
	Max number of DPDCH data bits/radio frame	1200
	Puncturing Limit	0.88

6.10.2.4.1.23d.2 Downlink

6.10.2.4.1.23d.2.1 Transport channel parameters

6.10.2.4.1.23d.2.1.1 Transport channel parameters for Interactive or background / DL:32 kbps / PS RAB

Higher layer	RAB/Signalling RB	RAB	
RLC	Logical channel type	DTCH	
	RLC mode	AM	
	Payload sizes, bit	320	
	Max data rate, bps	32000	
	AMD PDU header, bit	16	
MAC	MAC header, bit	0	
	MAC multiplexing	N/A	
Layer 1	TrCH type	DCH	
	TB sizes, bit	336	
	TFS	TF0, bits	0x336
		TF1, bits	1x336
		TF2, bits	2x336
	TTI, ms	20	
	Coding type	TC	
	CRC, bit	16	
	Max number of bits/TTI after channel coding	2124	
	RM attribute	135-175	

6.10.2.4.1.23d.2.1.2 Transport channel parameters for DL:3.4 kbps SRBs for DCCH

See clause 6.10.2.4.1.2.2.1.1.

6.10.2.4.1.23d.2.1.3 TFCS

TFCS size	6
TFCS	(32 kbps RAB, DCCH)= (TF0,TF0), (TF1,TF0), (TF2,TF0), (TF0,TF1), (TF1,TF1), (TF2,TF1)

6.10.2.4.1.23d.2.2 Physical channel parameters

DPCH Downlink	DTX position	Flexible
	Spreading factor	64
DPCCH	Number of TFCI bits/slot	8
	Number of TPC bits/slot	4
	Number of Pilot bits/slot	8
DPDCH	Number of data bits/slot	60
	Number of data bits/frame	900

6.10.2.4.1.24 [Void. Interactive or background / UL:64 DL:8 kbps / PS RAB + UL:3.4 DL:3.4 kbps SRBs for DCCH](#)

~~6.10.2.4.1.24.1 — Uplink~~

~~6.10.2.4.1.24.1.1 — Transport channel parameters~~

~~6.10.2.4.1.24.1.1.1 — Transport channel parameters for Interactive or background / UL:64 kbps / PS RAB~~

Higher layer	RAB/Signalling RB	RAB	
RLC	Logical channel type	DTCH	
	RLC mode	AM	
	Payload sizes, bit	320	
	Max data rate, bps	64000	
	AMD PDU header, bit	16	
MAC	MAC header, bit	0	
	MAC multiplexing	N/A	
Layer 1	TrCH type	DCH	
	TB sizes, bit	336	
	TFS	TF0, bits	0x336
		TF1, bits	1x336
		TF2, bits	2x336
		TF3, bits	3x336
		TF4, bits	4x336
	TTI, ms	20	
	Coding type	TC	
	CRC, bit	16	
	Max number of bits/TTI after channel coding	4236	
Uplink: Max number of bits/radio frame before rate matching	2118		
RM attribute	130-170		

~~6.10.2.4.1.24.1.1.2 — Transport channel parameters for UL:3.4 kbps SRBs for DCCH~~

~~See clause 6.10.2.4.1.2.1.1.1.~~

~~6.10.2.4.1.24.1.1.3 — TFCS~~

TFCS size	10
TFCS	(64 kbps RAB, DCCH)= (TF0, TF0), (TF1, TF0), (TF2, TF0), (TF3, TF0), (TF4, TF0), (TF0, TF1), (TF1, TF1), (TF2, TF1), (TF3, TF1), (TF4, TF1)

~~6.10.2.4.1.24.1.2 — Physical channel parameters~~

DPCH Uplink	Min spreading factor	16
	Max number of DPDCH data bits/radio frame	2400
	Puncturing Limit	0.96

~~6.10.2.4.1.24.2 — Downlink~~

~~See clause 6.10.2.4.1.23.2.~~

<New section ends>

<New section starts>

6.10.2.4.1.36 ~~Void~~ Interactive or background / UL:128 DL:2048 kbps / PS RAB + UL:3.4 DL:3.4 kbps SRBs for DCCH

~~6.10.2.4.1.36.1 Uplink~~

~~See clause 6.10.2.4.1.28.1.~~

~~6.10.2.4.1.36.2 Downlink~~

~~See clause 6.10.2.4.1.35.2.~~

6.10.2.4.1.37 ~~Void~~. Interactive or background / UL:384 DL:2048 kbps / PS RAB + UL:3.4 DL:3.4 kbps SRBs for DCCH

~~6.10.2.4.1.37.1 Uplink~~

~~See clause 6.10.2.4.1.34.1.~~

~~6.10.2.4.1.37.2 Downlink~~

~~See clause 6.10.2.4.1.35.2.~~

<New section ends>

<New section starts>

6.10.2.4.1.46 ~~Void~~. Conversational / speech / UL:12.2 DL:12.2 kbps / CS RAB + Streaming / unknown / UL:0 DL:64 kbps / CS RAB + UL:3.4 DL:3.4 kbps SRBs for DCCH

~~6.10.2.4.1.46.1 Uplink~~

~~See clause 6.10.2.4.1.4.1.~~

~~6.10.2.4.1.46.2 Downlink~~

~~6.10.2.4.1.46.2.1 Transport channel parameters~~

~~6.10.2.4.1.46.2.1.1 Transport channel parameters for Conversational / speech / DL:12.2 kbps / CS RAB~~

~~See clause 6.10.2.4.1.4.2.1.1.~~

~~6.10.2.4.1.46.2.1.2 Transport channel parameters for Streaming / unknown / DL:64 kbps / CS RAB~~

~~See clause 6.10.2.4.1.18.2.1.1.~~

~~6.10.2.4.1.46.2.1.3 Transport channel parameters for DL:3.4 kbps SRBs for DCCH~~

~~See clause 6.10.2.4.1.2.2.1.1.~~

6.10.2.4.1.46.2.1.4 — TFCS

TFCS size	30
TFCS	(RAB subflow#1, RAB subflow#2, RAB subflow#3, 64 kbps RAB, DCCH) = (TF0, TF0, TF0, TF0, TF0), (TF1, TF0, TF0, TF0, TF0), (TF2, TF1, TF1, TF0, TF0), (TF0, TF0, TF0, TF1, TF0), (TF1, TF0, TF0, TF1, TF0), (TF2, TF1, TF1, TF1, TF0), (TF0, TF0, TF0, TF2, TF0), (TF1, TF0, TF0, TF2, TF0), (TF2, TF1, TF1, TF2, TF0), (TF0, TF0, TF0, TF3, TF0), (TF1, TF0, TF0, TF3, TF0), (TF2, TF1, TF1, TF3, TF0), (TF0, TF0, TF0, TF4, TF0), (TF1, TF0, TF0, TF4, TF0), (TF2, TF1, TF1, TF4, TF0), (TF0, TF0, TF0, TF0, TF1), (TF1, TF0, TF0, TF0, TF1), (TF2, TF1, TF1, TF0, TF1), (TF0, TF0, TF0, TF1, TF1), (TF1, TF0, TF0, TF1, TF1), (TF2, TF1, TF1, TF1, TF1), (TF0, TF0, TF0, TF2, TF1), (TF1, TF0, TF0, TF2, TF1), (TF2, TF1, TF1, TF2, TF1), (TF0, TF0, TF0, TF3, TF1), (TF1, TF0, TF0, TF3, TF1), (TF2, TF1, TF1, TF3, TF1), (TF0, TF0, TF0, TF4, TF1), (TF1, TF0, TF0, TF4, TF1), (TF2, TF1, TF1, TF4, TF1)

6.10.2.4.1.46.2.2 — Physical channel parameters

DPCH Downlink	DTX position	Flexible
	Spreading factor	32
DPCCH	Number of TFCI bits/slot	8
	Number of TPC bits/slot	4
	Number of Pilot bits/slot	8
DPDCH	Number of data bits/slot	140
	Number of data bits/frame	2100

6.10.2.4.1.47 Void

6.10.2.4.1.48 Void

<New section ends>

<New section starts>

6.10.2.4.1.54 ~~Void. Interactive or background / UL:64 DL:128 kbps / PS RAB + Streaming / unknown / UL:0 DL:64 kbps / CS RAB + UL:3.4 DL:3.4 kbps SRBs for DCCH~~

6.10.2.4.1.54.1 — Uplink

See clause 6.10.2.4.1.24.1.

6.10.2.4.1.54.2 — Downlink

6.10.2.4.1.54.2.1 — Transport channel parameters

6.10.2.4.1.54.2.1.1 — Transport channel parameters for Interactive or background / DL:128 kbps / PS RAB

See clause 6.10.2.4.1.27.2.1.1.

6.10.2.4.1.54.2.1.2 — Transport channel parameters for Streaming / unknown / DL:64 kbps / CS RAB

See clause 6.10.2.4.1.18.2.1.1.

6.10.2.4.1.54.2.1.3 — Transport channel parameters for DL:3.4 kbps SRBs for DCCH

See clause 6.10.2.4.1.2.2.1.1.

6.10.2.4.1.54.2.1.4 — TFCS

TFCS size	50
TFCS	(1/3 128 kbps RAB, Str. 64 kbps RAB, DCCH)= (TF0, TF0, TF0), (TF1, TF0, TF0), (TF2, TF0, TF0), (TF3, TF0, TF0), (TF4, TF0, TF0), (TF0, TF1, TF0), (TF1, TF1, TF0), (TF2, TF1, TF0), (TF3, TF1, TF0), (TF4, TF1, TF0), (TF0, TF2, TF0), (TF1, TF2, TF0), (TF2, TF2, TF0), (TF3, TF2, TF0), (TF4, TF2, TF0), (TF0, TF3, TF0), (TF1, TF3, TF0), (TF2, TF3, TF0), (TF3, TF3, TF0), (TF4, TF3, TF0), (TF0, TF4, TF0), (TF1, TF4, TF0), (TF2, TF4, TF0), (TF3, TF4, TF0), (TF4, TF4, TF0), (TF0, TF0, TF1), (TF1, TF0, TF1), (TF2, TF0, TF1), (TF3, TF0, TF1), (TF4, TF0, TF1), (TF0, TF1, TF1), (TF1, TF1, TF1), (TF2, TF1, TF1), (TF3, TF1, TF1), (TF4, TF1, TF1), (TF0, TF2, TF1), (TF1, TF2, TF1), (TF2, TF2, TF1), (TF3, TF2, TF1), (TF4, TF2, TF1), (TF0, TF3, TF1), (TF1, TF3, TF1), (TF2, TF3, TF1), (TF3, TF3, TF1), (TF4, TF3, TF1), (TF0, TF4, TF1), (TF1, TF4, TF1), (TF2, TF4, TF1), (TF3, TF4, TF1), (TF4, TF4, TF1)

6.10.2.4.1.54.2.4 — Physical channel parameters

DPCH Downlink	DTX position		Flexible
	Spreading factor		8
	DPCCH	Number of TFCI bits/slot	8
		Number of TPC bits/slot	8
		Number of Pilot bits/slot	16
	DPDCH	Number of data bits/slot	608
		Number of data bits/frame	9120

6.10.2.4.1.55 Void

[<New section ends>](#)[<New section starts>](#)

6.10.2.4.2 Combinations on PDSCH and DPCH

6.10.2.4.2.1 [Void](#). Interactive or background / UL:64 DL:256 kbps / PS RAB + UL:3.4 DL: 3.4 kbps SRBs for DCCH

6.10.2.4.2.1.1 — Uplink

See clause 6.10.2.4.1.24.1.

6.10.2.4.2.1.2 — Downlink

6.10.2.4.2.1.2.1 — Transport channel parameters

6.10.2.4.2.1.2.1.1 — Transport channel parameters for Interactive or background / DL:256 kbps / PS RAB

Higher layer	RAB/Signalling RB	RAB	
RLC	Logical channel type	DTCH	
	RLC mode	AM	
	Payload sizes, bit	320	
	Max data rate, bps	384000	
	AMD PDU header, bit	16	
MAC	MAC header, bit	18	
	MAC multiplexing	Logical channel multiplexing on a frame by frame basis	
Layer 1	TrCH type	DSCH	
	TB sizes, bit	354	
	TFS	TF0, bits	0x354
		TF1, bits	1x354

Higher layer	RAB/Signalling RB	RAB
	TF2, bits	2x354
	TF3, bits	4x354
	TF4, bits	8x354
	TF5, bits	N/A (alt. 12x354)
	TF6, bits	N/A (alt. 16x354)
	TTI, ms	10(alt. 20)
	Coding type	TG
	CRC, bit	16
	Max number of bits/TTI after channel coding	8892(alt. 17784)
	RM attribute	135-175

6.10.2.4.2.1.2.1.2 — Transport channel parameters for DL:3.4 DL: 3.4 kbps SRBs for DCCH

See clause 6.10.2.4.1.2.2.1.1.

6.10.2.4.2.1.2.1.3 — TFCS

PDSCH	TFCS size	5 (alt.7)
	TFCS	256 kbps RAB = TF0, TF1, TF2, TF3, TF4 (alt. TF0, TF1, TF2, TF3, TF4, TF5, TF6)
DPCH Downlink associated with PDSCH	TFCS size	2
	TFCS	SRBs for DCCH = TF0, TF1

6.10.2.4.2.1.2.2 — Physical channel parameters

PDSCH	RAB or SRB, TrCh	Interactive or background / 256 kbps / PS RAB, DSCH	
	DTX position	N/A (SingleTrCH)	
	Minimum spreading factor	8	
DPCH Downlink associated with PDSCH	RAB or SRB, TrCh	3.4 kbps SRB for DCCH, DCH	
	DTX position	N/A (SingleTrCH)	
	Spreading factor	256	
	DPCCH	Number of TFCI bits/slot	2
		Number of TPC bits/slot	2
		Number of Pilot bits/slot	4
	DPDCH	Number of data bits/slot	12
Number of data bits/frame		180	

6.10.2.4.2.2 Interactive or background / UL:64 DL:384 kbps / PS RAB + UL:3.4 DL: 3.4 kbps SRBs for DCCH

6.10.2.4.2.2.1 Uplink

See clause 6.10.2.4.1.24.1.

6.10.2.4.2.2.2 Downlink

6.10.2.4.2.2.2.1 Transport channel parameters

6.10.2.4.2.2.2.1.1 Transport channel parameters for Interactive or background / DL:384 kbps / PS RAB

Higher layer	RAB/Signalling RB	RAB	
RLC	Logical channel type	DTCH	
	RLC mode	AM	
	Payload sizes, bit	320	
	Max data rate, bps	384000	
	AMD PDU header, bit	16	
MAC	MAC header, bit	18	
	MAC multiplexing	Logical channel multiplexing on a frame by frame basis	
Layer 1	TrCH type	DSCH	
	TB sizes, bit	354	
	TFS	TF0, bits	0x354
		TF1, bits	1x354
		TF2, bits	2x354
		TF3, bits	4 x354
		TF4, bits	8 x354
		TF5, bits	12 x354
		TF6, bits	N/A (alt. 16x354)
		TF7, bits	N/A (alt. 20x354)
	TF8, bits	N/A (alt. 24x354)	
	TTI, ms	10(alt. 20)	
	Coding type	TC	
	CRC, bit	16	
Max number of bits/TTI after channel coding	13332(alt. 26664)		
RM attribute	110-150		

6.10.2.4.2.2.2.1.2 Transport channel parameters for DL:3.4 DL: 3.4 kbps SRBs for DCCH

See clause 6.10.2.4.1.2.2.1.1.

6.10.2.4.2.2.2.1.3 TFCS

PDSCH	TFCS size	6 (alt.9)
	TFCS	384 kbps RAB = TF0, TF1, TF2, TF3, TF4, TF5 (alt. TF0, TF1, TF2, TF3, TF4, TF5, TF6, TF7, TF8)
DPCH Downlink associated with PDSCH	TFCS size	2
	TFCS	SRBs for DCCH = TF0, TF1

6.10.2.4.2.2.2 Physical channel parameters

PDSCH	RAB or SRB, TrCh		Interactive or background / 384 kbps / PS RAB, DSCH
	DTX position		N/A (SingleTrCH)
	Minimum spreading factor		8
DPCH Downlink associated with PDSCH	RAB or SRB, TrCh		3.4 kbps SRB for DCCH, DCH
	DTX position		N/A (SingleTrCH)
	Spreading factor		256
	DPCCH	Number of TFCI bits/slot	2
		Number of TPC bits/slot	2
		Number of Pilot bits/slot	4
	DPDCH	Number of data bits/slot	12
Number of data bits/frame		180	

6.10.2.4.2.3 Interactive or background / UL:64 DL:2048 kbps / PS RAB + UL:3.4 DL: 3.4 kbps SRBs for DCCH

6.10.2.4.2.3.1 Uplink

See clause 6.10.2.4.1.24.1.

6.10.2.4.2.3.2 Downlink

6.10.2.4.2.3.2.1 Transport channel parameters

6.10.2.4.2.3.2.1.1 Transport channel parameters for Interactive or background / DL:2048 kbps / PS RAB

Higher layer	RAB/Signalling RB		RAB
RLC	Logical channel type		DTCH
	RLC mode		AM
	Payload sizes, bit		640
	Max data rate, bps		2048000
	AMD PDU header, bit		16
MAC	MAC header, bit		18
	MAC multiplexing		Logical channel multiplexing on a frame by frame basis
Layer 1	TrCH type		DSCH
	TB sizes, bit		674
	TFS	TF0, bits	0x674
		TF1, bits	1x674
		TF2, bits	2x674
		TF3, bits	4 x674
		TF4, bits	8 x674
		TF5, bits	12x674
		TF6, bits	16x674
		TF7, bits	20x674
		TF8, bits	24x674
		TF9, bits	28x674
		TF10, bits	32x674
		TF11, bits	N/A (alt. 36x674)
		TF12, bits	N/A (alt. 40x674)
		TF13, bits	N/A (alt. 44x674)
		TF14, bits	N/A (alt. 48x674)
		TF15, bits	N/A (alt. 52x674)
		TF16, bits	N/A (alt. 56x674)
TF17, bits		N/A (alt. 60x674)	
TF18, bits	N/A (alt. 64x674)		

Higher layer	RAB/Signalling RB	RAB
	TTI, ms	10(alt. 20)
	Coding type	TC
	CRC, bit	16
	Max number of bits/TTI after channel coding	66300 (alt. 132588)
	RM attribute	130-170

6.10.2.4.2.3.2.1.2 Transport channel parameters for DL:3.4 DL: 3.4 kbps SRBs for DCCH

See clause 6.10.2.4.1.2.2.1.1

6.10.2.4.2.3.2.1.3 TFCS

PDSCH	TFCS size	11 (alt.19)
	TFCS	2048 kbps RAB = TF0, TF1, TF2, TF3, TF4, TF5, TF6, TF7, TF8, TF9, TF10 (alt. TF0, TF1, TF2, TF3, TF4, TF5, TF6, TF7, TF8, TF9, TF10, TF11, TF12, TF13, TF14, TF15, TF16, TF17, TF18)
DPCH Downlink associated with PDSCH	TFCS size	2
	TFCS	SRBs for DCCH = TF0, TF1

6.10.2.4.2.3.2.2 Physical channel parameters

PDSCH	RAB or SRB, TrCh		Interactive or background / 2048 kbps / PS RAB, DSCH	
	DTX position		N/A (SingleTrCH)	
	Minimum spreading factor		4	
DPCH Downlink associated with PDSCH	RAB or SRB, TrCh		3.4 kbps SRB for DCCH, DCH	
	DTX position		N/A (SingleTrCH)	
	Spreading factor		256	
	DPCCH	Number of TFBI bits/slot		2
		Number of TPC bits/slot		2
		Number of Pilot bits/slot		4
	DPDCH	Number of data bits/slot		12
Number of data bits/frame		180		

6.10.2.4.2.4 ~~Void. Conversational / speech / UL:12.2 DL:12.2 kbps / CS RAB + Interactive or background / UL:64 DL:256 kbps / PS RAB + UL:3.4 DL:3.4 kbps SRBs for DCCH~~

~~6.10.2.4.2.4.1 Uplink~~

~~See clause 6.10.2.4.1.4.0.1.~~

~~6.10.2.4.2.4.2 Downlink~~

~~6.10.2.4.2.4.2.1 Transport channel parameters~~

~~6.10.2.4.2.4.2.1.1 Transport channel parameters for Conversational / speech / UL:12.2 DL:12.2 kbps / CS RAB~~

~~See clause 6.10.2.4.1.4.2.1.1~~

6.10.2.4.2.4.2.1.2 — Transport channel parameters for Interactive or background / DL:256 kbps / PS-RAB

See clause 6.10.2.4.2.1.2.1.1

6.10.2.4.2.4.2.1.3 — Transport channel parameters for DL:3.4 DL: 3.4 kbps SRBs for DCCH

See clause 6.10.2.4.1.2.2.1.1.

6.10.2.4.2.4.2.1.4 — TFCS

PDSCH	TFCS size	5 (alt.7)
	TFCS	256 kbps RAB = TF0, TF1, TF2, TF3, TF4 (alt. TF0, TF1, TF2, TF3, TF4, TF5, TF6)
DPCH Downlink associated with PDSCH	TFCS size	6
	TFCS	(RAB subflow#1, RAB subflow#2, RAB subflow#3, DCCH) = (TF0, TF0, TF0, TF0), (TF1, TF0, TF0, TF0), (TF2, TF1, TF1, TF0), (TF0, TF0, TF0, TF1), (TF1, TF0, TF0, TF1), (TF2, TF1, TF1, TF1)

6.10.2.4.2.4.2.4 — Physical channel parameters

PDSCH	RAB or SRB, TrCh	Interactive or background / 256 kbps / PS-RAB, DSCH	
	DTX position	N/A (SingleTrCH)	
	Minimum spreading factor	4	
DPCH Downlink associated with PDSCH	RAB or SRB, TrCh	Conversational / speech / 12.2 kbps / CS-RAB, DCH + 3.4 kbps SRBs for DCCH, DCH	
	DTX position	Fixed	
	Spreading factor	128	
	DPCCH	Number of TFCI bits/slot	2
		Number of TPC bits/slot	2
		Number of Pilot bits/slot	4
	DPDCH	Number of data bits/slot	32
Number of data bits/frame		480	

<New section ends>

3GPP TSG-T1 Meeting #18
San Antonio, USA, 10th-14th Feb 2003

T1-030039

3GPP TSG-T1/SIG Meeting #27
San Antonio, USA, 10th-14th Feb 2003

T1S030189

<small>CR-Form-v6.1</small>															
<h2 style="margin: 0;">CHANGE REQUEST</h2>															
<table style="width: 100%; border: none;"> <tr> <td style="width: 15%; text-align: right;">⌘</td> <td style="width: 35%;">TS 34.108 CR 174</td> <td style="width: 15%; text-align: center;">⌘ rev - ⌘</td> <td style="width: 35%; text-align: right;">Current version: 3.a.0</td> <td style="width: 5%; text-align: right;">⌘</td> </tr> <tr> <td></td> <td>Spec Title: User Equipment (UE) conformance specification;</td> <td></td> <td></td> <td></td> </tr> <tr> <td></td> <td>Part 1: Protocol conformance specification</td> <td></td> <td></td> <td></td> </tr> </table>	⌘	TS 34.108 CR 174	⌘ rev - ⌘	Current version: 3.a.0	⌘		Spec Title: User Equipment (UE) conformance specification;					Part 1: Protocol conformance specification			
⌘	TS 34.108 CR 174	⌘ rev - ⌘	Current version: 3.a.0	⌘											
	Spec Title: User Equipment (UE) conformance specification;														
	Part 1: Protocol conformance specification														

For **HELP** on using this form, see bottom of this page or look at the pop-up text over the ⌘ symbols.

Proposed change affects: ⌘ (U)SIM ME/UE Radio Access Network Core Network

Title:	⌘ CR to TS34.108 R99 Combine all Radio Bearer Setup messages into one table		
Source:	⌘ Panasonic, Ericsson		
Work item code:	⌘ TEI Date: ⌘ 21/1/03		
Category:	<table style="width: 100%; border: none;"> <tr> <td style="width: 50%; vertical-align: top;"> ⌘ F Use <u>one</u> of the following categories: F (correction) A (corresponds to a correction in an earlier release) B (addition of feature), C (functional modification of feature) D (editorial modification) Detailed explanations of the above categories can be found in 3GPP TR 21.900. </td> <td style="width: 50%; vertical-align: top;"> Release: ⌘ R99 Use <u>one</u> of the following releases: 2 (GSM Phase 2) R96 (Release 1996) R97 (Release 1997) R98 (Release 1998) R99 (Release 1999) REL-4 (Release 4) REL-5 (Release 5) </td> </tr> </table>	⌘ F Use <u>one</u> of the following categories: F (correction) A (corresponds to a correction in an earlier release) B (addition of feature), C (functional modification of feature) D (editorial modification) Detailed explanations of the above categories can be found in 3GPP TR 21.900 .	Release: ⌘ R99 Use <u>one</u> of the following releases: 2 (GSM Phase 2) R96 (Release 1996) R97 (Release 1997) R98 (Release 1998) R99 (Release 1999) REL-4 (Release 4) REL-5 (Release 5)
⌘ F Use <u>one</u> of the following categories: F (correction) A (corresponds to a correction in an earlier release) B (addition of feature), C (functional modification of feature) D (editorial modification) Detailed explanations of the above categories can be found in 3GPP TR 21.900 .	Release: ⌘ R99 Use <u>one</u> of the following releases: 2 (GSM Phase 2) R96 (Release 1996) R97 (Release 1997) R98 (Release 1998) R99 (Release 1999) REL-4 (Release 4) REL-5 (Release 5)		

Reason for change: ⌘	<ol style="list-style-type: none"> 1. Currently, there are a few tables for RADIO BEARER SETUP messages. It will be more convenient if these message are merged in a table. 2. Editorial. For CS speech RAB, T314 timer should be used. 3. Editorial. RLC size and TFCS configuration in RRC CONNECTION SETUP message for transition to CELL_FACH state currently referred to the values provided in the DPCH combination table. 4. All frequency info in RADIO BEARER SETUP message should be referred to clause 5.1 in TS 34.108. <p>Revision to T1S030028</p> <p>Frequency Info IE normally shall be set to "Not Present" when the same frequency is applied after this reconfiguration.</p> <p>Missing CHOICE Logical Channel list IEs are added.</p>
Summary of change: ⌘	<ol style="list-style-type: none"> 1. All RADIO BEARER SETUP messages are merged in a single table. 2. The re-establishment timer for CS speech RAB in RADIO BEARER SETUP message is set to useT314. 3. The reference for the RLC size and TFCS configuration in RRC CONNECTION SETUP message for transition to CELL_FACH state have been correct to clause 6.10.2.4.4.1.

	<p>4. In all RADIO BEARER SETUP message, the frequency info shall be referred to clause 5.1 in TS 34.108 instead of "Not present".</p> <p>Revision to T1S030028</p> <p>Frequency Info IE shall be set to "Not Present" when the same frequency is applied.</p> <p>Missing CHOICE Logical Channel list IEs are added.</p>
Consequences if not approved:	⌘ Wrong test condition may result in incorrect test results.

Clauses affected:	⌘									
Other specs affected:	<table border="0"> <tr> <td>⌘ <input type="checkbox"/></td> <td>Other core specifications</td> <td>⌘</td> </tr> <tr> <td><input type="checkbox"/></td> <td>Test specifications</td> <td></td> </tr> <tr> <td><input type="checkbox"/></td> <td>O&M Specifications</td> <td></td> </tr> </table>	⌘ <input type="checkbox"/>	Other core specifications	⌘	<input type="checkbox"/>	Test specifications		<input type="checkbox"/>	O&M Specifications	
⌘ <input type="checkbox"/>	Other core specifications	⌘								
<input type="checkbox"/>	Test specifications									
<input type="checkbox"/>	O&M Specifications									
Other comments:	⌘ Affects Rel-99									

How to create CRs using this form:

Comprehensive information and tips about how to create CRs can be found at: http://www.3gpp.org/3G_Specs/CRs.htm. Below is a brief summary:

- 1) Fill out the above form. The symbols above marked ⌘ contain pop-up help information about the field that they are closest to.
- 2) Obtain the latest version for the release of the specification to which the change is proposed. Use the MS Word "revision marks" feature (also known as "track changes") when making the changes. All 3GPP specifications can be downloaded from the 3GPP server under <ftp://ftp.3gpp.org/specs/> For the latest version, look for the directory name with the latest date e.g. 2001-03 contains the specifications resulting from the March 2001 TSG meetings.
- 3) With "track changes" disabled, paste the entire CR form (use CTRL-A to select it) into the specification just in front of the clause containing the first piece of changed text. Delete those parts of the specification which are not relevant to the change request.

Error! No text of specified style in document.

3

Error! No text of specified style in document.

<Start of Modification>

Contents of RADIO-BEARER-SETUP message: AM or UM (Speech in CS)

Information Element	Value/remark
Message Type	Arbitrarily selects an integer between 0 and 3
RRC transaction identifier	The presence of this IE is dependent on IXIT statements in TS 34.123-2. If integrity protection is indicated to be active, this IE is present with the values of the sub-IEs as stated below. Else, this IE and the sub-IEs are omitted.
Integrity check info	SS calculates the value of MAC-I for this message and writes to this IE.
----- message authentication code	SS provides the value of this IE, from its internal counter.
----- RRC message sequence number	Not Present
Integrity protection mode info	Not Present
Ciphering mode info	Not Present
Activation time	$(256 + CFN - (CFN \text{ MOD } 8 + 8)) \text{ MOD } 256$
New U-RNTI	Not Present
New C-RNTI	Not Present
New DSCH-RNTI	Not Present
RRC State indicator	CELL_DCH
UTRAN DRX cycle length coefficient	Not Present
CN information info	Not Present
URA identity	Not Present
Signalling RB information to setup list	Not Present
RAB information for setup list	
- RAB information for setup	
----- RAB info	
----- RAB identity	0000 0001B
----- CN domain identity	CS domain
----- NAS Synchronization Indicator	Not Present
----- Re-establishment timer	Use T314
----- RB information to setup	
----- RB identity	40
----- PDCP info	Not Present
----- CHOICE RLC info type	RLC info
----- CHOICE Uplink RLC mode	TM RLC
----- Transmission RLC discard	Not Present
----- Segmentation indication	FALSE
----- CHOICE Downlink RLC mode	TM RLC
----- Segmentation indication	FALSE
----- RB mapping info	
----- Information for each multiplexing option	
----- RLC logical channel mapping indicator	Not Present
----- Number of uplink RLC logical channels	4
----- Uplink transport channel type	DCH
----- UL Transport channel identity	4
----- Logical channel identity	Not Present
----- CHOICE RLC size list	Configured
----- MAC logical channel priority	6
----- Downlink RLC logical channel info	
----- Number of downlink RLC logical channels	4
----- Downlink transport channel type	DCH
----- DL DCH Transport channel identity	6
----- DL DSCH Transport channel identity	Not Present
----- Logical channel identity	Not Present
----- RB identity	44
----- PDCP info	Not Present
----- CHOICE RLC info type	RLC info
----- CHOICE Uplink RLC mode	TM RLC
----- Transmission RLC discard	Not Present
----- Segmentation indication	FALSE
----- CHOICE Downlink RLC mode	TM RLC
----- Segmentation indication	FALSE
----- RB mapping info	
----- Information for each multiplexing option	
----- RLC logical channel mapping indicator	Not Present
----- Number of uplink RLC logical channels	4
----- Uplink transport channel type	DCH
----- UL Transport channel identity	2

Information Element	Value/remark
Logical channel identity	Not Present
CHOICE RLC size list	Configured
MAC logical channel priority	6
Downlink RLC logical channel info	
Number of downlink RLC logical channels	1
Downlink transport channel type	DCH
DL DCH Transport channel identity	7
DL DSCH Transport channel identity	Not Present
Logical channel identity	Not Present
RB identity	12
PDCP info	Not Present
CHOICE RLC info type	RLC info
CHOICE Uplink RLC mode	TM RLC
Transmission RLC discard	Not Present
Segmentation indication	FALSE
CHOICE Downlink RLC mode	TM RLC
Segmentation indication	FALSE
RB mapping info	
Information for each multiplexing option	
RLC logical channel mapping indicator	Not Present
Number of uplink RLC logical channels	1
Uplink transport channel type	DCH
UL Transport channel identity	3
Logical channel identity	Not Present
CHOICE RLC size list	Configured
MAC logical channel priority	6
Downlink RLC logical channel info	
Number of downlink RLC logical channels	1
Downlink transport channel type	DCH
DL DCH Transport channel identity	8
DL DSCH Transport channel identity	Not Present
Logical channel identity	Not Present
RB information to be affected list	Not Present
Downlink counter synchronisation info	Not Present
UL Transport channel information for all transport channels	
PRACH TFCS	Not Present
CHOICE mode	FDD
TFC subset	Not Present
UL DCH TFCS	
CHOICE TFCI signalling	Normal
TFCI Field 1 information	
CHOICE TFCS representation	Complete reconfiguration
TFC complete reconfigure information	
CHOICE CTFC Size	
CTFC information	This IE is repeated for TFC numbers and reference to TS34.108 clause 6.10.2.4
CTFC	Reference to TS34.108 clause 6.10.2.4 Parameter Set
Power offset information	
CHOICE Gain Factors	Computed Gain Factors(The last TFC is set to Signalled Gain Factors)
Gain factor β_c	11 (below 64 kbps) 9 (higher than 64 kbps) (Not Present if the above is set to Computed Gain Factors)
Gain factor β_d	15 (Not Present if the above is set to Computed Gain Factors)
Reference TFC ID	0
CHOICE mode	FDD
Power offset P-p-m	Not Present
Deleted TrCH information list	Not Present
Added or Reconfigured TrCH information list	3-DCHs added, 1-DCH reconfigured
Added or Reconfigured UL TrCH information	
Uplink transport channel type	DCH
UL Transport channel identity	4
TFS	

Information Element	Value/remark
CHOICE Transport channel type	Dedicated transport channels
Dynamic Transport format information	
RLC Size	Reference to TS34.108 clause 6.10 Parameter Set
Number of TBs and TTI List	(This IE is repeated for TFI number.)
Transmission Time Interval	Not Present
Number of Transport blocks	Reference to TS34.108 clause 6.10 Parameter Set
CHOICE Logical Channel list	All
Semi-static Transport Format information	
Transmission time interval	Reference to TS34.108 clause 6.10 Parameter Set
Type of channel coding	Reference to TS34.108 clause 6.10 Parameter Set
Coding Rate	Reference to TS34.108 clause 6.10 Parameter Set
Rate matching attribute	Reference to TS34.108 clause 6.10 Parameter Set
CRC size	Reference to TS34.108 clause 6.10 Parameter Set
Uplink transport channel type	DGH
UL Transport channel identity	2
TFS	
CHOICE Transport channel type	Dedicated transport channels
Dynamic Transport format information	
RLC Size	Reference to TS34.108 clause 6.10 Parameter Set
Number of TBs and TTI List	(This IE is repeated for TFI number.)
Transmission Time Interval	Not Present
Number of Transport blocks	Reference to TS34.108 clause 6.10 Parameter Set
Transmission Time Interval	Reference to TS34.108 clause 6.10 Parameter Set
Number of Transport blocks	(This IE is repeated for TFI number.)
CHOICE Logical Channel list	All
Semi-static Transport Format information	
Transmission time interval	Reference to TS34.108 clause 6.10 Parameter Set
Type of channel coding	Reference to TS34.108 clause 6.10 Parameter Set
Coding Rate	Reference to TS34.108 clause 6.10 Parameter Set
Rate matching attribute	Reference to TS34.108 clause 6.10 Parameter Set
CRC size	Reference to TS34.108 clause 6.10 Parameter Set
Uplink transport channel type	DGH
UL Transport channel identity	3
TFS	
CHOICE Transport channel type	Dedicated transport channels
Dynamic Transport format information	
RLC Size	Reference to TS34.108 clause 6.10 Parameter Set
Number of TBs and TTI List	(This IE is repeated for TFI number.)
Transmission Time Interval	Not Present
Number of Transport blocks	Reference to TS34.108 clause 6.10 Parameter Set
Transmission Time Interval	Reference to TS34.108 clause 6.10 Parameter Set
Number of Transport blocks	(This IE is repeated for TFI number.)
CHOICE Logical Channel list	All
Semi-static Transport Format information	
Transmission time interval	Reference to TS34.108 clause 6.10 Parameter Set
Type of channel coding	Reference to TS34.108 clause 6.10 Parameter Set
Coding Rate	Reference to TS34.108 clause 6.10 Parameter Set
Rate matching attribute	Reference to TS34.108 clause 6.10 Parameter Set
CRC size	Reference to TS34.108 clause 6.10 Parameter Set
Uplink transport channel type	DGH
UL Transport channel identity	5
TFS	
CHOICE Transport channel type	Dedicated transport channels
Dynamic Transport format information	
RLC Size	Reference to TS34.108 clause 6.10 Parameter Set
Number of TBs and TTI List	(This IE is repeated for TFI number.)
Transmission Time Interval	Not Present
Number of Transport blocks	Reference to TS34.108 clause 6.10 Parameter Set
Transmission Time Interval	Reference to TS34.108 clause 6.10 Parameter Set
Number of Transport blocks	(This IE is repeated for TFI number.)
CHOICE Logical Channel list	All
Semi-static Transport Format information	
Transmission time interval	Reference to TS34.108 clause 6.10 Parameter Set
Type of channel coding	Reference to TS34.108 clause 6.10 Parameter Set
Coding Rate	Reference to TS34.108 clause 6.10 Parameter Set
Rate matching attribute	Reference to TS34.108 clause 6.10 Parameter Set
CRC size	Reference to TS34.108 clause 6.10 Parameter Set

Information Element	Value/remark
CHOICE mode	FDD
— CPCH set ID	Not Present
— Added or Reconfigured TrCH information for DRAC list	Not Present
DL Transport channel information common for all transport channel	
— SCCPCH TFCS	Not Present
— CHOICE mode	FDD
— CHOICE DL parameters	Same as UL
Deleted TrCH information list	Not Present
Added or Reconfigured TrCH information list	3-DCHs
Added or Reconfigured DL TrCH information	
— Downlink transport channel type	DCH
— DL Transport channel identity	6
— CHOICE DL parameters	Same as UL
— Uplink transport channel type	DCH
— UL TrCH identity	4
— DCH quality target	
— BLER Quality value	-2.0
— Downlink transport channel type	DCH
— DL Transport channel identity	7
— CHOICE DL parameters	Same as UL
— Uplink transport channel type	DCH
— UL TrCH identity	2
— DCH quality target	
— BLER Quality value	Not Present
— Downlink transport channel type	DCH
— DL Transport channel identity	8
— CHOICE DL parameters	Same as UL
— Uplink transport channel type	DCH
— UL TrCH identity	3
— DCH quality target	
— BLER Quality value	Not Present
— Downlink transport channel type	DCH
— DL Transport channel identity	10
— CHOICE DL parameters	Same as UL
— Uplink transport channel type	DCH
— UL TrCH identity	5
— DCH quality target	
— BLER Quality value	-2.0
Frequency info	Not Present
Maximum allowed UL TX power	33dBm
CHOICE channel requirement	Uplink DPCH info
— Uplink DPCH power control info	
— DPCCH power offset	-6dB
— PC Preamble	1 frame
— SRB delay	7 frames
— Power Control Algorithm	Algorithm1
— TPC step size	1dB
— Scrambling code type	Long
— Scrambling code number	0 (0 to 16777215)
— Number of DPDCH	Not Present(1)
— spreading factor	Reference to TS34.108 clause 6.10 Parameter Set
— TFCI existence	Reference to TS34.108 clause 6.10 Parameter Set
— Number of FBI bit	Reference to TS34.108 clause 6.10 Parameter Set
— Puncturing Limit	Reference to TS34.108 clause 6.10 Parameter Set
CHOICE Mode	FDD
— Downlink PDSCH information	Not Present
Downlink information common for all radio links	
— Downlink DPCH info common for all RL	
— Timing indicator	Maintain
— CFN target SFN frame offset	Not Present
— Downlink DPCH power control information	
— DPC mode	0 (single)
— CHOICE mode	FDD
— Power offset $P_{Pilot-DPDCH}$	0
— DL rate matching restriction information	Not Present

Information Element	Value/remark
Spreading factor	Reference to TS34.108 clause 6.10 Parameter Set
Fixed or Flexible Position	Reference to TS34.108 clause 6.10 Parameter Set
TFCI existence	Reference to TS34.108 clause 6.10 Parameter Set
CHOICE SF	Reference to TS34.108 clause 6.10 Parameter Set
DPCH compressed mode info	Not Present
TX Diversity mode	None
SSDT information	Not Present
Default DPCH Offset Value	Not Present
Downlink information for each radio link list	
Downlink information for each radio link	
Choice mode	FDD
Primary CPICH info	Reference to clause 6.1 "Default settings (FDD)"
Primary scrambling code	Not Present
PDSCH with SHO-DCH info	Not Present
PDSCH code mapping	Not Present
Downlink DPCH info for each RL	
Primary CPICH usage for channel estimation	Primary CPICH may be used
DPCH frame offset	Set to value Default DPCH Offset Value (as currently stored in SS) mod 38400
Secondary CPICH info	Not Present
DL channelisation code	
Secondary scrambling code	4
Spreading factor	Reference to TS34.108 clause 6.10 Parameter Set
Code number	0
Scrambling code change	No change
TPC combination index	0
SSDT Cell Identity	Not Present
Closed loop timing adjustment mode	Not Present
SCCPCH information for FACH	Not Present

Contents of RADIO-BEARER-SETUP message: AM or UM (Packet to CELL_DCH from CELL_DCH in PS)

Information Element	Value/remark
Message Type	Arbitrarily selects an integer between 0 and 3
RRC transaction identifier	The presence of this IE is dependent on IXIT statements in TS 34.123-2. If integrity protection is indicated to be active, this IE is present with the values of the sub-IEs as stated below. Else, this IE and the sub-IEs are omitted.
Integrity check info	SS calculates the value of MAC-I for this message and writes to this IE.
- message authentication code	SS provides the value of this IE, from its internal counter.
- RRC message sequence number	Not Present
Integrity protection mode info	Not Present
Ciphering mode info	Not Present
Activation time	$(256 + CFN - (CFN \text{ MOD } 8 + 8)) \text{ MOD } 256$
New U-RNTI	Not Present
New C-RNTI	Not Present
New DSCH-RNTI	Not Present
RRC State indicator	CELL_DCH
UTRAN DRX cycle length coefficient	Not Present
CN information info	Not Present
URA identity	Not Present
Signalling RB information to setup	Not Present
RAB information for setup	
- RAB info	
- RAB identity	0000-0101B
- CN domain identity	PS domain
- NAS Synchronization Indicator	Not Present
- Re-establishment timer	Use T315
- RB information to setup	
- RB identity	20
- PDCP info	
- Support for lossless SRNS relocation	FALSE
- Max PDCP SN window size	Not present
- PDCP PDU header	Absent
- Header compression information	Not present
- CHOICE RLC info type	RLC info
- CHOICE Uplink RLC mode	AM RLC
- Transmission RLC discard	
- SDU discard mode	No discard
- MAX_DAT	15
- Transmission window size	128
- Timer_RST	500
- Max_RST	4
- Polling info	
- Timer_poll_prohibit	200
- Timer_poll	200
- Poll_PDU	Not Present
- Poll_SDU	1
- Last transmission PDU poll	TRUE
- Last retransmission PDU poll	TRUE
- Poll_Windows	99
- Timer_poll_periodic	Not Present
- CHOICE Downlink RLC mode	AM RLC
- In-sequence delivery	TRUE
- Receiving window size	128
- Downlink RLC status info	
- Timer_status_prohibit	200
- Timer_EPC	Not Present
- Missing PDU indicator	TRUE
- Timer_STATUS_periodic	Not Present
- RB mapping info	
- Information for each multiplexing option	2 RB Mux Options
- RLC logical channel mapping indicator	Not Present
- Number of uplink RLC logical channels	1
- Uplink transport channel type	DCH
- UL Transport channel identity	4
- Logical channel identity	Not Present

Information Element	Value/remark
CHOICE RLC size list	Configured
MAC logical channel priority	8
Downlink RLC logical channel info	
Number of downlink RLC logical channels	4
Downlink transport channel type	DCH
DL DCH Transport channel identity	6
DL DSCH Transport channel identity	Not Present
Logical channel identity	Not Present
RLC logical channel mapping indicator	Not Present
Number of uplink RLC logical channels	4
Uplink transport channel type	RACH
UL Transport channel identity	Not Present
Logical channel identity	7
CHOICE RLC size list	Explicit List
RLC size index	Reference to TS34.108 clause 6 Parameter Set
MAC logical channel priority	8
Downlink RLC logical channel info	
Number of downlink RLC logical channels	4
Downlink transport channel type	FACH
DL DCH Transport channel identity	Not Present
DL DSCH Transport channel identity	Not Present
Logical channel identity	7
RB information to be affected list	Not Present
Downlink counter synchronisation info	Not Present
UL Transport channel information for all transport channels	
PRACH TFCS	Not Present
CHOICE mode	FDD
TFC subset	Not Present
UL DCH TFCS	
CHOICE TFCI signalling	Normal
TFCI Field 1 information	
CHOICE TFCS representation	Complete reconfiguration
TFC complete reconfigure information	
CHOICE CTFC Size	
CTFC information	This IE is repeated for TFC numbers and reference to TS34.108 clause 6.10.2.4
CTFC	Reference to TS34.108 clause 6.10.2.4 Parameter Set
Power offset information	
CHOICE Gain Factors	Computed Gain Factors(The last TFC is set to Signalled Gain Factors)
Gain factor β_e	11 (below 64 kbps) 9 (higher than 64 kbps) (Not Present if the above is set to Computed Gain Factors)
Gain factor β_d	15 (Not Present if the above is set to Computed Gain Factors)
Reference TFC ID	0
CHOICE mode	FDD
Power offset P_{p-m}	Not Present
Deleted TrCH information list	Not Present
Added or Reconfigured TrCH information list	1 DCH added, 1 DCH reconfigured
Added or Reconfigured UL TrCH information	
Uplink transport channel type	DCH
UL Transport channel identity	4
TFS	
CHOICE Transport channel type	Dedicated transport channels
Dynamic Transport format information	
RLC Size	Reference to TS34.108 clause 6.10 Parameter Set
Number of TBs and TTI List	(This IE is repeated for TFI number.)
Transmission Time Interval	Not Present
Number of Transport blocks	Reference to TS34.108 clause 6.10 Parameter Set
CHOICE Logical Channel list	All
Semi-static Transport Format information	
Transmission time interval	Reference to TS34.108 clause 6.10 Parameter Set
Type of channel coding	Reference to TS34.108 clause 6.10 Parameter Set

Information Element	Value/remark
Coding Rate	Reference to TS34.108 clause 6.10 Parameter Set
Rate matching attribute	Reference to TS34.108 clause 6.10 Parameter Set
CRC size	Reference to TS34.108 clause 6.10 Parameter Set
Uplink transport channel type	DCH
UL Transport channel identity	5
TFS	
CHOICE Transport channel type	Dedicated transport channels
Dynamic Transport format information	
RLC Size	Reference to TS34.108 clause 6.10 Parameter Set
Number of TBs and TTI List	(This IE is repeated for TFI number.)
Transmission Time Interval	Not Present
Number of Transport blocks	Reference to TS34.108 clause 6.10 Parameter Set
Transmission Time Interval	Reference to TS34.108 clause 6.10 Parameter Set
Number of Transport blocks	(This IE is repeated for TFI number.)
CHOICE Logical Channel list	All
Semi-static Transport Format information	
Transmission time interval	Reference to TS34.108 clause 6.10 Parameter Set
Type of channel coding	Reference to TS34.108 clause 6.10 Parameter Set
Coding Rate	Reference to TS34.108 clause 6.10 Parameter Set
Rate matching attribute	Reference to TS34.108 clause 6.10 Parameter Set
CRC size	Reference to TS34.108 clause 6.10 Parameter Set
CHOICE mode	FDD
CPCH set ID	Not Present
Added or Reconfigured TrCH information for DRAC list	Not Present
DL Transport channel information common for all transport channel	
SCCPCH TFCS	Not Present
CHOICE mode	FDD
CHOICE DL parameters	Explicit
DL DCH TFCS	
CHOICE TFCI signalling	Normal
TFCI Field 1 information	
CHOICE TFCS representation	Complete reconfiguration
TFCS complete reconfigure	
CHOICE CTFC Size	
CTFC information	This IE is repeated for TFC numbers and reference to TS34.108 clause 6.10.2.4
CTFC	Reference to TS34.108 clause 6.10.2.4 Parameter Set
Power offset information	Not present
Deleted TrCH information list	Not Present
Added or Reconfigured TrCH information list	
Added or Reconfigured DL TrCH information	
Downlink transport channel type	DCH
DL Transport channel identity	6
CHOICE DL parameters	Explicit
TFS	
CHOICE Transport channel type	Dedicated transport channels
Dynamic Transport format information	
RLC Size	Reference to TS34.108 clause 6.10 Parameter Set
Number of TBs and TTI List	(This IE is repeated for TFI number.)
Transmission Time Interval	Not Present
Number of Transport blocks	Reference to TS34.108 clause 6.10 Parameter Set
Semi-static Transport Format information	
Transmission time interval	Reference to TS34.108 clause 6.10 Parameter Set
Type of channel coding	Reference to TS34.108 clause 6.10 Parameter Set
Coding Rate	Reference to TS34.108 clause 6.10 Parameter Set
Rate matching attribute	Reference to TS34.108 clause 6.10 Parameter Set
CRC size	Reference to TS34.108 clause 6.10 Parameter Set
DCH quality target	
BLER Quality value	-2.0
Downlink transport channel type	DCH
DL Transport channel identity	10
CHOICE DL parameters	Same as UL
Uplink transport channel type	DCH
UL TrCH identity	5
DCH quality target	

Information Element	Value/remark
BLER Quality value	-2.0
Frequency info	Not Present
Maximum allowed UL TX power	33dBm
CHOICE channel requirement	Uplink-DPCH info
Uplink-DPCH power control info	
DPCCH power offset	-6dB
PC Preamble	1 frame
SRB delay	7 frames
Power Control Algorithm	Algorithm1
TPC step size	1dB
Scrambling code type	Long
Scrambling code number	0 (0 to 16777215)
Number of DPDCH	Not Present(1)
spreading factor	Reference to TS34.108 clause 6.10 Parameter Set
TFCI existence	Reference to TS34.108 clause 6.10 Parameter Set
Number of FBI bit	Reference to TS34.108 clause 6.10 Parameter Set
Puncturing Limit	Reference to TS34.108 clause 6.10 Parameter Set
CHOICE Mode	FDD
Downlink PDSCH information	Not Present
Downlink information common for all radio links	
Downlink DPCH info common for all RL	
Timing indicator	Maintain
CFN target SFN frame offset	Not Present
Downlink DPCH power control information	
DPC mode	0 (single)
CHOICE mode	FDD
Power offset P _{Pilot-DPCH}	0
DL rate matching restriction information	Not Present
Spreading factor	Reference to TS34.108 clause 6.10 Parameter Set
Fixed or Flexible Position	Reference to TS34.108 clause 6.10 Parameter Set
TFCI existence	Reference to TS34.108 clause 6.10 Parameter Set
CHOICE SF	Reference to TS34.108 clause 6.10 Parameter Set
DPCH compressed mode info	Not Present
TX Diversity mode	None
SSDT information	Not Present
Default DPCH Offset Value	Not Present
Downlink information for each radio link list	
Downlink information for each radio link	
Choice mode	FDD
Primary CPICH info	Reference to clause 6.1 "Default settings (FDD)"
Primary scrambling code	Not Present
PDSCH with SHO DCH info	Not Present
PDSCH code mapping	Not Present
Downlink DPCH info for each RL	
Primary CPICH usage for channel estimation	Primary CPICH may be used
DPCH frame offset	Set to value Default DPCH Offset Value (as currently stored in SS) mod 38400
Secondary CPICH info	Not Present
DL channelisation code	
Secondary scrambling code	4
Spreading factor	Reference to TS34.108 clause 6.10 Parameter Set
Code number	0
Scrambling code change	No change
TPC combination index	0
SSDT Cell Identity	Not Present
Closed loop timing adjustment mode	Not Present
SCCPCH information for FACH	Not Present

Contents of RADIO BEARER SETUP message: AM or UM

Information Element	Condition	Value/remark
Message Type RRC transaction identifier Integrity check info - message authentication code - RRC message sequence number Integrity protection mode info Ciphering mode info	A1, A2 , A3 , A4, A5, A6, A7, A8	Arbitrarily selects an integer between 0 and 3 The presence of this IE is dependent on IXIT statements in TS 34.123-2. If integrity protection is indicated to be active, this IE is present with the values of the sub IEs as stated below. Else, this IE and the sub-IEs are omitted. SS calculates the value of MAC-I for this message and writes to this IE. SS provides the value of this IE, from its internal counter. Not Present Not Present
Activation time	A1, A2 , A3 , A7, A8	(256+CFN-(CFN MOD 8 + 8))MOD 256
Activation time	A4, A5, A6	Not Present
New U-RNTI	A1 , A2 , A3 , A4 , A5 , A6 , A7 , A8	Not Present
New C-RNTI	A1, A2 , A3 , A4, A7, A8	Not Present
New C-RNTI	A5, A6	'1010 1010 1010 1010'
New DSCH-RNTI	A1, A2 , A3 , A4, A5, A6, A7, A8	Not Present
RRC State indicator	A1, A2 , A3 , A4, A7 , A8	CELL_DCH
RRC State indicator	A5, A6	CELL_FACH
UTRAN DRX cycle length coefficient	A1, A2 , A3 , A4, A5, A6, A7, A8	Not Present
CN information info		Not Present
URA identity		Not Present
Signalling RB information to setup		Not Present
RAB information for setup - RAB info - RAB identity - CN domain identity - NAS Synchronization Indicator - Re-establishment timer - RB information to setup - RB identity - PDCP info - CHOICE RLC info type - CHOICE Uplink RLC mode - Transmission RLC discard - Segmentation indication - CHOICE Downlink RLC mode - Segmentation indication - RB mapping info - Information for each multiplexing option - RLC logical channel mapping indicator - Number of uplink RLC logical channels - Uplink transport channel type - UL Transport channel identity - Logical channel identity - CHOICE RLC size list - MAC logical channel priority - Downlink RLC logical channel info - Number of downlink RLC logical channels - Downlink transport channel type	A1, A7	0000 0001B CS domain Not Present useT314 10 Not Present RLC info TM RLC Not Present FALSE TM RLC FALSE Not Present 1 DCH 1 Not Present Configured 7 1 DCH

Information Element	Condition	Value/remark
<ul style="list-style-type: none"> - DL DCH Transport channel identity - DL DSCH Transport channel identity - Logical channel identity 		6 Not Present Not Present
RAB information for setup <ul style="list-style-type: none"> - RAB info - RAB identity - CN domain identity - NAS Synchronization Indicator - Re-establishment timer - RB information to setup - RB identity - PDCP info - CHOICE RLC info type - CHOICE Uplink RLC mode - Transmission RLC discard - Segmentation indication - CHOICE Downlink RLC mode - Segmentation indication - RB mapping info - Information for each multiplexing option - RLC logical channel mapping indicator - Number of uplink RLC logical channels - Uplink transport channel type - UL Transport channel identity - Logical channel identity - CHOICE RLC size list - MAC logical channel priority - Downlink RLC logical channel info - Number of downlink RLC logical channels - Downlink transport channel type - DL DCH Transport channel identity - DL DSCH Transport channel identity - Logical channel identity - RB identity - PDCP info - CHOICE RLC info type - CHOICE Uplink RLC mode - Transmission RLC discard - Segmentation indication - CHOICE Downlink RLC mode - Segmentation indication - RB mapping info - Information for each multiplexing option - RLC logical channel mapping indicator - Number of uplink RLC logical channels - Uplink transport channel type - UL Transport channel identity - Logical channel identity - CHOICE RLC size list - MAC logical channel priority - Downlink RLC logical channel info - Number of downlink RLC logical channels - Downlink transport channel type - DL DCH Transport channel identity - DL DSCH Transport channel identity - Logical channel identity - RB identity - PDCP info - CHOICE RLC info type - CHOICE Uplink RLC mode - Transmission RLC discard - Segmentation indication - CHOICE Downlink RLC mode - Segmentation indication - RB mapping info - Information for each multiplexing option - RLC logical channel mapping indicator 	A2, A8	0000 0001B CS domain Not Present useT315 useT314 10 Not Present RLC info TM RLC Not Present FALSE TM RLC FALSE Not Present 1 DCH 1 Not Present Configured 6 1 DCH 6 Not Present Not Present 11 Not Present RLC info TM RLC Not Present FALSE TM RLC FALSE Not Present 1 DCH 2 Not Present Configured 6 1 DCH 7 Not Present Not Present 12 Not Present RLC info TM RLC Not Present FALSE TM RLC FALSE Not Present

Information Element	Condition	Value/remark
<ul style="list-style-type: none"> - Number of uplink RLC logical channels - Uplink transport channel type - UL Transport channel identity - Logical channel identity - CHOICE RLC size list - MAC logical channel priority - Downlink RLC logical channel info - Number of downlink RLC logical channels - Downlink transport channel type - DL DCH Transport channel identity - DL DSCH Transport channel identity - Logical channel identity 		<ul style="list-style-type: none"> 1 DCH 3 Not Present Configured 6 1 DCH 8 Not Present Not Present
<p>RAB information for setup</p> <ul style="list-style-type: none"> - RAB info - RAB identity - CN domain identity - NAS Synchronization Indicator - Re-establishment timer - RB information to setup - RB identity - PDCP info - Support for lossless SRNS relocation - Max PDCP SN window size - PDCP PDU header - Header compression information - CHOICE RLC info type - CHOICE Uplink RLC mode - Transmission RLC discard - CHOICE SDU discard mode - MAX_DAT - Transmission window size - Timer_RST - Max_RST - Polling info - Timer_poll_prohibit - Timer_poll - Poll_PDU - Poll_SDU - Last transmission PDU poll - Last retransmission PDU poll - Poll_Windows - Timer_poll_periodic - CHOICE Downlink RLC mode - In-sequence delivery - Receiving window size - Downlink RLC status info - Timer_status_prohibit - Timer_EPC - Missing PDU indicator - Timer_STATUS_periodic - RB mapping info - Information for each multiplexing option - RLC logical channel mapping indicator - Number of uplink RLC logical channels - Uplink transport channel type - UL Transport channel identity - Logical channel identity - CHOICE RLC size list - MAC logical channel priority - Downlink RLC logical channel info - Number of downlink RLC logical channels - Downlink transport channel type - DL DCH Transport channel identity - DL DSCH Transport channel identity - Logical channel identity - RLC logical channel mapping indicator 	<p>A3, A4, A5, A6</p>	<ul style="list-style-type: none"> (AM DTCH for PS domain) 0000 0101B PS domain Not Present useT315 20 FALSE Not present Absent Not present RLC info AM RLC No Discard 15 128 500 4 200 200 Not Present 1 TRUE TRUE 99 Not Present AM RLC TRUE 128 200 Not Present TRUE Not Present 2 RBMuxOptions Not Present 1 DCH 1 Not Present Configured 8 1 DCH 6 Not Present Not Present Not Present

Information Element	Condition	Value/remark
<ul style="list-style-type: none"> - Number of uplink RLC logical channels - Uplink transport channel type - UL Transport channel identity - Logical channel identity - CHOICE RLC size list <ul style="list-style-type: none"> - RLC size index - MAC logical channel priority - Downlink RLC logical channel info - Number of downlink RLC logical channels - Downlink transport channel type - DL DCH Transport channel identity - DL DSCH Transport channel identity - Logical channel identity 		<p>1 RACH Not Present 7 Explicit list Reference to TS34.108 clause 6 Parameter Set 8</p> <p>1 FACH Not Present Not Present 7</p>
<p>RB information to be affected</p> <p>Downlink counter synchronisation info</p>	<p>A1, A2, A3, A4, A5, A6, A7, A8</p> <p>A1, A2, A3, A4, A5, A6, A7, A8</p>	<p>Not Present</p> <p>Not Present</p>
<p>UL Transport channel information for all transport channels</p> <ul style="list-style-type: none"> - PRACH TFCS - CHOICE mode - TFC subset - UL DCH TFCS - CHOICE TFCI signalling - TFCI Field 1 information - CHOICE TFCS representation - TFCS complete reconfigure information - CHOICE CTFC Size - CTFC information - CTFC - Power offset information - CHOICE Gain Factors <ul style="list-style-type: none"> - Gain factor β_c - Gain factor β_d - Reference TFC ID - CHOICE mode - Power offset P_{p-m} 	<p>A1, A2, A3, A4, A5, A6, A7, A8</p>	<p>Not Present FDD Not Present</p> <p>Normal</p> <p>Complete reconfiguration</p> <p>Number of bits used must be enough to cover all combinations of CTFC from TS34.108 clause 6.10.2.4 Parameter Set. This IE is repeated for TFC numbers and reference to TS34.108 clause 6.10.2.4 Parameter Set Reference to TS34.108 clause 6.10.2.4 Parameter Set</p> <p>Computed Gain Factors(The last TFC is set to Signalled Gain Factors) 11 (below 64 kbps) 9 (higher than 64 kbps) (Not Present if the CHOICE Gain Factors is set to Computed Gain Factors) 15 (Not Present if the CHOICE Gain Factors is set to Computed Gain Factors)</p> <p>0 FDD Not Present</p>
<p>Deleted UL TrCH information</p>	<p>A1, A2, A3, A4, A5, A6, A7, A8</p>	<p>Not Present</p>
<p>Added or Reconfigured UL TrCH information</p> <ul style="list-style-type: none"> - Uplink transport channel type - UL Transport channel identity - TFS - CHOICE Transport channel type - Dynamic Transport format information - RLC Size - Number of TBs and TTI List - Transmission Time Interval - Number of Transport blocks 	<p>A1, A3, A4, A5, A6, A7</p>	<p>1 DCH added, 1 DCH reconfigured</p> <p>DCH 1</p> <p>Dedicated transport channels</p> <p>Reference to TS34.108 clause 6.10 Parameter Set (This IE is repeated for TFI number.) Not Present Reference to TS34.108 clause 6.10 Parameter</p>

Information Element	Condition	Value/remark
<ul style="list-style-type: none"> - CHOICE Logical Channel list - Semi-static Transport Format information - Transmission time interval - Type of channel coding - Coding Rate - Rate matching attribute - CRC size - Uplink transport channel type - UL Transport channel identity - TFS - CHOICE Transport channel type - Dynamic Transport format information - RLC Size - Number of TBs and TTI List - Transmission Time Interval - Number of Transport blocks - CHOICE Logical Channel list - Semi-static Transport Format information - Transmission time interval - Type of channel coding - Coding Rate - Rate matching attribute - CRC size 		<p>Set All</p> <p>Reference to TS34.108 clause 6.10 Parameter Set</p> <p>Reference to TS34.108 clause 6.10 Parameter Set</p> <p>Reference to TS34.108 clause 6.10 Parameter Set</p> <p>Reference to TS34.108 clause 6.10 Parameter Set</p> <p>Reference to TS34.108 clause 6.10 Parameter Set</p> <p>DCH 5</p> <p>Dedicated transport channels</p> <p>Reference to TS34.108 clause 6.10 Parameter Set (This IE is repeated for TFI number.)</p> <p>Not Present</p> <p>Reference to TS34.108 clause 6.10 Parameter Set</p> <p>All</p> <p>Reference to TS34.108 clause 6.10 Parameter Set</p> <p>Reference to TS34.108 clause 6.10 Parameter Set</p> <p>Reference to TS34.108 clause 6.10 Parameter Set</p> <p>Reference to TS34.108 clause 6.10 Parameter Set</p> <p>Reference to TS34.108 clause 6.10 Parameter Set</p>
<p>Added or Reconfigured UL TrCH information</p> <ul style="list-style-type: none"> Uplink transport channel type UL Transport channel identity TFS CHOICE Transport channel type Dynamic Transport format information RLC Size Number of TBs and TTI List Transmission Time Interval Number of Transport blocks CHOICE Logical Channel list Semi-static Transport Format information Transmission time interval Type of channel coding Coding Rate Rate matching attribute CRC size Uplink transport channel type UL Transport channel identity TFS CHOICE Transport channel type Dynamic Transport format information RLC Size 	<p>A4,A5,A6,A7</p>	<p>2 TrCHs(DCH for DCCH and DCH for DTCH)</p> <p>DCH</p> <p>5</p> <p>Dedicated transport channels</p> <p>Reference to TS34.108 clause 6.10 Parameter Set (This IE is repeated for TFI number.)</p> <p>Not Present</p> <p>Reference to TS34.108 clause 6.10 Parameter Set</p> <p>All</p> <p>Reference to TS34.108 clause 6.10 Parameter Set</p> <p>Reference to TS34.108 clause 6.10 Parameter Set</p> <p>Reference to TS34.108 clause 6.10 Parameter Set</p> <p>Reference to TS34.108 clause 6.10 Parameter Set</p> <p>Reference to TS34.108 clause 6.10 Parameter Set</p> <p>Reference to TS34.108 clause 6.10 Parameter Set</p> <p>DCH</p> <p>4</p> <p>Dedicated transport channels</p> <p>Reference to TS34.108 clause 6.10 Parameter Set</p>

Information Element	Condition	Value/remark
<ul style="list-style-type: none"> Number of TBs and TTI List Transmission Time Interval Number of Transport blocks CHOICE Logical Channel list Semi-static Transport Format information Transmission time interval Type of channel coding Coding Rate Rate matching attribute CRC size 		<p>Set (This IE is repeated for TFI number.) Not Present Reference to TS34.108 clause 6.10 Parameter Set Set All Reference to TS34.108 clause 6.10 Parameter Set Set Reference to TS34.108 clause 6.10 Parameter Set Set Reference to TS34.108 clause 6.10 Parameter Set Set Reference to TS34.108 clause 6.10 Parameter Set Set Reference to TS34.108 clause 6.10 Parameter Set Set</p>
<p>Added or Reconfigured UL TrCH information</p> <ul style="list-style-type: none"> - Uplink transport channel type - UL Transport channel identity - TFS - CHOICE Transport channel type - Dynamic Transport format information - RLC Size - Number of TBs and TTI List - Transmission Time Interval - Number of Transport blocks - CHOICE Logical Channel list - Semi-static Transport Format information - Transmission time interval - Type of channel coding - Coding Rate - Rate matching attribute - CRC size - Uplink transport channel type - UL Transport channel identity - TFS - CHOICE Transport channel type - Dynamic Transport format information - RLC Size - Number of TBs and TTI List - Transmission Time Interval - Number of Transport blocks - CHOICE Logical Channel list - Semi-static Transport Format information - Transmission time interval - Type of channel coding - Coding Rate - Rate matching attribute - CRC size - Uplink transport channel type - UL Transport channel identity 	<p>A2, A8</p>	<p>4 TrCHs(DCH for DCCH and 3DCHs for DTCH) DCH 5 Dedicated transport channels Reference to TS34.108 clause 6.10 Parameter Set Set (This IE is repeated for TFI number.) Not Present Reference to TS34.108 clause 6.10 Parameter Set Set All Reference to TS34.108 clause 6.10 Parameter Set Set Reference to TS34.108 clause 6.10 Parameter Set Set Reference to TS34.108 clause 6.10 Parameter Set Set Reference to TS34.108 clause 6.10 Parameter Set Set Reference to TS34.108 clause 6.10 Parameter Set Set DCH 1 Dedicated transport channels Reference to TS34.108 clause 6.10 Parameter Set Set (This IE is repeated for TFI number.) Not Present Reference to TS34.108 clause 6.10 Parameter Set Set All Reference to TS34.108 clause 6.10 Parameter Set Set Reference to TS34.108 clause 6.10 Parameter Set Set Reference to TS34.108 clause 6.10 Parameter Set Set Reference to TS34.108 clause 6.10 Parameter Set Set Reference to TS34.108 clause 6.10 Parameter Set Set DCH 2</p>

Information Element	Condition	Value/remark
<ul style="list-style-type: none"> - TFS - CHOICE Transport channel type - Dynamic Transport format information - RLC Size - Number of TBs and TTI List - Transmission Time Interval - Number of Transport blocks - CHOICE Logical Channel list - Semi-static Transport Format information - Transmission time interval - Type of channel coding - Coding Rate - Rate matching attribute - CRC size - Uplink transport channel type - UL Transport channel identity - TFS - CHOICE Transport channel type - Dynamic Transport format information - RLC Size - Number of TBs and TTI List - Transmission Time Interval - Number of Transport blocks - CHOICE Logical Channel list - Semi-static Transport Format information - Transmission time interval - Type of channel coding - Coding Rate - Rate matching attribute - CRC size 		<p>Dedicated transport channels</p> <p>Reference to TS34.108 clause 6.10 Parameter Set (This IE is repeated for TFI number.) Not Present Reference to TS34.108 clause 6.10 Parameter Set All</p> <p>Reference to TS34.108 clause 6.10 Parameter Set Reference to TS34.108 clause 6.10 Parameter Set Reference to TS34.108 clause 6.10 Parameter Set Reference to TS34.108 clause 6.10 Parameter Set Reference to TS34.108 clause 6.10 Parameter Set DCH 3</p> <p>Dedicated transport channels</p> <p>Reference to TS34.108 clause 6.10 Parameter Set (This IE is repeated for TFI number.) Not Present Reference to TS34.108 clause 6.10 Parameter Set All</p> <p>Reference to TS34.108 clause 6.10 Parameter Set Reference to TS34.108 clause 6.10 Parameter Set Reference to TS34.108 clause 6.10 Parameter Set Reference to TS34.108 clause 6.10 Parameter Set Reference to TS34.108 clause 6.10 Parameter Set</p>
<p>CHOICE <i>mode</i></p> <ul style="list-style-type: none"> - CPCH set ID - Added or Reconfigured TrCH information for DRAC list 	<p>A1, A2, A3, A4, A5, A6, A7, A8</p>	<p>FDD</p> <p>Not Present Not Present</p>
<p>DL Transport channel information common for all transport channel</p> <ul style="list-style-type: none"> - SCCPCH TFCS - CHOICE mode - CHOICE DL parameters 	<p>A1, A2, A7, A8</p>	<p>Not Present FDD SameasUL</p>
<p>DL Transport channel information common for all transport channel</p> <ul style="list-style-type: none"> - SCCPCH TFCS - CHOICE mode - CHOICE DL parameters - DL DCH TFCS - CHOICE TFCI Signalling - TFCI Field 1 Information - CHOICE TFCS representation - TFCS complete reconfigure - CHOICE CTFC Size 	<p>A3, A4, A5, A6</p>	<p>Not Present FDD Explicit</p> <p>Normal</p> <p>Complete reconfiguration</p> <p>Number of bits used must be enough to cover</p>

Information Element	Condition	Value/remark
<ul style="list-style-type: none"> - CTFC information - CTFC - Power offset information 		all combinations of CTFC from clause TS34.108 clause 6.10.2.4 Parameter Set. This IE is repeated for TFC numbers and reference to TS34.108 clause 6.10.2.4 Reference to TS34.108 clause 6.10.2.4 Parameter Set Not Present
Deleted DL TrCH information	A1, A2 , A3 , A4, A5, A6, A7, A8	Not Present
Added or Reconfigured DL TrCH information <ul style="list-style-type: none"> - Downlink transport channel type - DL Transport channel identity - CHOICE DL parameters - Uplink transport channel type - UL TrCH identity - DCH quality target - BLER Quality value - Downlink transport channel type - DL Transport channel identity - CHOICE DL parameters - Uplink transport channel type - UL TrCH identity - DCH quality target - BLER Quality value 	A1	1 DCH added, 1 DCH reconfigured DCH 6 Same as UL DCH 1 -2.0 DCH 10 Same as UL DCH 5 -2.0
Added or Reconfigured DL TrCH information <ul style="list-style-type: none"> - Downlink transport channel type - DL Transport channel identity - CHOICE DL parameters - Uplink transport channel type - UL TrCH identity - DCH quality target - BLER Quality value - Downlink transport channel type - DL Transport channel identity - CHOICE DL parameters - TFS - CHOICE Transport channel type - Dynamic transport format information - RLC Size - Number of TBs and TTI List - Dynamic transport format information - Transmission Time Interval - Number of Transport blocks - CHOICE Logical Channel list - Semi-static Transport Format information - Transmission time interval - Type of channel coding - Coding Rate - Rate matching attribute - CRC size - DCH quality target - BLER Quality value 	A3 , A4, A5, A6, A7	2 TrCHs(DCH for DCCH and DCH for DTCH) DCH 10 Same as UL DCH 5 -2.0 DCH 6 Explicit Dedicated transport channel Reference to TS34.108 clause 6.10 Parameter Set (This IE is repeated for TFI number.) Not Present Reference to TS34.108 clause 6.10 Parameter Set All Reference to TS34.108 clause 6.10 Parameter Set Reference to TS34.108 clause 6.10 Parameter Set Reference to TS34.108 clause 6.10 Parameter Set Reference to TS34.108 clause 6.10 Parameter Set Reference to TS34.108 clause 6.10 Parameter Set -2.0
Added or Reconfigured DL TrCH information <ul style="list-style-type: none"> - Downlink transport channel type - DL Transport channel identity - CHOICE DL parameters - Uplink transport channel type 	A2 , A8	4 TrCHs(DCH for DCCH and 3DCHs for DTCH) DCH 10 Same as UL DCH

Information Element	Condition	Value/remark
<ul style="list-style-type: none"> - UL TrCH identity - DCH quality target - BLER Quality value - Downlink transport channel type - DL Transport channel identity - CHOICE DL parameters - TFS - CHOICE Transport channel type - Dynamic transport format information - RLC Size 		5 2.0 Not Present DCH 6 Explicit Dedicated transport channel Reference to TS34.108 clause 6.10 Parameter Set (This IE is repeated for TFI number.)
<ul style="list-style-type: none"> - Number of TBs and TTI List - Dynamic transport format information - Transmission Time Interval - Number of Transport blocks 		Not Present Reference to TS34.108 clause 6.10 Parameter Set
<ul style="list-style-type: none"> - CHOICE Logical Channel list 		All
<ul style="list-style-type: none"> - Semi-static Transport Format information - Transmission time interval 		Reference to TS34.108 clause 6.10 Parameter Set
<ul style="list-style-type: none"> - Type of channel coding 		Reference to TS34.108 clause 6.10 Parameter Set
<ul style="list-style-type: none"> - Coding Rate 		Reference to TS34.108 clause 6.10 Parameter Set
<ul style="list-style-type: none"> - Rate matching attribute 		Reference to TS34.108 clause 6.10 Parameter Set
<ul style="list-style-type: none"> - CRC size 		Reference to TS34.108 clause 6.10 Parameter Set
<ul style="list-style-type: none"> - DCH quality target - BLER Quality value - Downlink transport channel type - DL Transport channel identity - CHOICE DL parameters - TFS - CHOICE Transport channel type - Dynamic transport format information - RLC Size 		Not Present -2.0 DCH 7 Explicit Dedicated transport channel Reference to TS34.108 clause 6.10 Parameter Set (This IE is repeated for TFI number.)
<ul style="list-style-type: none"> - Number of TBs and TTI List - Dynamic transport format information - Transmission Time Interval - Number of Transport blocks 		Not Present Reference to TS34.108 clause 6.10 Parameter Set
<ul style="list-style-type: none"> - CHOICE Logical Channel list 		All
<ul style="list-style-type: none"> - Semi-static Transport Format information - Transmission time interval 		Reference to TS34.108 clause 6.10 Parameter Set
<ul style="list-style-type: none"> - Type of channel coding 		Reference to TS34.108 clause 6.10 Parameter Set
<ul style="list-style-type: none"> - Coding Rate 		Reference to TS34.108 clause 6.10 Parameter Set
<ul style="list-style-type: none"> - Rate matching attribute 		Reference to TS34.108 clause 6.10 Parameter Set
<ul style="list-style-type: none"> - CRC size 		Reference to TS34.108 clause 6.10 Parameter Set
<ul style="list-style-type: none"> - DCH quality target - BLER Quality value - Downlink transport channel type - DL Transport channel identity - CHOICE DL parameters - TFS - CHOICE Transport channel type - Dynamic transport format information - RLC Size 		Not Present DCH 8 Explicit Dedicated transport channel Reference to TS34.108 clause 6.10 Parameter Set (This IE is repeated for TFI number.)
<ul style="list-style-type: none"> - Number of TBs and TTI List - Dynamic transport format information 		

Information Element	Condition	Value/remark
<ul style="list-style-type: none"> - Transmission Time Interval - Number of Transport blocks - CHOICE Logical Channel list - Semi-static Transport Format information - Transmission time interval - Type of channel coding - Coding Rate - Rate matching attribute - CRC size - DCH quality target - BLER Quality value 		Not Present Reference to TS34.108 clause 6.10 Parameter Set All Reference to TS34.108 clause 6.10 Parameter Set Reference to TS34.108 clause 6.10 Parameter Set Reference to TS34.108 clause 6.10 Parameter Set Reference to TS34.108 clause 6.10 Parameter Set Reference to TS34.108 clause 6.10 Parameter Set Not Present
Frequency info	A2, A3	Not present
Frequency info <ul style="list-style-type: none"> - UARFCN uplink (Nu) - UARFCN downlink (Nd) 	A1, A2, A3 , A4, A5, A6, A7, A8	Reference to clause 5.1 Test frequencies if frequency is different from the current frequency otherwise set to Not Present. Reference to clause 5.1 Test frequencies if frequency is different from the current frequency otherwise set to Not Present.
Maximum allowed UL TX power	A1, A2, A3 , A4, A7, A8	33dBm
Maximum allowed UL TX power	A5, A6	Not Present
CHOICE channel requirement <ul style="list-style-type: none"> - Uplink DPCH power control info - DPCCH power offset - PC Preamble - SRB delay - Power Control Algorithm - TPC step size - Scrambling code type - Scrambling code number - Number of DPDCH - spreading factor - TFCI existence - Number of FBI bit - Puncturing Limit 	A1, A2, A3 , A4, A7, A8	Uplink DPCH info -6dB 1 frame 7 frames Algorithm1 1dB Long 0 (0 to 16777215) Not Present(1) Reference to TS34.108 clause 6.10 Parameter Set Reference to TS34.108 clause 6.10 Parameter Set Reference to TS34.108 clause 6.10 Parameter Set Reference to TS34.108 clause 6.10 Parameter Set
CHOICE channel requirement	A5,A6	Not Present
CHOICE Mode	A1, A2, A3 , A4, A5, A6, A7, A8	FDD
- Downlink PDSCH information		Not Present
Downlink information common for all radio links <ul style="list-style-type: none"> - Downlink DPCH info common for all RL - Timing indicator - CFN-targetSFN frame offset - Downlink DPCH power control information - DPC mode - CHOICE mode - Power offset $P_{Pilot-DPDCH}$ - DL rate matching restriction information - Spreading factor - Fixed or Flexible Position 	A1, A2, A3	Maintain Not Present 0 (single) FDD 0 Not Present Reference to TS34.108 clause 6.10 Parameter Set Reference to TS34.108 clause 6.10 Parameter Set

Information Element	Condition	Value/remark
<ul style="list-style-type: none"> - TFCI existence - CHOICE SF - CHOICE mode - DPCH compressed mode info - TX Diversity mode - SSDT information - Default DPCH Offset Value 		Reference to TS34.108 clause 6.10 Parameter Set Reference to TS34.108 clause 6.10 Parameter Set FDD Not Present None Not Present Not Present
Downlink information common for all radio links <ul style="list-style-type: none"> - Downlink DPCH info common for all RL - Timing indicator - CFN-targetSFN frame offset - Downlink DPCH power control information - DPC mode - CHOICE mode - Power offset $P_{Pilot-DPCH}$ - DL rate matching restriction information - Spreading factor - Fixed or Flexible Position - TFCI existence - CHOICE SF - CHOICE mode - DPCH compressed mode info - TX Diversity mode - SSDT information - Default DPCH Offset Value 	A4,A7,A8	Initialise Not Present 0 (single) FDD 0 Not Present Reference to TS34.108 clause 6.10 Parameter Set Reference to TS34.108 clause 6.10 Parameter Set Reference to TS34.108 clause 6.10 Parameter Set Reference to TS34.108 clause 6.10 Parameter Set FDD Not Present None Not Present Arbitrary set to value 0..306688 by step of 512
Downlink information common for all radio links	A5,A6	Not Present
Downlink information for each radio link list <ul style="list-style-type: none"> - Downlink information for each radio link <ul style="list-style-type: none"> - Choice mode - Primary CPICH info - Primary scrambling code - PDSCH with SHO DCH info - PDSCH code mapping - Downlink DPCH info for each RL - Primary CPICH usage for channel estimation - DPCH frame offset - Secondary CPICH info - DL channelisation code - Secondary scrambling code - Spreading factor - Code number - Scrambling code change - TPC combination index - SSDT Cell Identity - Closed loop timing adjustment mode - SCCPCH information for FACH 	A1, A2 , A3 , A4 , A7 , A8	FDD Ref. to the Default setting in TS34.108 clause 6.1 (FDD) Not Present Not Present Primary CPICH may be used Set to value Default DPCH Offset Value (as currently stored in SS) mod 38400 Not Present 1 Reference to TS34.108 clause 6.10 Parameter Set 0 No change 0 Not Present Not Present Not Present
Downlink information for each radio link list <ul style="list-style-type: none"> - Downlink information for each radio link - Choice mode - Primary CPICH info - Primary scrambling code - PDSCH with SHO DCH info - PDSCH code mapping - Downlink DPCH info for each RL - Primary CPICH usage for channel estimation 	A4,A7,A8	FDD Ref. to the Default setting in TS34.108 clause 6.1 (FDD) Not Present Not Present Primary CPICH may be used

Information Element	Condition	Value/remark
DPCH frame offset Secondary CPICH info DL channelisation code Secondary scrambling code Spreading factor Code number Scrambling code change TPC combination index SSDT Cell Identity Closed loop timing adjustment mode SCCPCH information for FACH		Set to value : Default DPCH Offset Value mod 38400 Not Present 4 Reference to TS34.108 clause 6.10 Parameter Set 0 No change 0 Not Present Not Present Not Present
Downlink information for each radio link list - Downlink information for each radio link - Choice mode - Primary CPICH info - Primary scrambling code - PDSCH with SHO DCH info - PDSCH code mapping - Downlink DPCH info for each RL - SCCPCH information for FACH	A5	FDD Ref. to the Default setting in TS34.108 clause 6.1 (FDD) Not Present Not Present Not present Not Present
Downlink information for each radio link list - Downlink information for each radio link - Choice mode - Primary CPICH info - Primary scrambling code - PDSCH with SHO DCH info - PDSCH code mapping - Downlink DPCH info for each RL - SCCPCH information for FACH	A6	FDD Different from the Default setting in TS34.108 clause 6.1 (FDD) Not Present Not Present Not present Not Present

Condition	Explanation
A1	This IE need for "Non speech to CELL_DCH from CELL_DCH in CS"
A2 is defined in message "RADIO BEARER SETUP message: AM or UM (Speech in CS)".	This IE need for "Speech to CELL_DCH from CELL_DCH in CS"
A3 is defined in message "RADIO BEARER SETUP message: AM or UM (Packet to CELL_DCH from CELL_DCH in PS)".	This IE need for "Packet to CELL_DCH from CELL_DCH in PS"
A4	This IE need for "Packet to CELL_DCH from CELL_FACH in PS"
A5	This IE need for "Packet to CELL_FACH from CELL_DCH in PS"
A6	This IE need for "Packet to CELL_FACH from CELL_FACH in PS"
A7	This IE need for "Non speech to CELL_DCH from CELL_FACH in CS"
A8	This IE need for "Speech to CELL_DCH from CELL_FACH in CS"

<End of Modification>

<Start of Modification>

Contents of RRC CONNECTION SETUP message: UM (Transition to CELL_FACH)

Information Element	Value/remark
Message Type	
Initial UE identity	Select the same identity as in the IE "Initial UE Identity" in received RRC CONNECTION REQUEST message
RRC transaction identifier	Arbitrarily selects an integer between 0 and 3
Activation time	Not Present (Now)
New U-RNTI	

Information Element	Value/remark
- SRNC identity	0000 0000 0001B
- S-RNTI	0000 0000 0000 0000 0001B
New C-RNTI	0000 0000 0000 0001B
RRC state indicator	CELL_FACH
UTRAN DRX cycle length coefficient	9
Capability update requirement	Not Present
Signalling RB information to setup	(UM DCCH for RRC)
- RB identity	Not present
- CHOICE RLC info type	RLC info
- CHOICE Uplink RLC mode	UM RLC
- Transmission RLC discard	Not present
- SDU discard mode	Not present
- CHOICE Downlink RLC mode	UM RLC
- RB mapping info	
- Information for each multiplexing option	2 RBMuxOptions
- RLC logical channel mapping indicator	Not Present
- Number of uplink RLC logical channels	1
- Uplink transport channel type	DCH
- UL Transport channel identity	5
- Logical channel identity	1
- CHOICE RLC size list	Configured
- MAC logical channel priority	1
- Downlink RLC logical channel info	
- Number of downlink RLC logical channels	1
- Downlink transport channel type	DCH
- DL DCH Transport channel identity	10
- DL DSCH Transport channel identity	Not Present
- Logical channel identity	1
- RLC logical channel mapping indicator	Not Present
- Number of uplink RLC logical channels	1
- Uplink transport channel type	RACH
- UL Transport channel identity	Not Present
- Logical channel identity	1
- CHOICE RLC size list	Explicit list
- RLC size index	According to TS34.108 clause 6.10.2.4.4.1 6.10.2.4.1.3 (standalone-13.6 kbps signalling radio bearer)
- MAC logical channel priority	1
- Downlink RLC logical channel info	
- Number of downlink RLC logical channels	1
- Downlink transport channel type	FACH
- DL DCH Transport channel identity	Not Present
- DL DSCH Transport channel identity	Not Present
- Logical channel identity	1
Signalling RB information to setup	(AM DCCH for RRC)
- RB identity	Not Present
- CHOICE RLC info type	RLC info
- CHOICE Uplink RLC mode	AM RLC
- Transmission RLC discard	
- SDU discard mode	No Discard
- MAX_DAT	15
- Transmission window size	128
- Timer_RST	500
- Max_RST	1
- Polling info	
- Timer_poll_prohibit	200
- Timer_poll	200
- Poll_PDU	Not Present
- Poll_SDU	1
- Last transmission PDU poll	TRUE
- Last retransmission PDU poll	TRUE
- Poll_Windows	99
- Timer_poll_periodic	Not Present
- CHOICE Downlink RLC mode	AM RLC
- In-sequence delivery	TRUE
- Receiving window size	128
- Downlink RLC status info	
- Timer_status_prohibit	200

Information Element	Value/remark
- Timer_EPC	Not Present
- Missing PDU indicator	TRUE
- Timer_STATUS_periodic	Not Present
- RB mapping info	
- Information for each multiplexing option	2 RBMuxOptions
- RLC logical channel mapping indicator	Not Present
- Number of uplink RLC logical channels	1
- Uplink transport channel type	DCH
- UL Transport channel identity	5
- Logical channel identity	2
- CHOICE RLC size list	Configured
- MAC logical channel priority	2
- Downlink RLC logical channel info	
- Number of downlink RLC logical channels	1
- Downlink transport channel type	DCH
- DL DCH Transport channel identity	10
- DL DSCH Transport channel identity	Not Present
- Logical channel identity	2
- RLC logical channel mapping indicator	Not Present
- Number of uplink RLC logical channels	1
- Uplink transport channel type	RACH
- UL Transport channel identity	Not Present
- Logical channel identity	2
- CHOICE RLC size list	Explicit list
- RLC size index	According to TS34.108 clause 6.10.2.4.4.16-10.2.4.1.3 (standalone 13.6 kbps signalling radio bearer)
- MAC logical channel priority	2
- Downlink RLC logical channel info	
- Number of downlink RLC logical channels	1
- Downlink transport channel type	FACH
- DL DCH Transport channel identity	Not Present
- DL DSCH Transport channel identity	Not Present
- Logical channel identity	2
Signalling RB information to setup	(AM DCCH for NAS_DT High priority)
- RB identity	Not present
- CHOICE RLC info type	RLC info
- CHOICE Uplink RLC mode	AM RLC
- Transmission RLC discard	
- SDU discard mode	No Discard
- MAX_DAT	15
- Transmission window size	128
- Timer_RST	500
- Max_RST	1
- Polling info	
- Timer_poll_prohibit	200
- Timer_poll	200
- Poll_PDU	Not Present
- Poll_SDU	1
- Last transmission PDU poll	TRUE
- Last retransmission PDU poll	TRUE
- Poll_Windows	99
- Timer_poll_periodic	Not Present
- CHOICE Downlink RLC mode	AM RLC
- In-sequence delivery	TRUE
- Receiving window size	128
- Downlink RLC status info	
- Timer_status_prohibit	200
- Timer_EPC	Not Present
- Missing PDU indicator	TRUE
- Timer_STATUS_periodic	Not Present
- RB mapping info	
- Information for each multiplexing option	2 RBMuxOptions
- RLC logical channel mapping indicator	Not Present
- Number of uplink RLC logical channels	1
- Uplink transport channel type	DCH
- UL Transport channel identity	5
- Logical channel identity	3

Information Element	Value/remark
<ul style="list-style-type: none"> - CHOICE RLC size list - MAC logical channel priority - Downlink RLC logical channel info - Number of downlink RLC logical channels - Downlink transport channel type - DL DCH Transport channel identity - DL DSCH Transport channel identity - Logical channel identity - RLC logical channel mapping indicator - Number of uplink RLC logical channels - Uplink transport channel type - UL DCH Transport channel identity - Logical channel identity - CHOICE RLC size list <ul style="list-style-type: none"> - RLC size index 	Configured 3 1 DCH 10 Not Present 3 Not Present 1 RACH Not Present 3 Explicit list According to TS34.108 clause 6.10.2.4.4.1 6.10.2.4.1.3 (standalone 13.6 kbps signalling radio bearer)
<ul style="list-style-type: none"> - MAC logical channel priority - Downlink RLC logical channel info - Number of downlink RLC logical channels - Downlink transport channel type - DL DCH Transport channel identity - DL DSCH Transport channel identity - Logical channel identity 	3 1 FACH Not Present Not Present 3
Signalling RB information to setup <ul style="list-style-type: none"> - RB identity - CHOICE RLC info type - CHOICE Uplink RLC mode - Transmission RLC discard <ul style="list-style-type: none"> - SDU discard mode - MAX_DAT - Transmission window size - Timer_RST - Max_RST - Polling info <ul style="list-style-type: none"> - Timer_poll_prohibit - Timer_poll - Poll_PDU - Poll_SDU - Last transmission PDU poll - Last retransmission PDU poll - Poll_Windows <ul style="list-style-type: none"> - Timer_poll_periodic - CHOICE Downlink RLC mode <ul style="list-style-type: none"> - In-sequence delivery - Receiving window size - Downlink RLC status info <ul style="list-style-type: none"> - Timer_status_prohibit - Timer_EPC - Missing PDU indicator - Timer_STATUS_periodic 	(AM DCCH for NAS_DT Low priority) Not Present RLC info AM RLC No Discard 15 128 500 1 200 200 Not Present 1 TRUE TRUE 99 Not Present AM RLC TRUE 128 200 Not Present TRUE Not Present
<ul style="list-style-type: none"> - RB mapping info <ul style="list-style-type: none"> - Information for each multiplexing option - RLC logical channel mapping indicator - Number of uplink RLC logical channels - Uplink transport channel type - UL Transport channel identity - Logical channel identity - CHOICE RLC size list <ul style="list-style-type: none"> - MAC logical channel priority - Downlink RLC logical channel info <ul style="list-style-type: none"> - Number of downlink RLC logical channels - Downlink transport channel type - DL DCH Transport channel identity - DL DSCH Transport channel identity - Logical channel identity - RLC logical channel mapping indicator - Number of uplink RLC logical channels 	2 RBMuxOptions Not Present 1 DCH 5 4 Configured 4 1 DCH 10 Not Present 4 Not Present 1

Information Element	Value/remark
<ul style="list-style-type: none"> - Uplink transport channel type - UL Transport channel identity - Logical channel identity - CHOICE RLC size list - RLC size index 	<p>RACH Not Present 4 Explicit list According to TS34.108 clause 6.10.2.4.4.16.10.2.4.1.3 (standalone 13.6 kbps signalling radio bearer)</p>
<ul style="list-style-type: none"> - MAC logical channel priority - Downlink RLC logical channel info - Number of downlink RLC logical channels - Downlink transport channel type - DL DCH Transport channel identity - DL DSCH Transport channel identity - Logical channel identity 	<p>4 1 FACH Not Present Not Present 4</p>
<p>UL Transport channel information for all transport channels</p>	
<ul style="list-style-type: none"> - PRACH TFCS - CHOICE Mode - TFC subset - UL DCH TFCS - CHOICE TFCI signalling - TFCI Field 1 information - CHOICE TFCS representation - TFCS complete reconfigure - CHOICE CTFC Size - CTFC information 	<p>Not Present FDD Not Present Normal Addition 2bit CTFC</p>
<ul style="list-style-type: none"> - CTFC 	<p>This IE is repeated for TFC numbers according to TS34.108 clause 6.10.2.4.1.3 (standalone 13.6 kbps signalling radio bearer)</p>
<ul style="list-style-type: none"> - CTFC 	<p>According to TS34.108 clause 6.10.2.4.1.3 (standalone 13.6 kbps signalling radio bearer)</p>
<ul style="list-style-type: none"> - Power offset information - CHOICE Gain Factors - Gain factor β_c 	<p>Computed Gain Factors (The last TFC is set to Signalled Gain Factors) 11 (below 64 kbps) 9 (higher than 64 kbps) (Not Present if the above is set to Computed Gain Factors)</p>
<ul style="list-style-type: none"> - Gain factor β_d 	<p>15 (Not Present if the above is set to Computed Gain Factors)</p>
<ul style="list-style-type: none"> - Reference TFC ID - CHOICE mode - Power offset Pp-m 	<p>0 FDD Not Present</p>
<p>Added or Reconfigured TrCH information list</p>	<p>TS 25.331 specifies that "Although this IE is not required when the IE "RRC state indicator" is set to "CELL_FACH", need is MP to align with ASN.1"</p>
<ul style="list-style-type: none"> - Added or Reconfigured UL TrCH information - Uplink transport channel type - UL Transport channel identity - TFS 	<p>DCH 5</p>

Information Element	Value/remark
<ul style="list-style-type: none"> - CHOICE Transport channel type - Dynamic Transport format information - RLC Size 	Delicated transport channels Value 16 results in an RLC size of 144 bits; OctetModeType1 ((8*sizeType1)+16).
<ul style="list-style-type: none"> - Number of TBs and TTI List - Transmission Time Interval - Number of Transport blocks - CHOICE Logical Channel List - Semi-static Transport Format information - Transmission time interval - Type of channel coding - Coding Rate - Rate matching attribute - CRC size 	List with single entry Not Present 0 ALL 40 ms Convolutional 1/3 160 16
DL Transport channel information common for all transport channel <ul style="list-style-type: none"> - SCCPCH TFCS - CHOICE mode - CHOICE DL parameters 	Not Present FDD Same as UL
Added or Reconfigured TrCH information list	TS 25.331 specifies that "Although this IE is not required when the IE "RRC state indicator" is set to "CELL_FACH", need is MP to align with ASN.1"
<ul style="list-style-type: none"> - Added or Reconfigured DL TrCH information - Downlink transport channel type - DL Transport channel identity - CHOICE DL parameters - Uplink Transport channel type - UL TrCH identity - DCH quality target 	DCH 10 Same as UL DCH 5 Not Present
Frequency info	Not present
Maximum allowed UL TX power	Not present
CHOICE channel requirement	Not Present
Downlink information common for all radio links	Not Present
Downlink information for each radio link list	Not present

3GPP TSG-T1 Meeting #18
San Antonio, USA, 14th February 2003

Tdoc # T1-030041

3GPP TSG-T1 SIG Meeting #27
San Antonio, USA, 10th – 12th February 2003

Tdoc # T1S030149

CR-Form-v7

CHANGE REQUEST

⌘ 34.108 CR 176 ⌘ rev - ⌘ Current version: 3.10.0 ⌘

For **HELP** on using this form, see bottom of this page or look at the pop-up text over the ⌘ symbols.

Proposed change affects: UICC apps ME Radio Access Network Core Network

Title:	⌘ CR to 34.108 R99: Corrections to SB and SIB configurations in clause 6.1 as T1S030045rev1		
Source:	⌘ Nokia		
Work item code:	⌘ TEI	Date:	⌘ 06/02/2003
Category:	⌘ F Use <u>one</u> of the following categories: F (correction) A (corresponds to a correction in an earlier release) B (addition of feature), C (functional modification of feature) D (editorial modification) Detailed explanations of the above categories can be found in 3GPP TR 21.900 .	Release:	⌘ R99 Use <u>one</u> of the following releases: 2 (GSM Phase 2) R96 (Release 1996) R97 (Release 1997) R98 (Release 1998) R99 (Release 1999) Rel-4 (Release 4) Rel-5 (Release 5) Rel-6 (Release 6)

Reason for change: ⌘ Some corrections and modifications that have been made for system information blocks in clause 6.1 in change requests CR #066r1 (T1-010472), CR #088 (T1-020101) and CR #161 (T1-020798) must also be updated to SB1, SIB5 and SIB6 messages in clauses 6.1.1, 6.1.2 and 6.1.3.

Summary of change: ⌘ For SB1 (FDD):

- Missing SIB 18 scheduling is added in SB1 (CR #066r1).
- SB1 correction: "Cell Value tag" for SIB7 must not be present (CR #066r1).

For SIB5 (FDD):

- "Reference TFC ID" is "0" for "Computed Gain Factor" added (CR #066r1).
- TFCS representation for PRACH and SCCPCH is changed to 'Complete' from 'Addition' (CR #088).
- 'CHOICE Logical Channel List' changed from 'All' to 'Configured' for PRACH in SIB5 (CR #088).
- IE "Power offset Pp-m" is set to "0 dBm" (CR #088).
- If IE "CHOICE Gain Factors" is set to "signalled gain factor", IE "Gain factor βc" shall be set to '11' (CR #088).
- Correction made to IE "CHOICE TFCI signalling", parameter should be "CHOICE TFCI signalling" and value "Normal" (TS 25.331, 10.3.5.20) (CR #161).

- Added missing "CHOICE mode FDD" (CR #161).
- Corrected name of IE "Primary CPICH TX power" (TS 25.331 10.3.6.55) (CR #161).
- IEs having value equal to default values as specified in TS 25.331 should not be present. Thus is IEs "TFCI existence", "Fixed or Flexible position" and "Timing offset" marked as "Not present" in the relevant places (CR #161).
- In addition, AICH transmission timing set in the same way for each SIB5. (Set to "0".)

For SIB6 (FDD):

- "Reference TFC ID" is "0" for "Computed Gain Factor" added (CR #066r1).
- TFCS representation for PRACH and SCCPCH is changed to 'Complete' from 'Addition' (CR #088).
- IE "PRACH system information list" in SIB6 has been marked as Not Present as the IE is optional and has the same values as for corresponding IE in SIB5. Similar modification made to "Secondary CCPCH system info" IE, where relevant (CR #161).
- Correction made to IE "CHOICE TFCI signalling", parameter should be "CHOICE TFCI signalling" and value "Normal" (TS 25.331, 10.3.5.20) (CR #161).
- Added missing "CHOICE mode FDD" (CR #161).
- IEs having value equal to default values as specified in TS 25.331 should not be present. Thus is IEs "TFCI existence", "Fixed or Flexible position" and "Timing offset" marked as "Not present" in the relevant places (CR #161).

Consequences if not approved:

⌘ Incorrect SB1, SIB5 and SIB6 configurations in the specification.

Clauses affected:

⌘ 6.1.1, 6.1.2 and 6.1.3

Other specs affected:

Y	N
	X
	X
	X

⌘ Other core specifications
⌘ Test specifications
⌘ O&M Specifications

Other comments:

⌘

How to create CRs using this form:

Comprehensive information and tips about how to create CRs can be found at <http://www.3gpp.org/specs/CR.htm>.

Below is a brief summary:

- 1) Fill out the above form. The symbols above marked ⌘ contain pop-up help information about the field that they are closest to.
- 2) Obtain the latest version for the release of the specification to which the change is proposed. Use the MS Word "revision marks" feature (also known as "track changes") when making the changes. All 3GPP specifications can be downloaded from the 3GPP server under <ftp://ftp.3gpp.org/specs/> For the latest version, look for the directory name with the latest date e.g. 2001-03 contains the specifications resulting from the March 2001 TSG meetings.
- 3) With "track changes" disabled, paste the entire CR form (use CTRL-A to select it) into the specification just in front of the clause containing the first piece of changed text. Delete those parts of the specification which are not relevant to the change request.

6.1.1 SCCPCH configuration with Stand-alone SRB for PCCH in the first SCCPCH and Interactive/Background 32 kbps PS RAB + SRBs for CCCH/DCCH/BCCH in the second SCCPCH

Two SCCPCHs are used in this SYSTEM INFORMATION configuration. The first SCCPCH carries the PCH and the second SCCPCH carries the FACH for Interactive/Background 32 kbps PS RAB and the FACH for SRBs on CCCH/DCCH/BCCH.

This Reference System Configuration is the same as defined in chapter 6.1, except for the following SIBs.

Contents of System Information Block type 5 (FDD)

- SIB6 indicator	TRUE
- PICH Power offset	-5 dB
- CHOICE Mode	FDD
- AICH Power offset	5 dB
- Primary CCPCH info	Not present
- PRACH system information list	
- PRACH system information	
- PRACH info	
- CHOICE mode	FDD
- Available Signature	'0000 0000 1111 1111'B
- Available SF	64
- Preamble scrambling code number	0
- Puncturing Limit	1.00
- Available Sub Channel number	'1111 1111 1111'B
- Transport Channel Identity	15
- RACH TFS	
- CHOICE Transport channel type	Common transport channels
- Dynamic Transport format information	
- RLC size	168
- Number of TB and TTI List	
- Number of Transport blocks	1
- CHOICE Mode	FDD
- CHOICE Logical Channel List	ConfiguredALL
- RLC size	360
- Number of TB and TTI List	
- Number of Transport blocks	1
- CHOICE Mode	FDD
- CHOICE Logical Channel List	ConfiguredALL
- Semi-static Transport Format information	
- Transmission time interval	20 ms
- Type of channel coding	Convolutional
- Coding Rate	1/2
- Rate matching attribute	150
- CRC size	16
- RACH TFCS	
- CHOICE TFCI signalling Normal	Normal
- TFCI Field 1 information	
- CHOICE TFCS representation	Complete reconfiguration
- TFCS complete reconfiguration	
information	
- CHOICE CTFC Size	2 bit
- CTFC information	0
- Power offset information	
- CHOICE Gain Factors	Computed Gain Factor, reference TFC id = 0
- Reference TFC ID	0
- CHOICE Mode	FDD
- Power offset Pp-m	-50 dB
- CTFC information	1
- Power offset information	
- CHOICE Gain Factors	Signalled Gain Factor
- CHOICE mode	FDD
- Gain factor β_c	11
- Gain factor β_d	15
- Reference TFC ID	0
- CHOICE Mode	FDD
- Power offset Pp-m	-50 dB
- PRACH partitioning	
- Access Service Class	
- ASC Setting	Not Present
- ASC Setting	
- CHOICE mode	FDD
- Available signature Start Index	0 (ASC#1)
- Available signature End Index	7 (ASC#1)
- Assigned Sub-channel Number	'1111'B
- ASC Setting	Not Present
- ASC Setting	

- CHOICE mode	FDD
- Available signature Start Index	0 (ASC#3)
- Available signature End Index	7 (ASC#3)
- Assigned Sub-channel Number	'1111'B
- ASC Setting	Not Present
- ASC Setting	
- CHOICE mode	FDD
- Available signature Start Index	0 (ASC#5)
- Available signature End Index	7 (ASC#5)
- Assigned Sub-channel Number	'1111'B
- ASC Setting	Not Present
- ASC Setting	
- CHOICE mode	FDD
- Available signature Start Index	0 (ASC#7)
- Available signature End Index	7 (ASC#7)
- Assigned Sub-channel Number	'1111'B
- Persistence scaling factor	
- Persistence scaling factor	0.9 (for ASC#2)
- Persistence scaling factor	0.9 (for ASC#3)
- Persistence scaling factor	0.9 (for ASC#4)
- Persistence scaling factor	0.9 (for ASC#5)
- Persistence scaling factor	0.9 (for ASC#6)
- Persistence scaling factor	0.9 (for ASC#7)
- AC-to-ASC mapping table	
- AC-to-ASC mapping	6 (AC0-9)
- AC-to-ASC mapping	5 (AC10)
- AC-to-ASC mapping	4 (AC11)
- AC-to-ASC mapping	3 (AC12)
- AC-to-ASC mapping	2 (AC13)
- AC-to-ASC mapping	1 (AC14)
- AC-to-ASC mapping	0 (AC15)
- CHOICE mode	<u>FDD</u>
- Primary CPICH DL -TX power	31
- Constant value	-10
- PRACH power offset	
- Power Ramp Step	3dB
- Preamble Retrans Max	4
- RACH transmission parameters	
- Mmax	2
- NB01min	3 slot
- NB01max	10 slot
- AICH info	
- Channelisation code	3
- STTD indicator	FALSE
- AICH transmission timing	<u>0</u>
- Secondary CCPCH system information	(For 2 SCCPCHs)
- Secondary CCPCH info	(SCCPCH for standalone PCH)
- CHOICE mode	<u>FDD</u>
- Secondary scrambling code	Not Present
- STTD indicator	FALSE
- Spreading factor	128
- Code number	4
- Pilot symbol existence	FALSE
- TFCI existence	FALSE
- Fixed or Flexible position	Fixed
- Timing offset	30
- TFCS	
- CHOICE TFCI signalling	<u>Normal</u>
- TFCI Field 1 information	
- CHOICE TFCS representation	Complete <u>reconfiguration</u>
- TFCS complete <u>reconfiguration</u>	
information	
- CHOICE CTFC Size	2 bit
- CTFC information	0
- Power offset information	Not Present
- CTFC information	1
- Power offset information	Not Present
- FACH/PCH information	
- TFS	(PCH)

- CHOICE Transport channel type	Common transport channels
- Dynamic Transport format information	240
- RLC Size	0
- Number of TB and TTI List	1
- Number of Transport blocks	FDD
- CHOICE Mode	ALL
- CHOICE Logical Channel List	10 ms
- Semi-static Transport Format information	Convolutional
- Transmission time interval	$\frac{1}{2}$
- Type of channel coding	230
- Coding Rate	16 bit
- Rate matching attribute	12 (for PCH)
- CRC size	FALSE
- Transport Channel Identity	FDD
- CTCH indicator	2
- PICH info	18
- CHOICE mode	FALSE
- Channelisation code	(SCCPCH including two FACHs)
- Number of PI per frame	FDD
- STTD indicator	Not Present
- Secondary CCPCH info	FALSE
- CHOICE mode	64
- Secondary scrambling code	1
- STTD indicator	FALSE
- Spreading factor	Not Present
- Code number	Absence of this IE is equivalent to default value "TRUE"
- Pilot symbol existence	Not Present
- TFCI existence	Absence of this IE is equivalent to default value "Flexible"
- Fixed or Flexible position	Not Present
- Timing offset	Absence of this IE is equivalent to default value 0
- TFCS	Normal
- CHOICE TFCI signalling Normal	Complete reconfiguration
- TFCI Field 1 information	4 bit
- CHOICE TFCS representation	0
- TFCS complete addition reconfiguration	Not Present
information	1
- CHOICE CTFC Size	Not Present
- CTFC information	2
- Power offset information	Not Present
- CTFC information	3
- Power offset information	Not Present
- CTFC information	4
- Power offset information	Not Present
- CTFC information	Not Present
- Power offset information	Not Present
- CTFC information	Not Present
- Power offset information	Not Present
- FACH/PCH information	(FACH)
- TFS	Common transport channels
- CHOICE Transport channel type	168
- Dynamic Transport format information	0
- RLC Size	1
- Number of TB and TTI List	2
- Number of Transport blocks	FDD
- Number of Transport blocks	ALL
- Number of Transport blocks	10 ms
- CHOICE Mode	Convolutional
- CHOICE Logical Channel List	$\frac{1}{2}$
- Semi-static Transport Format information	220
- Transmission time interval	16 bit
- Type of channel coding	
- Coding Rate	
- Rate matching attribute	
- CRC size	

- Transport Channel Identity	13 (for FACH)
- CTCH indicator	FALSE
- TFS	(FACH)
- CHOICE Transport channel type	Common transport channels
- Dynamic Transport format information	
- RLC Size	360
- Number of TB and TTI List	
- Number of Transport blocks	0
- Number of Transport blocks	1
- CHOICE Mode	FDD
- CHOICE Logical Channel List	ALL
- Semi-static Transport Format information	
- Transmission time interval	10 ms
- Type of channel coding	Turbo
- Rate matching attribute	130
- CRC size	16bit
- Transport Channel Identity	14 (for FACH)
- CTCH indicator	FALSE
- CBS DRX Level 1 information	Not Present

Contents of System Information Block type 5 (3.84 Mcps TDD)

<FFS>

Contents of System Information Block type 6 in connected mode (FDD)

- PICH Power offset	-5 dB
- CHOICE Mode	FDD
- AICH Power offset	5 dB
- Primary CCPCH info	Not present
- PRACH system information list	<u>Not present</u>
- PRACH system information	
- PRACH info	
- CHOICE mode	FDD
- Available Signature	'0000-0000-1111-1111'B
- Available SF	64
- Preamble scrambling code number	0
- Puncturing Limit	1.0
- Available Sub-Channel number	'1111-1111-1111'B
- Transport Channel Identity	15
- RACH TFS	
- CHOICE Transport channel type	Common transport channels
- Dynamic Transport format information	
- RLC size	168
- Number of TB and TTI List	
- Number of Transport blocks	1
- CHOICE Mode	FDD
- CHOICE Logical Channel List	ALL
- RLC size	360
- Number of TB and TTI List	
- Number of Transport blocks	1
- CHOICE Mode	FDD
- CHOICE Logical Channel List	ALL
- Semi-static Transport Format information	
- Transmission time interval	20 ms
- Type of channel coding	Convolutional
- Coding Rate	1/2
- Rate matching attribute	150
- CRC size	16
- RACH TFCS	
- Normal	
- TFCI Field 1 information	
- CHOICE TFCS representation	Complete
- TFCS addition information	
- CHOICE CTFC Size	2-bit
- CTFC information	0
- Power offset information	
- CHOICE Gain Factors	Computed Gain Factor, reference TFC id=0
- Power offset Pp-m	-5 dB
- CTFC information	1
- Power offset information	
- CHOICE Gain Factors	Signalled Gain Factor
- Gain factor β_e	10
- Gain factor β_d	15
- Reference TFC ID	0
- Power offset Pp-m	-5dB
- PRACH partitioning	
- Access Service Class	
- ASC Setting	Not Present
- ASC Setting	
- CHOICE mode	FDD
- Available signature Start Index	0 (ASC#1)
- Available signature End Index	7 (ASC#1)
- Assigned Sub-channel Number	'1111'B
- ASC Setting	Not Present
- ASC Setting	
- CHOICE mode	FDD
- Available signature Start Index	0 (ASC#3)
- Available signature End Index	7 (ASC#3)
- Assigned Sub-channel Number	'1111'B
- ASC Setting	Not Present
- ASC Setting	

CHOICE mode	FDD
Available signature Start Index	0 (ASC#5)
Available signature End Index	7 (ASC#5)
Assigned Sub-channel Number	'1111'B
ASC Setting	Not Present
ASC Setting	
CHOICE mode	FDD
Available signature Start Index	0 (ASC#7)
Available signature End Index	7 (ASC#7)
Assigned Sub-channel Number	'1111'B
Persistence scaling factor	
Persistence scaling factor	0.9 (for ASC#2)
Persistence scaling factor	0.9 (for ASC#3)
Persistence scaling factor	0.9 (for ASC#4)
Persistence scaling factor	0.9 (for ASC#5)
Persistence scaling factor	0.9 (for ASC#6)
Persistence scaling factor	0.9 (for ASC#7)
AC-to-ASC mapping table	Not present
Primary CPICH-DL-TX power	31
Constant value	-10
PRACH power offset	
Power Ramp Step	3dB
Preamble Retrans Max	4
RACH transmission parameters	
Mmax	2
NB01min	3 slot
NB01max	10 slot
AICH info	
Channelisation code	3
STTD indicator	FALSE
AICH transmission timing	4
- Secondary CCPCH system information	Not present (For 2 SCCPCHs)
Secondary CCPCH info	(SCCPCH for standalone PCH)
Secondary scrambling code	Not Present
STTD indicator	FALSE
Spreading factor	128
Code number	4
Pilot symbol existence	FALSE
TFCH existence	FALSE
Fixed or Flexible position	Fixed
Timing offset	30
TFCS	
Normal	
TFCH Field 1 information	
CHOICE TFCS representation	Complete
TFCS addition information	
CHOICE CTFC Size	2-bit
CTFC information	0
Power offset information	Not Present
CTFC information	1
Power offset information	Not Present
FACH/PCH information	
TFS	(PCH)
CHOICE Transport channel type	Common transport channels
Dynamic Transport format information	
RLC Size	240
Number of TB and TTI List	
Number of Transport blocks	0
Number of Transport blocks	1
CHOICE Mode	FDD
CHOICE Logical Channel List	ALL
Semi-static Transport Format information	
Transmission time interval	10 ms
Type of channel coding	Convolutional
Coding Rate	1/2
Rate matching attribute	230
CRC size	16-bit
Transport Channel Identity	12 (for PCH)
CTCH indicator	FALSE

- PICH info	2
- Channelisation code	18
- Number of PI per frame	FALSE
- STTD indicator	(SCGPCH including two FACHs)
- Secondary CGPCH info	Not Present
- Secondary scrambling code	FALSE
- STTD indicator	64
- Spreading factor	1
- Code number	FALSE
- Pilot symbol existence	TRUE
- TFCI existence	Flexible
- Fixed or Flexible position	0
- Timing offset	
- TFCS	
- Normal	
- TFCI Field 1 information	
- CHOICE TFCS representation	Complete
- TFCS addition information	
- CHOICE CTFC Size	4-bit
- CTFC information	0
- Power offset information	Not Present
- CTFC information	1
- Power offset information	Not Present
- CTFC information	2
- Power offset information	Not Present
- CTFC information	3
- Power offset information	Not Present
- CTFC information	4
- Power offset information	Not Present
- FACH/PCH information	
- TFS	(FACH)
- CHOICE Transport channel type	Common transport channels
- Dynamic Transport format information	
- RLC Size	168
- Number of TB and TTI List	
- Number of Transport blocks	0
- Number of Transport blocks	1
- Number of Transport blocks	2
- CHOICE Mode	FDD
- CHOICE Logical Channel List	ALL
- Semi-static Transport Format information	
- Transmission time interval	10 ms
- Type of channel coding	Convolutional
- Coding Rate	1/2
- Rate matching attribute	220
- CRC size	16-bit
- Transport Channel Identity	13 (for FACH)
- CTCH indicator	FALSE
- TFS	(FACH)
- CHOICE Transport channel type	Common transport channels
- Dynamic Transport format information	
- RLC Size	360
- Number of TB and TTI List	
- Number of Transport blocks	0
- Number of Transport blocks	1
- CHOICE Mode	FDD
- CHOICE Logical Channel List	ALL
- Semi-static Transport Format information	
- Transmission time interval	10 ms
- Type of channel coding	Turbo
- Rate matching attribute	130
- CRC size	16bit
- Transport Channel Identity	14 (for FACH)
- CTCH indicator	FALSE
- CBS DRX Level 1 information	Not Present

Contents of System Information Block type 6 in connected mode (3.84 Mcps TDD)

<FFS>

6.1.2 SCCPCH configuration with Stand-alone SRB for PCCH in the first SCCPCH, RB for CTCH + SRBs for CCCH/BCCH in the second SCCPCH and Interactive/Background 32 kbps PS RAB + SRBs for CCCH/DCCH/BCCH in the third SCCPCH (FDD only)

Three SCCPCHs are used in this SYSTEM INFORMATION configuration. The first SCCPCH carries the PCH. The second SCCPCH carries the FACH for CTCH (Cell Broadcast Service) and the FACH for SRBs on CCCH/ BCCH for idle mode UEs. The third SCCPCH carries the FACH for Interactive/Background 32 kbps PS RAB and the FACH for SRBs on CCCH/ DCCH/ BCCH for connected mode UEs.

This Reference System Configuration is the same as defined in chapter 6.1, except for the following SIBs.

Contents of System Information Block type 5 (FDD)

- SIB6 indicator	TRUE
- PICH Power offset	-5 dB
- CHOICE Mode	FDD
- AICH Power offset	5 dB
- Primary CCPCH info	Not present
- PRACH system information list	
- PRACH system information	
- PRACH info	
- CHOICE mode	FDD
- Available Signature	'0000 0000 1111 1111'B
- Available SF	64
- Preamble scrambling code number	0
- Puncturing Limit	1.00
- Available Sub Channel number	'1111 1111 1111'B
- Transport Channel Identity	15
- RACH TFS	
- CHOICE Transport channel type	Common transport channels
- Dynamic Transport format information	
- RLC size	168
- Number of TB and TTI List	
- Number of Transport blocks	1
- CHOICE Mode	FDD
- CHOICE Logical Channel List	<u>ConfiguredALL</u>
- RLC size	360
- Number of TB and TTI List	
- Number of Transport blocks	1
- CHOICE Mode	FDD
- CHOICE Logical Channel List	<u>ConfiguredALL</u>
- Semi-static Transport Format information	
- Transmission time interval	20 ms
- Type of channel coding	Convolutional
- Coding Rate	1/2
- Rate matching attribute	150
- CRC size	16
- RACH TFCS	
- <u>CHOICE TFCI signalling</u> Normal	<u>Normal</u>
- TFCI Field 1 information	
- CHOICE TFCS representation	Complete <u>reconfiguration</u>
- TFCS complete <u>addition</u> <u>reconfiguration</u>	
information	
- CHOICE CTFC Size	2 bit
- CTFC information	0
- Power offset information	
- CHOICE Gain Factors	Computed Gain Factor, reference TFC id=0
- <u>Reference TFC ID</u>	<u>0</u>
- <u>CHOICE mode</u>	<u>FDD</u>
- Power offset Pp-m	-50 dB
- CTFC information	1
- Power offset information	
- CHOICE Gain Factors	Signalled Gain Factor
- <u>CHOICE mode</u>	<u>FDD</u>
- Gain factor β_c	<u>11</u> 0
- Gain factor β_d	15
- Reference TFC ID	0
- <u>CHOICE Mode</u>	<u>FDD</u>
- Power offset Pp-m	-50 dB
- PRACH partitioning	
- Access Service Class	
- ASC Setting	Not Present
- ASC Setting	
- CHOICE mode	FDD
- Available signature Start Index	0 (ASC#1)
- Available signature End Index	7 (ASC#1)
- Assigned Sub-channel Number	'1111'B
- ASC Setting	Not Present
- ASC Setting	

- CHOICE mode	FDD
- Available signature Start Index	0 (ASC#3)
- Available signature End Index	7 (ASC#3)
- Assigned Sub-channel Number	'1111'B
- ASC Setting	Not Present
- ASC Setting	
- CHOICE mode	FDD
- Available signature Start Index	0 (ASC#5)
- Available signature End Index	7 (ASC#5)
- Assigned Sub-channel Number	'1111'B
- ASC Setting	Not Present
- ASC Setting	
- CHOICE mode	FDD
- Available signature Start Index	0 (ASC#7)
- Available signature End Index	7 (ASC#7)
- Assigned Sub-channel Number	'1111'B
- Persistence scaling factor	
- Persistence scaling factor	0.9 (for ASC#2)
- Persistence scaling factor	0.9 (for ASC#3)
- Persistence scaling factor	0.9 (for ASC#4)
- Persistence scaling factor	0.9 (for ASC#5)
- Persistence scaling factor	0.9 (for ASC#6)
- Persistence scaling factor	0.9 (for ASC#7)
- AC-to-ASC mapping table	
- AC-to-ASC mapping	6 (AC0-9)
- AC-to-ASC mapping	5 (AC10)
- AC-to-ASC mapping	4 (AC11)
- AC-to-ASC mapping	3 (AC12)
- AC-to-ASC mapping	2 (AC13)
- AC-to-ASC mapping	1 (AC14)
- AC-to-ASC mapping	0 (AC15)
- CHOICE mode	<u>FDD</u>
- Primary CPICH DL -TX power	31
- Constant value	-10
- PRACH power offset	
- Power Ramp Step	3dB
- Preamble Retrans Max	4
- RACH transmission parameters	
- Mmax	2
- NB01min	3 slot
- NB01max	10 slot
- AICH info	
- Channelisation code	3
- STTD indicator	FALSE
- AICH transmission timing	0
- Secondary CCPCH system information	(For 2 SCCPCHs)
- Secondary CCPCH info	(SCCPCH for standalone PCH)
- CHOICE mode	<u>FDD</u>
- Secondary scrambling code	Not Present
- STTD indicator	FALSE
- Spreading factor	128
- Code number	4
- Pilot symbol existence	FALSE
- TFCI existence	FALSE
- Fixed or Flexible position	Fixed
- Timing offset	30
- TFCS	
- CHOICE TFCI signalling	<u>Normal</u>
- TFCI Field 1 information	
- CHOICE TFCS representation	Complete <u>reconfiguration</u>
- TFCS complete <u>reconfiguration</u>	
information	
- CHOICE CTFC Size	2 bit
- CTFC information	0
- Power offset information	Not Present
- CTFC information	1
- Power offset information	Not Present
- FACH/PCH information	
- TFS	(PCH)

- CHOICE Transport channel type	Common transport channels
- Dynamic Transport format information	
- RLC Size	240
- Number of TB and TTI List	
- Number of Transport blocks	0
- Number of Transport blocks	1
- CHOICE Mode	FDD
- CHOICE Logical Channel List	ALL
- Semi-static Transport Format information	
- Transmission time interval	10 ms
- Type of channel coding	Convolutional
- Coding Rate	½
- Rate matching attribute	230
- CRC size	16 bit
- Transport Channel Identity	12 (for PCH)
- CTCH indicator	FALSE
- PICH info	
- CHOICE mode	FDD
- Channelisation code	2
- Number of PI per frame	18
- STTD indicator	FALSE
- Secondary CCPCH info	(SCCPCH including two FACHs)
- CHOICE mode	FDD
- Secondary scrambling code	Not Present
- STTD indicator	FALSE
- Spreading factor	128
- Code number	5
- Pilot symbol existence	FALSE
- TFCI existence	Not Present
	Absence of this IE is equivalent to default value "TRUE"
- Fixed or Flexible position	Not Present
	Absence of this IE is equivalent to default value "Flexible"
- Timing offset	Not Present
	Absence of this IE is equivalent to default value 0
- TFCS	
- CHOICE TFCI signalling Normal	Normal
- TFCI Field 1 information	
- CHOICE TFCS representation	Complete reconfiguration
- TFCS complete addition reconfiguration	
information	
- CHOICE CTFC Size	2 bit
- CTFC information	0
- Power offset information	Not Present
- CTFC information	1
- Power offset information	Not Present
- CTFC information	2
- Power offset information	Not Present

- FACH/PCH information	
- TFS	(FACH)
- CHOICE Transport channel type	Common transport channels
- Dynamic Transport format information	
- RLC Size	168
- Number of TB and TTI List	
- Number of Transport blocks	0
- Number of Transport blocks	1
- CHOICE Mode	FDD
- CHOICE Logical Channel List	ALL
- Semi-static Transport Format information	
- Transmission time interval	10 ms
- Type of channel coding	Convolutional
- Coding Rate	1/3
- Rate matching attribute	220
- CRC size	16 bit
- Transport Channel Identity	13 (for FACH)
- CTCH indicator	FALSE
- TFS	(FACH)
- CHOICE Transport channel type	Common transport channels
- Dynamic Transport format information	
- RLC Size	168
- Number of TB and TTI List	
- Number of Transport blocks	0
- Number of Transport blocks	1
- CHOICE Mode	FDD
- CHOICE Logical Channel List	ALL
- Semi-static Transport Format information	
- Transmission time interval	10 ms
- Type of channel coding	Convolutional
- Coding Rate	1/3
- Rate matching attribute	220
- CRC size	16bit
- Transport Channel Identity	14 (for FACH)
- CTCH indicator	TRUE
- CBS DRX Level 1 information	
- Period of CTCH allocation (N)	2
- CBS frame offset (K)	0

Contents of System Information Block type 6 in connected mode (FDD)

- PICH Power offset	-5 dB
- CHOICE Mode	FDD
- AICH Power offset	5 dB
- Primary CCPCH info	Not Present
- PRACH system information list	<u>Not Present</u>
- PRACH system information	
- PRACH info	
- CHOICE mode	FDD
- Available Signature	'0000-0000-1111-1111'B
- Available SF	64
- Preamble scrambling code number	0
- Puncturing Limit	1.0
- Available Sub-Channel number	'1111-1111-1111'B
- Transport Channel Identity	15
- RACH TFS	
- CHOICE Transport channel type	Common transport channels
- Dynamic Transport format information	
- RLC size	168
- Number of TB and TTI List	
- Number of Transport blocks	1
- CHOICE Mode	FDD
- CHOICE Logical Channel List	ALL
- RLC size	360
- Number of TB and TTI List	
- Number of Transport blocks	1
- CHOICE Mode	FDD
- CHOICE Logical Channel List	ALL
- Semi-static Transport Format information	
- Transmission time interval	20 ms
- Type of channel coding	Convolutional
- Coding Rate	1/2
- Rate matching attribute	150
- CRC size	16
- RACH TFCS	
- Normal	
- TFCI Field 1 information	
- CHOICE TFCS representation	Complete
- TFCS addition information	
- CHOICE CTFC Size	2-bit
- CTFC information	0
- Power offset information	
- CHOICE Gain Factors	Computed Gain Factor reference TFC id=0
- Power offset Pp-m	-5 dB
- CTFC information	1
- Power offset information	
- CHOICE Gain Factors	Signalled Gain Factor
- Gain factor β_e	10
- Gain factor β_d	15
- Reference TFC ID	0
- Power offset Pp-m	-5dB
- PRACH partitioning	
- Access Service Class	
- ASC Setting	Not Present
- ASC Setting	
- CHOICE mode	FDD
- Available signature Start Index	0 (ASC#1)
- Available signature End Index	7 (ASC#1)
- Assigned Sub-channel Number	'1111'B
- ASC Setting	Not Present
- CHOICE mode	FDD
- Available signature Start Index	0 (ASC#3)
- Available signature End Index	7 (ASC#3)
- Assigned Sub-channel Number	'1111'B
- ASC Setting	Not Present
- ASC Setting	
- CHOICE mode	FDD

Available signature Start Index	0 (ASC#5)
Available signature End Index	7 (ASC#5)
Assigned Sub-channel Number	'1111'B
ASC Setting	Not Present
ASC Setting	
CHOICE mode	FDD
Available signature Start Index	0 (ASC#7)
Available signature End Index	7 (ASC#7)
Assigned Sub-channel Number	'1111'B
Persistence scaling factor	
Persistence scaling factor	0.9 (for ASC#2)
Persistence scaling factor	0.9 (for ASC#3)
Persistence scaling factor	0.9 (for ASC#4)
Persistence scaling factor	0.9 (for ASC#5)
Persistence scaling factor	0.9 (for ASC#6)
Persistence scaling factor	0.9 (for ASC#7)
AC-to-ASC mapping table	Not present
Primary CPICH-DL-TX power	31
Constant value	-10
PRACH power offset	
Power Ramp Step	3dB
Preamble Retrans Max	4
RACH transmission parameters	
Mmax	2
NB01min	3 slot
NB01max	10 slot
AICH info	
Channelisation code	3
STTD indicator	FALSE
AICH transmission timing	0
- Secondary CCPCH system information	(SCCPCH including two FACHs)
- Secondary CCPCH info	
- <u>CHOICE mode</u>	<u>FDD</u>
- Secondary scrambling code	Not Present
- STTD indicator	FALSE
- Spreading factor	64
- Code number	1
- Pilot symbol existence	FALSE
- TFCI existence	<u>Not Present</u>
	<u>Absence of this IE is equivalent to default value "TRUE"</u>
- Fixed or Flexible position	<u>Not Present</u>
	<u>Absence of this IE is equivalent to default value "Flexible"</u>
- Timing offset	90
- TFCS	
- <u>CHOICE TFCS signalling</u> Normal	<u>Normal</u>
- TFCI Field 1 information	
- CHOICE TFCS representation	Complete <u>reconfiguration</u>
- TFCS complete <u>addition</u> <u>reconfiguration</u>	
information	
- CHOICE CTFC Size	4 bit
- CTFC information	0
- Power offset information	Not Present
- CTFC information	1
- Power offset information	Not Present
- CTFC information	2
- Power offset information	Not Present
- CTFC information	3
- Power offset information	Not Present
- CTFC information	4
- Power offset information	Not Present
- FACH/PCH information	
- TFS	(FACH)
- CHOICE Transport channel type	Common transport channels
- Dynamic Transport format information	
- RLC Size	168
- Number of TB and TTI List	
- Number of Transport blocks	0
- Number of Transport blocks	1
- Number of Transport blocks	2

- CHOICE Mode	FDD
- CHOICE Logical Channel List	ALL
- Semi-static Transport Format information	
- Transmission time interval	10 ms
- Type of channel coding	Convolutional
- Coding Rate	1/2
- Rate matching attribute	220
- CRC size	16 bit
- Transport Channel Identity	16 (for FACH)
- CTCH indicator	FALSE
- TFS	(FACH)
- CHOICE Transport channel type	Common transport channels
- Dynamic Transport format information	
- RLC Size	360
- Number of TB and TTI List	
- Number of Transport blocks	0
- Number of Transport blocks	1
- CHOICE Mode	FDD
- CHOICE Logical Channel List	ALL
- Semi-static Transport Format information	
- Transmission time interval	10 ms
- Type of channel coding	Turbo
- Rate matching attribute	130
- CRC size	16bit
- Transport Channel Identity	17 (for FACH)
- CTCH indicator	FALSE
- CBS DRX Level 1 information	Not Present

6.1.3 SCCPCH configuration with Stand-alone SRB for PCCH in the first SCCPCH and Interactive/Background 32 kbps PS RAB + SRBs for CCCH/DCCH/BCCH in the second and third SCCPCHs

Three SCCPCHs are used in this SYSTEM INFORMATION configuration. The first SCCPCH carries the PCH and both the second and third SCCPCHs carry the FACH for Interactive/Background 32 kbps PS RAB and the FACH for SRBs on CCCH/ DCCH/ BCCH.

This Reference System Configuration is the same as defined in chapter 6.1, except for the following SIBs. (SIB6 is not used in this configuration.)

Contents of Scheduling Block 1 [\(FDD\)](#)

- References to other system information blocks	
- Scheduling information	
- CHOICE Value tag	Not present Cell Value tag
Cell Value tag	4
- SEG_COUNT	1
- SIB_REP	16
- SIB_POS	4
- SIB_POS offset info	Not Present use default
- SIB type SIBs only	System Information Type 7
- Scheduling information	
- CHOICE Value tag	Cell Value tag
- Cell Value tag	1
- SEG_COUNT	3
- SIB_REP	64
- SIB_POS	58
- SIB_POS offset info	
- SIB_OFF	2
- SIB_OFF	2
- SIB type SIBs only	System Information Type 11
- Scheduling information	
- CHOICE Value tag	Cell Value tag
- Cell Value tag	1
- SEG_COUNT	3

- SIB_REP	64
- SIB_POS	26
- SIB_POS offset info	
- SIB_OFF	2
- SIB_OFF	2
- SIB type SIBs only	System Information Type 12
- Scheduling information	
- CHOICE Value tag	PLMN Value tag
- PLMN Value tag	1
- SEG_COUNT	1
- SIB_REP	64
- SIB_POS	36
- SIB_POS offset info	Not present
- SIB type SIBs only	System Information Type 18 6

Contents of System Information Block type 5 (FDD)

- SIB6 indicator	FALSE
- PICH Power offset	-5 dB
- CHOICE Mode	FDD
- AICH Power offset	5 dB
- Primary CCPCH info	Not present
- PRACH system information list	
- PRACH system information	
- PRACH info	
- CHOICE mode	FDD
- Available Signature	'0000 0000 1111 1111'B
- Available SF	64
- Preamble scrambling code number	0
- Puncturing Limit	1.00
- Available Sub Channel number	'1111 1111 1111'B
- Transport Channel Identity	15
- RACH TFS	
- CHOICE Transport channel type	Common transport channels
- Dynamic Transport format information	
- RLC size	168
- Number of TB and TTI List	
- Number of Transport blocks	1
- CHOICE Mode	FDD
- CHOICE Logical Channel List	<u>Configured</u> ALL
- RLC size	360
- Number of TB and TTI List	
- Number of Transport blocks	1
- CHOICE Mode	FDD
- CHOICE Logical Channel List	<u>Configured</u> ALL
- Semi-static Transport Format information	
- Transmission time interval	20 ms
- Type of channel coding	Convolutional
- Coding Rate	1/2
- Rate matching attribute	150
- CRC size	16
- RACH TFCS	
- <u>CHOICE TFCI signalling</u> Normal	<u>Normal</u>
- TFCI Field 1 information	
- CHOICE TFCS representation	Complete <u>reconfiguration</u>
- TFCS complete <u>addition</u> <u>reconfiguration</u>	
information	
- CHOICE CTFC Size	2 bit
- CTFC information	0
- Power offset information	
- CHOICE Gain Factors	Computed Gain Factor reference TFC id=0
- <u>Reference TFC ID</u>	<u>0</u>
- <u>CHOICE mode</u>	<u>FDD</u>
- Power offset Pp-m	-50 dB
- CTFC information	1
- Power offset information	
- CHOICE Gain Factors	Signalled Gain Factor
- <u>CHOICE mode</u>	<u>FDD</u>
- Gain factor βc	<u>11</u> 0
- Gain factor βd	15
- Reference TFC ID	0
- <u>CHOICE Mode</u>	<u>FDD</u>
- Power offset Pp-m	-50 dB
- PRACH partitioning	
- Access Service Class	
- ASC Setting	Not Present
- ASC Setting	
- CHOICE mode	FDD
- Available signature Start Index	0 (ASC#1)
- Available signature End Index	7 (ASC#1)
- Assigned Sub-channel Number	'1111'B
- ASC Setting	Not Present
- ASC Setting	

- CHOICE mode	FDD
- Available signature Start Index	0 (ASC#3)
- Available signature End Index	7 (ASC#3)
- Assigned Sub-channel Number	'1111'B
- ASC Setting	Not Present
- ASC Setting	
- CHOICE mode	FDD
- Available signature Start Index	0 (ASC#5)
- Available signature End Index	7 (ASC#5)
- Assigned Sub-channel Number	'1111'B
- ASC Setting	Not Present
- ASC Setting	
- CHOICE mode	FDD
- Available signature Start Index	0 (ASC#7)
- Available signature End Index	7 (ASC#7)
- Assigned Sub-channel Number	'1111'B
- Persistence scaling factor	
- Persistence scaling factor	0.9 (for ASC#2)
- Persistence scaling factor	0.9 (for ASC#3)
- Persistence scaling factor	0.9 (for ASC#4)
- Persistence scaling factor	0.9 (for ASC#5)
- Persistence scaling factor	0.9 (for ASC#6)
- Persistence scaling factor	0.9 (for ASC#7)
- AC-to-ASC mapping table	
- AC-to-ASC mapping	6 (AC0-9)
- AC-to-ASC mapping	5 (AC10)
- AC-to-ASC mapping	4 (AC11)
- AC-to-ASC mapping	3 (AC12)
- AC-to-ASC mapping	2 (AC13)
- AC-to-ASC mapping	1 (AC14)
- AC-to-ASC mapping	0 (AC15)
- CHOICE mode	<u>FDD</u>
- Primary CPICH DL -TX power	31
- Constant value	-10
- PRACH power offset	
- Power Ramp Step	3dB
- Preamble Retrans Max	4
- RACH transmission parameters	
- Mmax	2
- NB01min	3 slot
- NB01max	10 slot
- AICH info	
- Channelisation code	3
- STTD indicator	FALSE
- AICH transmission timing	0
- Secondary CCPCH system information	(For 3 SCCPCHs)
- Secondary CCPCH info	(SCCPCH for standalone PCH)
- CHOICE mode	<u>FDD</u>
- Secondary scrambling code	Not Present
- STTD indicator	FALSE
- Spreading factor	128
- Code number	6
- Pilot symbol existence	FALSE
- TFCI existence	FALSE
- Fixed or Flexible position	Fixed
- Timing offset	30
- TFCS	
- CHOICE TFCI signalling	<u>Normal</u>
- TFCI Field 1 information	
- CHOICE TFCS representation	Complete <u>reconfiguration</u>
- TFCS complete <u>reconfiguration</u>	
information	
- CHOICE CTFC Size	2 bit
- CTFC information	0
- Power offset information	Not Present
- CTFC information	1
- Power offset information	Not Present
- FACH/PCH information	
- TFS	(PCH)

- CHOICE Transport channel type	Common transport channels
- Dynamic Transport format information	240
- RLC Size	0
- Number of TB and TTI List	1
- Number of Transport blocks	FDD
- Number of Transport blocks	ALL
- CHOICE Mode	10 ms
- CHOICE Logical Channel List	Convolutional
- Semi-static Transport Format information	$\frac{1}{2}$
- Transmission time interval	230
- Type of channel coding	16 bit
- Coding Rate	12 (for PCH)
- Rate matching attribute	FALSE
- CRC size	
- Transport Channel Identity	
- CTCH indicator	
- PICH info	
- CHOICE mode	FDD
- Channelisation code	2
- Number of PI per frame	18
- STTD indicator	FALSE
- Secondary CCPCH info	(SCCPCH including two FACHs)
- CHOICE mode	FDD
- Secondary scrambling code	Not Present
- STTD indicator	FALSE
- Spreading factor	64
- Code number	1
- Pilot symbol existence	FALSE
- TFCI existence	Not Present
	Absence of this IE is equivalent to default value "TRUE"
- Fixed or Flexible position	Not Present
	Absence of this IE is equivalent to default value "Flexible"
- Timing offset	Not Present
	Absence of this IE is equivalent to default value 0
- TFCS	
- CHOICE TFCI signalling Normal	Normal
- TFCI Field 1 information	
- CHOICE TFCS representation	Complete reconfiguration
- TFCS complete addition reconfiguration	
information	
- CHOICE CTFC Size	4 bit
- CTFC information	0
- Power offset information	Not Present
- CTFC information	1
- Power offset information	Not Present
- CTFC information	2
- Power offset information	Not Present
- CTFC information	3
- Power offset information	Not Present
- CTFC information	4
- Power offset information	Not Present
- FACH/PCH information	
- TFS	(FACH)
- CHOICE Transport channel type	Common transport channels
- Dynamic Transport format information	168
- RLC Size	0
- Number of TB and TTI List	1
- Number of Transport blocks	1
- Number of Transport blocks	2
- Number of Transport blocks	FDD
- CHOICE Mode	ALL
- CHOICE Logical Channel List	
- Semi-static Transport Format information	10 ms
- Transmission time interval	Convolutional
- Type of channel coding	$\frac{1}{2}$
- Coding Rate	220
- Rate matching attribute	16 bit
- CRC size	

- Transport Channel Identity	13 (for FACH)
- CTCH indicator	FALSE
- TFS	(FACH)
- CHOICE Transport channel type	Common transport channels
- Dynamic Transport format information	
- RLC Size	360
- Number of TB and TTI List	
- Number of Transport blocks	0
- Number of Transport blocks	1
- CHOICE Mode	FDD
- CHOICE Logical Channel List	ALL
- Semi-static Transport Format information	
- Transmission time interval	10 ms
- Type of channel coding	Turbo
- Rate matching attribute	130
- CRC size	16bit
- Transport Channel Identity	14 (for FACH)
- CTCH indicator	FALSE
- Secondary CCPCH info	(SCCPCH including two FACHs)
- <u>CHOICE mode</u>	<u>FDD</u>
- Secondary scrambling code	Not Present
- STTD indicator	FALSE
- Spreading factor	64
- Code number	2
- Pilot symbol existence	FALSE
- TFCI existence	<u>Not Present</u>
	<u>Absence of this IE is equivalent to default value "TRUE"</u>
- Fixed or Flexible position	<u>Not Present</u>
	<u>Absence of this IE is equivalent to default value "Flexible"</u>
- Timing offset	90
- TFCS	
- <u>CHOICE TFCI signalling</u> Normal	<u>Normal</u>
- TFCI Field 1 information	
- CHOICE TFCS representation	Complete <u>reconfiguration</u>
- TFCS complete <u>reconfiguration</u>	
information	
- CHOICE CTFC Size	4 bit
- CTFC information	0
- Power offset information	Not Present
- CTFC information	1
- Power offset information	Not Present
- CTFC information	2
- Power offset information	Not Present
- CTFC information	3
- Power offset information	Not Present
- CTFC information	4
- Power offset information	Not Present
- FACH/PCH information	
- TFS	(FACH)
- CHOICE Transport channel type	Common transport channels
- Dynamic Transport format information	
- RLC Size	168
- Number of TB and TTI List	
- Number of Transport blocks	0
- Number of Transport blocks	1
- Number of Transport blocks	2
- CHOICE Mode	FDD
- CHOICE Logical Channel List	ALL
- Semi-static Transport Format information	
- Transmission time interval	10 ms
- Type of channel coding	Convolutional
- Coding Rate	½
- Rate matching attribute	220
- CRC size	16 bit
- Transport Channel Identity	16 (for FACH)
- CTCH indicator	FALSE
- TFS	(FACH)
- CHOICE Transport channel type	Common transport channels

- Dynamic Transport format information	
- RLC Size	360
- Number of TB and TTI List	
- Number of Transport blocks	0
- Number of Transport blocks	1
- CHOICE Mode	FDD
- CHOICE Logical Channel List	ALL
- Semi-static Transport Format information	
- Transmission time interval	10 ms
- Type of channel coding	Turbo
- Rate matching attribute	130
- CRC size	16bit
- Transport Channel Identity	17 (for FACH)
- CTCH indicator	FALSE
- CBS DRX Level 1 information	Not Present

Contents of System Information Block type 5 (3.84 Mcps TDD)

<FFS>

3GPP TSG-T1 Meeting #18
 San Antonio, US, 10th- 14th February 2003
 3GPP TSG-T1/SIG Meeting #27
 San Antonio, US, 10th- 14th February 2003

Tdoc # T1-030043

Tdoc # T1S030197

CR-Form-v7

CHANGE REQUEST

34.108 CR 178 # rev **-** # Current version: **3.a.0**

For **HELP** on using this form, see bottom of this page or look at the pop-up text over the # symbols.

Proposed change affects: UICC apps ME Radio Access Network Core Network

Title:	#	Correction to TS34.108 R99 ; PAGING TYPE 1 message (Packet in PS) as T1S030176, T1S030051
Source:	#	Anite Telecoms, NTT DoCoMo
Work item code:	#	TEI
		Date: # 11/02/2003
Category:	#	F
		Use <u>one</u> of the following categories:
		F (correction)
		A (corresponds to a correction in an earlier release)
		B (addition of feature),
		C (functional modification of feature)
		D (editorial modification)
		Detailed explanations of the above categories can be found in 3GPP TR 21.900 .
		Use <u>one</u> of the following releases:
		2 (GSM Phase 2)
		R96 (Release 1996)
		R97 (Release 1997)
		R98 (Release 1998)
		R99 (Release 1999)
		Rel-4 (Release 4)
		Rel-5 (Release 5)
		Rel-6 (Release 6)

Reason for change:	#	This document is revised from T1030176, T1S030051. The network shall initiate the paging procedure for PS services using P-TMSI. If it would initiate paging for PS establishment using IMSI, the UE shall couldn't establish PS domain, locally deactivate any active PDP contexts and detach from PS.
Summary of change:	#	Correction to the IE "UE indentity " of PAGING TYPE 1 message.
Consequences if not approved:	#	Correct UE can't establish a RRC connection a PS domain .

Clauses affected:	#	9.1.1								
Other specs affected:	#	<table border="1" style="display: inline-table; border-collapse: collapse;"> <tr> <td style="width: 20px; text-align: center;">Y</td> <td style="width: 20px; text-align: center;">N</td> </tr> <tr> <td style="width: 20px; text-align: center;">#</td> <td style="width: 20px; text-align: center;">X</td> </tr> <tr> <td style="width: 20px; text-align: center;">X</td> <td style="width: 20px; text-align: center;">#</td> </tr> <tr> <td style="width: 20px; text-align: center;">#</td> <td style="width: 20px; text-align: center;">X</td> </tr> </table> Other core specifications # Test specifications # O&M Specifications #	Y	N	#	X	X	#	#	X
Y	N									
#	X									
X	#									
#	X									
		TS34.123-1								
Other comments:	#	N/A								

How to create CRs using this form:

Comprehensive information and tips about how to create CRs can be found at <http://www.3gpp.org/specs/CR.htm>. Below is a brief summary:

- 1) Fill out the above form. The symbols above marked ⌘ contain pop-up help information about the field that they are closest to.
- 2) Obtain the latest version for the release of the specification to which the change is proposed. Use the MS Word "revision marks" feature (also known as "track changes") when making the changes. All 3GPP specifications can be downloaded from the 3GPP server under <ftp://ftp.3gpp.org/specs/> For the latest version, look for the directory name with the latest date e.g. 2001-03 contains the specifications resulting from the March 2001 TSG meetings.
- 3) With "track changes" disabled, paste the entire CR form (use CTRL-A to select it) into the specification just in front of the clause containing the first piece of changed text. Delete those parts of the specification which are not relevant to the change request.

9.1.1 Default RRC Message Contents (FDD)

Contents of PAGING TYPE 1 message: TM (Packet in PS)

Information Element	Value/remark
Message Type Paging record list - Paging record - CHOICE Used paging identity - Paging cause - CN domain identity - CHOICE UE identity - P-TMSI IMSI (GSM-MAP)	CN identity Terminating Interactive Call PS domain <u>Use P-TMSI allocated by SS at initial attach.</u> Not present — use the default value Set to the same octet string as in the IMSI stored in the USIM card
BCCH modification info	Not Present

3GPP TSG- T1 Meeting #18
 San Antonio, US, 10th – 14th February 2003

Tdoc # T1-030045

3GPP TSG- T1 SIG Meeting #25
 San Antonio, US, 10th – 14th February 2003

Tdoc # T1S030075

CR-Form-v7
CHANGE REQUEST
⌘ 34.108 CR 180 ⌘ rev - ⌘ Current version: 3.10.0 ⌘

For **HELP** on using this form, see bottom of this page or look at the pop-up text over the ⌘ symbols.

Proposed change affects: UICC apps ME Radio Access Network Core Network

Title:	⌘ CR to 34.108 R99; Clarification of authentication test algorithm and GSM cipher key		
Source:	⌘ Ericsson		
Work item code:	⌘ 		
	Date: ⌘ 28/01/2003		
Category:	⌘ F		
	<table style="width: 100%; border: none;"> <tr> <td style="width: 50%; vertical-align: top;"> Use <u>one</u> of the following categories: F (correction) A (corresponds to a correction in an earlier release) B (addition of feature), C (functional modification of feature) D (editorial modification) Detailed explanations of the above categories can be found in 3GPP TR 21.900. </td> <td style="width: 50%; vertical-align: top;"> Use <u>one</u> of the following releases: 2 (GSM Phase 2) R96 (Release 1996) R97 (Release 1997) R98 (Release 1998) R99 (Release 1999) Rel-4 (Release 4) Rel-5 (Release 5) Rel-6 (Release 6) </td> </tr> </table>	Use <u>one</u> of the following categories: F (correction) A (corresponds to a correction in an earlier release) B (addition of feature), C (functional modification of feature) D (editorial modification) Detailed explanations of the above categories can be found in 3GPP TR 21.900 .	Use <u>one</u> of the following releases: 2 (GSM Phase 2) R96 (Release 1996) R97 (Release 1997) R98 (Release 1998) R99 (Release 1999) Rel-4 (Release 4) Rel-5 (Release 5) Rel-6 (Release 6)
Use <u>one</u> of the following categories: F (correction) A (corresponds to a correction in an earlier release) B (addition of feature), C (functional modification of feature) D (editorial modification) Detailed explanations of the above categories can be found in 3GPP TR 21.900 .	Use <u>one</u> of the following releases: 2 (GSM Phase 2) R96 (Release 1996) R97 (Release 1997) R98 (Release 1998) R99 (Release 1999) Rel-4 (Release 4) Rel-5 (Release 5) Rel-6 (Release 6)		
	Release: ⌘ R99		

Reason for change:	⌘ Clarification needed to authentication test algorithm for the inter-RAT testing case.
Summary of change:	⌘ <ol style="list-style-type: none"> 1. Clause 8.1.2: Added paragraph stating that for test USIM intended to be used for inter-RAT testing the GSM cipher key shall be derived from the UMTS cipher/integrity keys CK and IK according function c3 as defined in 33.102. 2. Clause 8.1.2.1: Added reference to GSM cipher key Kc and function c3 3. Clause 8.1.2.3.1: Added description for the authentication accept case for test USIM supporting derivation of GSM cipher key Kc.
Consequences if not approved:	⌘ Authentication accept case using test USIM not described for the inter-RAT UTRA/GSM case.

Clauses affected:	⌘ 8.1.2																
Other specs affected:	<table style="width: 100%; border: none;"> <tr> <td style="width: 10%;"></td> <td style="width: 10%; text-align: center;"> <table border="1" style="border-collapse: collapse;"> <tr> <td style="padding: 2px;">Y</td> <td style="padding: 2px;">N</td> </tr> <tr> <td style="padding: 2px;"><input type="checkbox"/></td> <td style="padding: 2px;"><input checked="" type="checkbox"/></td> </tr> </table> </td> <td style="width: 50%;">Other core specifications</td> <td style="width: 10%;"></td> <td style="width: 10%;"></td> </tr> <tr> <td></td> <td style="text-align: center;"> <table border="1" style="border-collapse: collapse;"> <tr> <td style="padding: 2px;"><input type="checkbox"/></td> <td style="padding: 2px;"><input checked="" type="checkbox"/></td> </tr> </table> </td> <td>Test specifications</td> <td></td> <td></td> </tr> </table>		<table border="1" style="border-collapse: collapse;"> <tr> <td style="padding: 2px;">Y</td> <td style="padding: 2px;">N</td> </tr> <tr> <td style="padding: 2px;"><input type="checkbox"/></td> <td style="padding: 2px;"><input checked="" type="checkbox"/></td> </tr> </table>	Y	N	<input type="checkbox"/>	<input checked="" type="checkbox"/>	Other core specifications				<table border="1" style="border-collapse: collapse;"> <tr> <td style="padding: 2px;"><input type="checkbox"/></td> <td style="padding: 2px;"><input checked="" type="checkbox"/></td> </tr> </table>	<input type="checkbox"/>	<input checked="" type="checkbox"/>	Test specifications		
	<table border="1" style="border-collapse: collapse;"> <tr> <td style="padding: 2px;">Y</td> <td style="padding: 2px;">N</td> </tr> <tr> <td style="padding: 2px;"><input type="checkbox"/></td> <td style="padding: 2px;"><input checked="" type="checkbox"/></td> </tr> </table>	Y	N	<input type="checkbox"/>	<input checked="" type="checkbox"/>	Other core specifications											
Y	N																
<input type="checkbox"/>	<input checked="" type="checkbox"/>																
	<table border="1" style="border-collapse: collapse;"> <tr> <td style="padding: 2px;"><input type="checkbox"/></td> <td style="padding: 2px;"><input checked="" type="checkbox"/></td> </tr> </table>	<input type="checkbox"/>	<input checked="" type="checkbox"/>	Test specifications													
<input type="checkbox"/>	<input checked="" type="checkbox"/>																

Other comments: ☞

How to create CRs using this form:

Comprehensive information and tips about how to create CRs can be found at <http://www.3gpp.org/specs/CR.htm>. Below is a brief summary:

- 1) Fill out the above form. The symbols above marked ☞ contain pop-up help information about the field that they are closest to.
- 2) Obtain the latest version for the release of the specification to which the change is proposed. Use the MS Word "revision marks" feature (also known as "track changes") when making the changes. All 3GPP specifications can be downloaded from the 3GPP server under <ftp://ftp.3gpp.org/specs/> For the latest version, look for the directory name with the latest date e.g. 2001-03 contains the specifications resulting from the March 2001 TSG meetings.
- 3) With "track changes" disabled, paste the entire CR form (use CTRL-A to select it) into the specification just in front of the clause containing the first piece of changed text. Delete those parts of the specification which are not relevant to the change request.

8 Test USIM Parameters

8 Test USIM Parameters

8.1 Introduction

This clause defines default parameters for programming the elementary files of the test USIM. The requirements of this clause do not apply to the USIM/ME tests of 3GPP TS 31.120 and 3GPP TS 31.121.

8.1.1 Definitions

"Test USIM card":

A USIM card supporting the test algorithm for authentication, programmed with the parameters defined in this clause. The electrical, mechanical and environmental requirements of the test USIM card are specified in TS 31.101 and TS 31.102.

"Test USIM":

Either a test USIM card or the USIM simulator programmed with the parameters defined in this clause.

8.1.2 Definition of the test algorithm for authentication

In order to be able to easily test the UMTS authentication and key agreement procedure as specified in TS 33.102 [24] and TS 33.105 [26] along the whole system, the availability of a test algorithm for generation of authentication vector based on quintets is needed (in GSM triplets was used). Additionally, calculation of the parameters for re-synchronisation requests is needed. The definition of the test algorithm are the functions f1, f2, f3, f4, f5 and the corresponding functions for re-synchronization are f1* and f5*.

[For test USIM intended to be used for inter-RAT test cases then the test USIM shall support the conversion function c3 according to TS 33.102 \[24\] clause 6.8.1.2 to derive the GSM ciphering key Kc from the UMTS cipher/integrity keys CK and IK.](#)

The test algorithm defined in the present clause shall be implemented in test USIM cards as well in test USIM simulators and SS. The test algorithm may also, for test purposes, be implemented in AUC.

The following procedure employs bit wise modulo 2 addition ("XOR").

The following convention applies:

All data variables in the specification of this test algorithm are presented with the most significant substring on the left hand side and the least significant substring on the right hand side. A substring may be a bit, byte or other arbitrary length bitstring. Where a variable is broken down into a number of substrings, the leftmost (most significant) substring is numbered 0, the next most significant is numbered 1, and so on through to the least significant.

8.1.2.1 Authentication and key derivation in the test USIM and SS

The following steps describe sequence of operations for the functions f1, f2, f3, f4 and f5 to perform in the test USIM and SS, in order to obtain the XMAC/MAC, RES/XRES, CK, IK, [Kc](#) and AK respectively, to be used in the authentication and key agreement procedure.

Step 1:

XOR to the challenge **RAND**, a predefined number **K** (in which at least one bit is not zero, see 8.2), having the same bit length (128 bits) as **RAND**.

The result **XDOUT** of this is:

$$\mathbf{XDOUT}[\text{bits } 0,1, \dots 126,127] = \mathbf{K} [\text{bits } 0,1, \dots 126,127] \text{ XOR } \mathbf{RAND}[\text{bits } 0,1, \dots 126,127]$$

Step 2:

RES (test USIM), **XRES** (SS), **CK**, **IK** and **AK** are extracted from **XDOUT** this way:

$$\mathbf{RES}[\text{bits } 0,1, \dots n-1,n] = \mathbf{f2}(\mathbf{XDOUT},n) = \mathbf{XDOUT}[\text{bits } 0,1, \dots n-1,n] \quad (\text{with } 30 < n < 128)$$

NOTE: Suggested length for RES is 128 bits (i.e. $n = 127$).

In SS and AUC, the XRES calculation is identical to RES.

$$\mathbf{CK}[\text{bits } 0,1, \dots 126,127] = \mathbf{f3}(\mathbf{XDOUT}) = \mathbf{XDOUT}[\text{bits } 8,9, \dots 126,127,0,1, \dots 6,7]$$

$$\mathbf{IK}[\text{bits } 0,1, \dots 126,127] = \mathbf{f4}(\mathbf{XDOUT}) = \mathbf{XDOUT}[\text{bits } 16,17, \dots 126,127,0,1, \dots 14,15]$$

$$\mathbf{AK}[\text{bits } 0,1, \dots 46,47] = \mathbf{f4}(\mathbf{XDOUT}) = \mathbf{XDOUT}[\text{bits } 24,25, \dots 70,71]$$

[For test USIM intended for inter-RAT testing the GSM ciphering key Kc shall be derived from the UMTS cipher/integrity keys:](#)

$$\mathbf{Kc}[\text{bits } 0,1, \dots 62,63] = \mathbf{c3}(\mathbf{CK},\mathbf{IK}), \text{ see TS 33.102 clause 6.8.1.2}$$

Step 3:

Concatenate **SQN** with **AMF** to obtain **CDOUT** like this:

$$\mathbf{CDOUT}[\text{bits } 0,1, \dots 62,63] = \mathbf{SQN}[\text{bits } 0,1, \dots 46,47] \parallel \mathbf{AMF}[\text{bits } 0,1, \dots 14,15]$$

NOTE: For test USIM the $\mathbf{SQN} = \mathbf{SQN}_{\text{MS}} = \mathbf{SQN}_{\text{SS}}[\text{bits } 0,1, \dots 46,47] = \mathbf{AUTN}[\text{bits } 0,1, \dots 46,47] \text{ XOR } \mathbf{AK}[\text{bits } 0,1, \dots 46,47]$ where AUTN is the received authentication token.

Step 4:

XMAC (test USIM) and **MAC** (SS) are calculated from **XDOUT** and **CDOUT** this way:

$$\mathbf{XMAC}[\text{bits } 0,1, \dots 62, 63] = \mathbf{f1}(\mathbf{XDOUT}, \mathbf{CDOUT}) = \mathbf{XDOUT}[\text{bits } 0,1, \dots 62,63] \text{ XOR } \mathbf{CDOUT}[\text{bits } 0,1, \dots 62,63]$$

NOTE: In SS and AUC, the MAC calculation is identical to XMAC

Step 5:

The SS calculates the authentication token **AUTN**:

$$\mathbf{AUTN}[\text{bits } 0,1, \dots 126,127] = \mathbf{SQN} \oplus \mathbf{AK}[\text{bits } 0,1, \dots 46,47] \parallel \mathbf{AMF}[\text{bits } 0,1, \dots 14,15] \parallel \mathbf{MAC}[\text{bits } 0,1, \dots 62, 63]$$

$$\text{Where } \mathbf{SQN} \oplus \mathbf{AK}[\text{bits } 0,1, \dots 46,47] = \mathbf{SQN}[\text{bits } 0,1, \dots 46,47] \text{ XOR } \mathbf{AK}[\text{bits } 0,1, \dots 46,47]$$

8.1.2.2 Generation of re-synchronisation parameters in the USIM

For SS to be able to initiate an authentication re-synchronisation procedure a specific AMF value has been defined.

$$\mathbf{AMF}_{\text{RESYNCH}} = \mathbf{AMF}[\text{bits } 0,1, \dots 14,15] = "1111 1111 1111 1111"$$

When the test USIM receives an authentication token (AUTN) having the value of AMF field equal to the $\mathbf{AMF}_{\text{RESYNCH}}$ value then the test USIM shall initiate the re-synchronisation procedure.

When the test USIM starts the re-synchronisation procedure, the MAC-S and AK have to be calculated using the functions $\mathbf{f1}^*$ and $\mathbf{f5}^*$, which in the test algorithm are identical to $\mathbf{f1}$ and $\mathbf{f5}$, respectively.

Step 1:

XOR to the challenge **RAND**, a predefined number **K** (in which at least one bit is not zero, see 8.2), having the same bit length (128 bits) as **RAND**.

The result **XDOUT** of this is:

$$\mathbf{XDOUT}[\text{bits } 0,1, \dots 126,127] = \mathbf{K}[\text{bits } 0,1, \dots 126,127] \text{ XOR } \mathbf{RAND}[\text{bits } 0,1, \dots 126,127]$$

Step 2:

AK is extracted from **XDOUT** this way:

$$\mathbf{AK}[\text{bits } 0,1, \dots 46,47] = \mathbf{f5}^*(\mathbf{XDOUT}) = \mathbf{XDOUT}[\text{bits } 24,25, \dots 70,71]$$

Step 3:

Concatenate **SQN_{MS}** with **AMF*** to obtain **CDOUT** like this:

$$\mathbf{CDOUT}[\text{bits } 0,1, \dots 62,63] = \mathbf{SQN}_{\text{MS}}[\text{bits } 0,1, \dots 46,47] \parallel \mathbf{AMF}^*[\text{bits } 0,1, \dots 14,15]$$

Where **AMF*** assumes a dummy value of all zeros

NOTE: For test USIM the **SQN_{MS}** = **SQN_{SS}**[bits 0,1, . . .46,47] = **AUTN**[bits 0,1, . . .46,47] XOR **AK**[bits 0,1, . . .46,47] where AUTN is the received authentication token.

For SS and AUC the **SQN_{MS}** = **AUTS**[bits 0,1, . . .46,47] XOR **AK**[bits 0,1, . . .46,47] where AUTS is the received re-synchronisation parameter.

Step 4:

MAC-S is calculated from **XDOUT** and **CDOUT** this way:

$$\mathbf{MAC-S}[\text{bits } 0,1, \dots 62, 63] = \mathbf{f1}^*(\mathbf{XDOUT}, \mathbf{CDOUT}) = \mathbf{XDOUT}[\text{bits } 0,1, \dots 62,63] \text{ XOR } \mathbf{CDOUT}[\text{bits } 0,1, \dots 62,63]$$

NOTE: In SS and AUC, the XMAC-S calculation is identical to MAC-S.

Step 5:

The test USIM calculates the re-synchronisation parameter **AUTS**:

$$\mathbf{AUTS}[\text{bits } 0,1, \dots 110,111] = \mathbf{SQN}_{\text{MS}} \oplus \mathbf{AK}[\text{bits } 0,1, \dots 46,47] \parallel \mathbf{MAC-S}[\text{bits } 0,1, \dots 62, 63]$$

$$\text{Where } \mathbf{SQN}_{\text{MS}} \oplus \mathbf{AK}[\text{bits } 0,1, \dots 46,47] = \mathbf{SQN}_{\text{MS}} [\text{bits } 0,1, \dots 46,47] \text{ XOR } \mathbf{AK}[\text{bits } 0,1, \dots 46,47]$$

8.1.2.3 Using the authentication test algorithm for UE conformance testing

8.1.2.3.1 Authentication accept case

The authentication accept case is illustrated in figure 8.1.2.3.1 [and](#) 8.1.2.3.2.

The SS calculates the authentication token AUTN according to the test algorithm as specified in clause 8.1.2.1 (step 1 to 5) using an AMF value different from the AMF_{RESYNCH} value.

The SS sends an authentication request, including RAND and AUTN parameters, to the ME/USIM.

Based on the received RAND parameter the test USIM calculates the RES, CK, IK, **K_c** and XMAC parameters according to clause 8.1.2.1 (step 1 to 4). The test USIM extracts the SQN_{MS} = SQN_{SS}, AMF and MAC parameters from the received authentication token AUTN.

The test USIM checks that XMAC = MAC and then return the RES, CK and IK parameters to the ME.

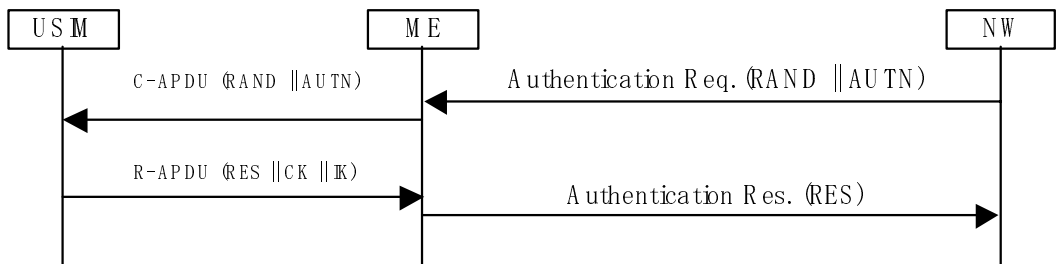


Figure 8.1.2.3.1: Network accepted by UE (USIM not supporting derivation of GSM cipher key Kc)

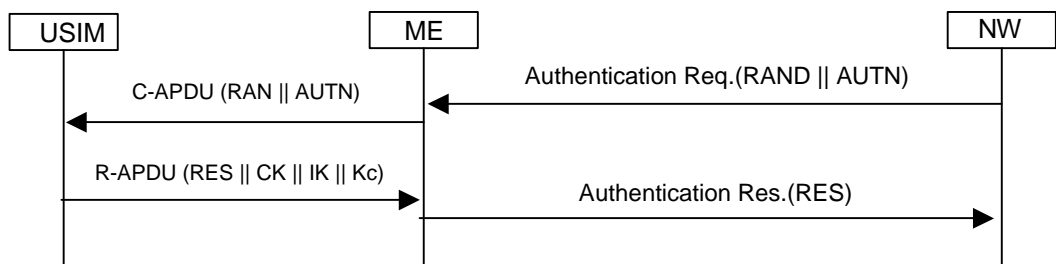


Figure 8.1.2.3.2: Network accepted by UE (USIM supporting derivation of GSM cipher key Kc)

8.1.2.3.2 MAC failure case

The MAC failure case is illustrated in figure 8.1.2.3.2.

The SS calculates the authentication token AUTN according to the test algorithm as specified in clause 8.1.2.1 (step 1 to 5) using an AMF value different from the AMF_{RESYNCH} value and a MAC value different from what is calculated in clause 8.1.2.1 step 4.

The SS sends an authentication request, including RAND and AUTN parameters, to the ME/USIM.

Based on the received RAND parameter The test USIM calculates the RES, CK, IK, Kc and XMAC parameters according to clause 8.1.2.1 (step 1 to 4).

The test USIM extracts the SQN_{MS} = SQN_{SS}, AMF and MAC parameters from the received authentication token AUTN.

When the test USIM identifies that the calculated XMAC value is different from the MAC value received in AUTN then the USIM notifies the ME of the MAC failure and the ME sends an AUTHENTICATION FAILURE message to the SS (cause "MAC failure").

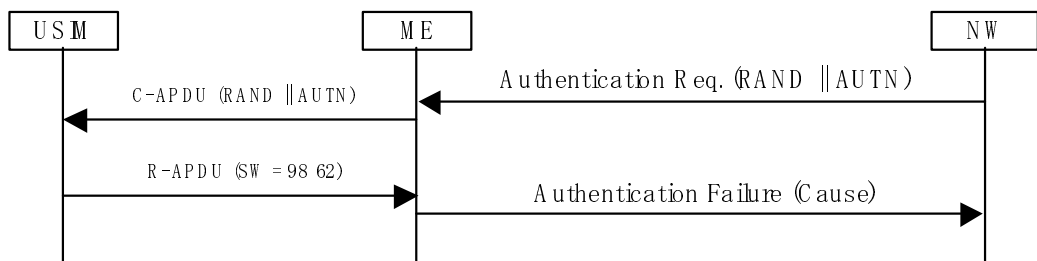


Figure 8.1.2.3.2: MAC failure cases

8.1.2.3.3 SQN failure case

The SQN failure case is illustrated in figure 8.1.2.3.3.

The SS calculates the authentication token AUTN according to the test algorithm as specified in clause 8.1.2.1 (step 1 to 5) using an AMF value equal to $AMF_{RESYNCH}$.

The SS sends an authentication request, including RAND and AUTN parameters, to the UE/USIM.

The test USIM extracts the $SQN_{MS} = SQN_{SS}$, AMF and MAC parameters from the received authentication token AUTN.

When the test USIM identifies that the AMF field is equal to the $AMF_{RESYNCH}$ value it calculates the re-synchronisation parameter AUTS as specified in clause 8.1.2.2 (step 1 to 5) and forward it to the ME.

The ME sends an AUTHENTICATION FAILURE message to the SS including the AUTS parameter.

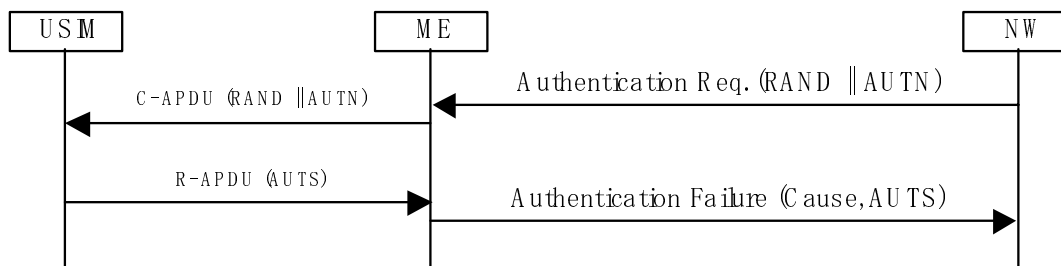


Figure 8.1.2.3.3: SQN failure case

3GPP TSG- T1 Meeting #18
San Antonio, US, 10th – 14th February 2003

Tdoc # T1-030047

3GPP TSG- T1 SIG Meeting #25
San Antonio, US, 10th – 14th February 2003

Tdoc # T1S030077

CR-Form-v7

CHANGE REQUEST

⌘ 34.108 CR 182 ⌘ rev - ⌘ Current version: 3.10.0 ⌘

For **HELP** on using this form, see bottom of this page or look at the pop-up text over the ⌘ symbols.

Proposed change affects: UICC apps ME Radio Access Network Core Network

Title:	⌘ CR to 34.108 R99; Addition of simulated network environment for inter-RAT test cases
Source:	⌘ Ericsson
Work item code:	⌘ <input type="text"/>
Date:	⌘ 28/01/2003
Category:	⌘ F
	Use <u>one</u> of the following categories: F (correction) A (corresponds to a correction in an earlier release) B (addition of feature), C (functional modification of feature) D (editorial modification) Detailed explanations of the above categories can be found in 3GPP TR 21.900 .
Release:	⌘ R99
	Use <u>one</u> of the following releases: 2 (GSM Phase 2) R96 (Release 1996) R97 (Release 1997) R98 (Release 1998) R99 (Release 1999) Rel-4 (Release 4) Rel-5 (Release 5) Rel-6 (Release 6)

Reason for change: ⌘ Currently there is no simulated network environment defined in 34.108 for the inter-RAT UTRA/GSM case.

Summary of change: ⌘

1. Clause 2:
Added reference [31] 3GPP TS 51.010-1.
2. Clause 6.1:
Added information describing the cell numbering scheme used for intra-, inter-frequency and inter-RAT cell environment.
3. Clause 6.1.0b:
Added new SIB11 definition for Cell 1 and the FDD/GSM inter-RAT case.
4. Clause 6.1.4:
 - a. Added SIB11 content to Cell 1 to Cell 8 for the FDD/GSM inter-RAT case.
 - b. Added information for Cell 9 and Cell 10 (new GSM cells)
5. Clause 6.1.5:
 - a. Removed the word "only" from the title.
6. Clause 6.1.6:
 - a. Removed the word "only" in the title.
7. Added new clause 6.1.7 for GSM reference radio conditions to be used by

		inter-RAT test cases.
Consequences if not approved:	⌘	No default values for SIB11 and SIB12 will exist for the inter-RAT case.

Clauses affected:	⌘	2, 6.1.0b, 6.1.4, 6.1.5, 6.1.6 and 6.1.7 (new)								
Other specs affected:	⌘	<table border="1"> <tr> <td>Y</td> <td>N</td> </tr> <tr> <td></td> <td>X</td> </tr> <tr> <td>X</td> <td></td> </tr> <tr> <td></td> <td>X</td> </tr> </table> Other core specifications Test specifications O&M Specifications	Y	N		X	X			X
Y	N									
	X									
X										
	X									
Other comments:	⌘	Alignment of inter-RAT test cases in 34.123-1 to use Cell 9 and Cell 10 for GSM cells								

How to create CRs using this form:

Comprehensive information and tips about how to create CRs can be found at <http://www.3gpp.org/specs/CR.htm>. Below is a brief summary:

- 1) Fill out the above form. The symbols above marked ⌘ contain pop-up help information about the field that they are closest to.
- 2) Obtain the latest version for the release of the specification to which the change is proposed. Use the MS Word "revision marks" feature (also known as "track changes") when making the changes. All 3GPP specifications can be downloaded from the 3GPP server under <ftp://ftp.3gpp.org/specs/>. For the latest version, look for the directory name with the latest date e.g. 2001-03 contains the specifications resulting from the March 2001 TSG meetings.
- 3) With "track changes" disabled, paste the entire CR form (use CTRL-A to select it) into the specification just in front of the clause containing the first piece of changed text. Delete those parts of the specification which are not relevant to the change request.

2 References

The following documents contain provisions which, through reference in this text, constitute provisions of the present document.

- References are either specific (identified by date of publication, edition number, version number, etc.) or non-specific.
- For a specific reference, subsequent revisions do not apply.
- For a non-specific reference, the latest version applies. In the case of a reference to a 3GPP document (including a GSM document), a non-specific reference implicitly refers to the latest version of that document *in the same Release as the present document*.

- [1] 3GPP TS 34.123-1: "User Equipment (UE) conformance specification; Part 1: Protocol conformance specification".
- [2] 3GPP TS 34.121: "Terminal Conformance Specification; Radio transmission and reception (FDD)".
- [3] 3GPP TS 34.123-2: "User Equipment (UE) conformance specification; Part 2: Implementation Conformance Statement (ICS) proforma specification".
- [4] 3GPP TS 34.124: "ElectroMagnetic compatibility (EMC) requirements for Mobile terminals and ancillary equipment".
- [5] 3GPP TS 34.122: "Terminal Conformance Specification; Radio transmission and reception (TDD)".
- [6] 3GPP TS 34.109: "Terminal Logical Test Interface; Special conformance testing functions".
- [8] 3GPP TS 25.214: "Physical layer procedures (FDD)".
- [7] 3GPP TS 25.301 "Radio Interface Protocol Architecture".
- [9] 3GPP TR 21.905: "Vocabulary for 3GPP Specifications".
- [10] 3GPP TR 25.990: "Vocabulary".
- [11] 3GPP TS 25.101: "UE Radio transmission and reception (FDD)".
- [12] 3GPP TS 25.102: "UTRA (UE) TDD; Radio transmission and reception".
- [13] 3GPP TS 25.211: "Physical Channels and mapping of Transport Channels onto Physical channels (FDD)".
- [14] 3GPP TS 25.212: "Multiplexing and Channel Coding (FDD)".
- [15] 3GPP TS 23.107: "Quality of Service (QoS) concept and architecture".
- [16] 3GPP TS 26.110: "Codec for Circuit Switched Multimedia Telephony Service; General Description".
- [17] 3GPP TS 29.007: "General requirements on interworking between the Public Land Mobile Network (PLMN) and the Integrated Services Digital Network (ISDN) or Public Switched Telephone Network (PSTN)".
- [18] 3GPP TR 23.910: "Circuit Switched Data Bearer Service".
- [19] Void.
- [20] 3GPP TS 25.104: "UTRA (BS) FDD; Radio Transmission and Reception".

- [21] 3GPP TS 25.105: "UTRA (BS) TDD; Radio Transmission and Reception".
- [22] 3GPP TS 31.101: "UICC-Terminal Interface; Physical and Logical Characteristics".
- [23] 3GPP TS 31.102: "Characteristics of the USIM Application".
- [24] 3GPP TS 33.102: "3G Security; Security Architecture".
- [25] 3GPP TS 33.103: "3G Security; Integration Guidelines".
- [26] 3GPP TS 33.105: "3G Security; Cryptographic Algorithm Requirements".
- [27] 3GPP TS 25.224: "Physical layer procedures (TDD)".
- [28] 3GPP TS 25.221: "Physical Channels and mapping of Transport Channels onto Physical channels (TDD)".
- [29] 3GPP TS 25.222: "Multiplexing and Channel Coding (TDD)".
- [30] 3GPP TS 25.133: "Requirements for support of radio resource management (FDD)".
- [31] [3GPP TS 51.010-1: "GSM/EDGE Radio Access Network; Digital cellular telecommunications system \(Phase 2+\); Mobile Station \(MS\) conformance specification; Part 1: Conformance specification"](#).

<End of modified section>

<Start of next modified section>

6 Reference System Configurations

This clause defines a number of Reference System Configurations which can be used for different tests.

6.1 Simulated network environments

The UE will eventually have to operate in either single mode networks (FDD or TDD), ~~and~~ dual mode networks (FDD+TDD), ~~or inter-RAT networks (FDD or TDD + GSM).~~

~~It is <ffs> whether a reference environment needs to be defined for multi-mode networks (eg: the environment could be created by combining two appropriate reference environments from the single mode cases).~~

The following tables list the default parameters for 1 to 8 cell environments for testing.

To simplify TTCN implementation the total number of simultaneous cells in intra-frequency, inter-frequency and inter-RAT cell information lists (SIB11) have been limited to 8 and a specific cell numbering scheme have been defined to associate cell identifiers with type of cell.

- Cell 1, Cell 2, Cell 3, Cell 7 and Cell 8 are associated with FDD/TDD cells using frequency f1;
- Cell 4, Cell 5 and Cell 6 are associated with FDD/TDD cells using frequency f2; and
- Cell 9 and Cell 10 are associated with GSM cells.

For FDD and TDD intra- and inter-frequency cell environment Cell 1 to Cell 8 are used.

For FDD/GSM inter-RAT cell environment Cell 1 to Cell 6, Cell 9 and Cell 10 are used.

In this clause, decimal values are normally used. However, sometimes a hexadecimal value, indicated by an "H", or a binary value, indicated by a "B" is used.

6.1.0a Default Master Information Block and Scheduling Block messages

6.1.0a.1 Grouping SIBs for testing

Mandatory in 34.108	Used in Idle Mode	MIB, SB1, (SB2), SIB1, SIB2, SIB3, SIB5, SIB7, SIB11
	Used in Connected Mode	SIB4, SIB6, SIB12
Mandatory for FDD CPCH		SIB8, SIB9
Mandatory for FDD DRAC		SIB10
Mandatory for TDD		SIB14, SIB17
Mandatory for LCS		SIB15, SIB15.1, SIB15.2, SIB15.3
Mandatory for ANSI-41 system		SIB13, SIB13.1, SIB13.2, SIB13.3, SIB13.4
Mandatory for InterSys HO		SIB16
Mandatory for Cell reselection		SIB18

6.1.0a.2 SIB configurations

Currently three SIB configurations are used, Configuration 1 is default for both UTRAN/FDD SYSTEM and UTRAN/FDD + GERAN SYSTEM, or both UTRAN/TDD SYSTEM and UTRAN/TDD + GERAN SYSTEM. Configuration 2 is for test cases which need two S_CCPCCH or two PRACH. Configuration 3 is for inter-RAT handover test cases.

Configuration 1	MIB, SB1, SIB1, SIB2, SIB3, SIB4, SIB5, SIB6, SIB7, SIB11, SIB12, SIB18
Configuration 2	MIB, SB1, SIB1, SIB2, SIB3, SIB4, SIB5, SIB7, SIB11, SIB12, SIB18
Configuration 3	MIB, SB1, SIB1, SIB2, SIB3, SIB4, SIB5, SIB7, SIB11, SIB16, SIB18

6.1.0a.3 SIB default schedule

Block Type	MIB	SB1	SIB1	SIB2	SIB3	SIB4	SIB5	SIB6	SIB7	SIB11	SIB12	SIB18
SIB_REP	8	16	64	64	64	64	64	64	16	64	64	64
SEG_COUNT	1	1	1	1	1	1	4	4	1	3	3	1

Frame No / SIB_POS	0	2	4	6	8	10	12	14
Block Type	MIB	SB1	SIB7	SIB6	MIB	SIB6	SIB6	SIB6

Frame No / SIB_POS	16	18	20	22	24	26	28	30
Block Type	MIB	SB1	SIB7/SIB3	SIB1/SIB2	MIB	SIB12	SIB12	SIB12

Frame No / SIB_POS	32	34	36	38	40	42	44	46
Block Type	MIB	SB1	SIB7/SIB18	SIB5	MIB	SIB5	SIB5	SIB5

Frame No / SIB_POS	48	50	52	54	56	58	60	62
Block Type	MIB	SB1	SIB7/SIB4		MIB	SIB11	SIB11	SIB11

Contents of Master Information Block PLMN type is the case of GSM-MAP

- MIB value tag	1
- Supported PLMN types	
- PLMN type	GSM-MAP
- PLMN identity	
- MCC digit	Set to the same Mobile Country Codes stored in the test USIM card (TS 34.108 clause 8.3.2.2 EF IMSI(IMSI)).
- MNC digit	Set to the same Mobile Network Codes stored in the test USIM card (TS 34.108 clause 8.3.2.2 EF IMSI(IMSI)).
- ANSI-41 Core Network information	Not Present
- References to other system information blocks and scheduling blocks	
- References to other system information blocks	
- Scheduling information	
- CHOICE Value tag	Cell Value Tag
- Cell Value tag	1
- Scheduling	
- SEG_COUNT	1
- SIB_REP	16
- SIB_POS	2
- SIB_POS offset info	Not Present – use default
- SIB and SB type	Scheduling Block 1
- Scheduling information	
- CHOICE Value tag	PLMN Value tag
- PLMN Value tag	1
- SEG_COUNT	1
- SIB_REP	64
- SIB_POS	22
- SIB_POS offset info	Not Present – use default
- SIB and SB type	System Information Type 1
- Scheduling information	
- CHOICE Value tag	Cell Value tag
- Cell Value tag	1
- SEG_COUNT	1
- SIB_REP	64
- SIB_POS	22
- SIB_POS offset info	Not Present – use default
- SIB and SB type	System Information Type 2
- Scheduling information	
- CHOICE Value tag	Cell Value tag
- Cell Value tag	1
- SEG_COUNT	1
- SIB_REP	64
- SIB_POS	20
- SIB_POS offset info	Not Present – use default
- SIB and SB type	System Information Type 3
- Scheduling information	
- CHOICE Value tag	Cell Value tag
- Cell Value tag	1
- SEG_COUNT	1
- SIB_REP	64
- SIB_POS	52
- SIB_POS offset info	Not Present – use default
- SIB and SB type	System Information Type 4
- Scheduling information	
- CHOICE Value tag	Cell Value tag
- Cell Value tag	1
- SEG_COUNT	4
- SIB_REP	64
- SIB_POS	38
- SIB_POS offset info	
- SIB_OFF	4
- SIB_OFF	2
- SIB_OFF	2
- SIB and SB type	System Information Type 5

Contents of Scheduling Block 1 (FDD)

- References to other system information blocks	
- Scheduling information	
- CHOICE Value tag	Cell Value tag
- Cell Value tag	1
- SEG_COUNT	4
- SIB_REP	64
- SIB_POS	6
- SIB_POS offset info	
- SIB_OFF	4
- SIB_OFF	2
- SIB_OFF	2
- SIB type SIBs only	System Information Type 6
- Scheduling information	
- CHOICE Value tag	Not Present
- SEG_COUNT	1
- SIB_REP	16
- SIB_POS	4
- SIB_POS offset info	Not Present
- SIB type SIBs only	System Information Type 7
- Scheduling information	
- CHOICE Value tag	Cell Value tag
- Cell Value tag	1
- SEG_COUNT	3
- SIB_REP	64
- SIB_POS	58
- SIB_POS offset info	
- SIB_OFF	2
- SIB_OFF	2
- SIB type SIBs only	System Information Type 11
- Scheduling information	
- CHOICE Value tag	Cell Value tag
- Cell Value tag	1
- SEG_COUNT	3
- SIB_REP	64
- SIB_POS	26
- SIB_POS offset info	
- SIB_OFF	2
- SIB_OFF	2
- SIB type SIBs only	System Information Type 12
- Scheduling information	
- CHOICE Value tag	PLMN Value tag
- PLMN Value tag	1
- SEG_COUNT	1
- SIB_REP	64
- SIB_POS	36
- SIB_POS offset info	Not Present
- SIB type SIBs only	System Information Type 18

Contents of Scheduling Block 1 (TDD)

- References to other system information blocks	
- Scheduling information	
- CHOICE Value tag	Cell Value tag
- Cell Value tag	1
- SEG_COUNT	4
- SIB_REP	128
- SIB_POS	3
- SIB_POS offset info	
- SIB_OFF	4
- SIB_OFF	2
- SIB_OFF	2
- SIB_OFF	2
- SIB type SIBs only	System Information Type 6
- Scheduling information	
- CHOICE Value tag	Not Present

- SEG_COUNT	1
- SIB_REP	16
- SIB_POS	2
- SIB_POS offset info	Not Present
- SIB type SIBs only	System Information Type 7
- Scheduling information	
- CHOICE Value tag	Cell Value tag
- Cell Value tag	1
- SEG_COUNT	3
- SIB_REP	64
- SIB_POS	29
- SIB_POS offset info	
- SIB_OFF	2
- SIB_OFF	2
- SIB type SIBs only	System Information Type 11
- Scheduling information	
- CHOICE Value tag	Cell Value tag
- Cell Value tag	1
- SEG_COUNT	3
- SIB_REP	64
- SIB_POS	13
- SIB_POS offset info	
- SIB_OFF	2
- SIB_OFF	2
- SIB type SIBs only	System Information Type 12
- Scheduling information	
- CHOICE Value tag	Cell Value tag
- Cell Value tag	1
- SEG_COUNT	1
- SIB_REP	64
- SIB_POS	54
- SIB_POS offset info	Not Present - use default
- SIB type SIBs only	System Information Type 14
- Scheduling information	
- CHOICE Value tag	PLMN Value tag
- PLMN Value tag	1
- SEG_COUNT	1
- SIB_REP	64
- SIB_POS	6
- SIB_POS offset info	Not Present
- SIB type SIBs only	System Information Type 18

6.1.0a.4 SIB special schedules

6.1.0a.4.1 SIB schedule for two S-CCPCH or two PRACH

FFS

6.1.0a.4.2 SIB schedule for Inter-Rat Handover Test

FFS

6.1.0b Default System Information Block Messages

Contents of System Information Block type 1 (supported PLMN type is GSM-MAP)

- CN common GSM-MAP NAS system information	
- GSM-MAP NAS system information	00 80H
- CN domain system information	
- CN domain identity	PS
- CHOICE CN Type	GSM-MAP
- CN domain specific NAS system information	
- GSM-MAP NAS system information	00 00H
- CN domain specific DRX cycle length coefficient	7
- CN domain identity	CS
- CHOICE CN Type	GSM-MAP
- CN domain specific NAS system information	
- GSM-MAP NAS system information	1E 01H
- CN domain specific DRX cycle length coefficient	7
- UE Timers and constants in idle mode	
-T300	4000 milliseconds
-N300	7
-T312	10 seconds
- N312	1
- UE Timers and constants in connected mode	
- T301	Not Present (2000 milliseconds: default value)
- N301	Not Present (2: default value)
- T302	Not Present (4000 milliseconds: default value)
- N302	Not Present (3: default value)
- T304	Not Present (2000 milliseconds: default value)
- N304	Not Present (2: default value)
- T305	Not Present (30 minutes: default value)
- T307	Not Present (30 seconds: default value)
- T308	Not Present (160 milliseconds: default value)
- T309	Not Present (5 seconds: default value)
- T310	Not Present (160 milliseconds: default value)
- N310	Not Present (4: default value)
- T311	Not Present (2000 milliseconds: default value)
- T312	Not Present (1 seconds: default value)
- N312	Not Present (1: default value)
- T313	Not Present (3 seconds: default value)
- N313	Not Present (20: default value)
- T314	Not Present (12 seconds: default value)
- T315	Not Present (180 seconds: default value)
- N315	Not Present (1: default value)
- T316	Not Present (30 seconds: default value)
- T317	Not Present (180 seconds: default value)

Contents of System Information Block type 2

- URA identity list	<i>Only 1 URA identity broadcasted</i>
- URA identity	0000 0000 0000 0001B

Contents of System Information Block type 3 (FDD)

- SIB4 indicator	TRUE
- Cell identity	0000 0000 0000 0000 0000 0000 0001B
- Cell selection and re-selection info	
- Mapping info	Not Present
- Cell selection and reselection quality measure	CPICH RSCP
- CHOICE mode	FDD
- Sintrasearch	16 dB
- Sintersearch	16 dB
- SsearchHCS	Not Present
- RAT List	This parameter is configurable
- RAT identifier	GSM
- Ssearch,RAT	-32 dB
- SHCS,RAT	Not Present
- Slimit,SearchRAT	0
- Qqualmin	Reference to table 6.1.1
- Qrxlevmin	Reference to table 6.1.1
- Qhyst1s	2 dB
- Qhyst2s	Not Present
- Treselections	0 seconds
- HCS Serving cell information	Not Present
- Maximum allowed UL TX power	Reference to table 6.1.1
- Cell Access Restriction	
- Cell barred	Not barred
- Intra-frequency cell re-selection indicator	Not present
- T _{barred}	Not present
- Cell Reserved for operator use	Not reserved
- Cell Reservation Extension	Not reserved
- Access Class Barred List	
- Access Class Barred0	Not barred
- Access Class Barred1	Not barred
- Access Class Barred2	Not barred
- Access Class Barred3	Not barred
- Access Class Barred4	Not barred
- Access Class Barred5	Not barred
- Access Class Barred6	Not barred
- Access Class Barred7	Not barred
- Access Class Barred8	Not barred
- Access Class Barred9	Not barred
- Access Class Barred10	Not barred
- Access Class Barred11	Not barred
- Access Class Barred12	Not barred
- Access Class Barred13	Not barred
- Access Class Barred14	Not barred
- Access Class Barred15	Not barred

Contents of System Information Block type 3 (TDD)

- SIB4 Indicator	TRUE
- Cell identity	0000 0000 0000 0000 0000 0000 0001B
- Cell selection and re-selection info	
- Mapping info	Not present
- Cell selection and reselection quality measure	(no data)
- CHOICE mode	TDD
- Sintrasearch	10 dB
- Sintersearch	10 dB
- SsearchHCS	Not present
- RAT List	This parameter is configurable
- RAT identifier	GSM
- Ssearch,RAT	-32 dB
- SHCS,RAT	Not present
- Slimit,ShearchRAT	Not Present
- Qrxlevmin	-103 dBm
- Qhyst1s	0 dB
- Treselections	0 seconds
- HCS Serving cell information	Not present
- Maximum allowed UL TX power	30dBm
- Cell Access Restriction	
- Cell barred	Not barred
- Intra-frequency cell re-selection indicator	Not present
- T _{barred}	Not present
- Cell Reserved for operator use	Not reserved
- Cell Reservation Extension	Not reserved
- Access Class Barred List	
- Access Class Barred0	Not barred
- Access Class Barred1	Not barred
- Access Class Barred2	Not barred
- Access Class Barred3	Not barred
- Access Class Barred4	Not barred
- Access Class Barred5	Not barred
- Access Class Barred6	Not barred
- Access Class Barred7	Not barred
- Access Class Barred8	Not barred
- Access Class Barred9	Not barred
- Access Class Barred10	Not barred
- Access Class Barred11	Not barred
- Access Class Barred12	Not barred
- Access Class Barred13	Not barred
- Access Class Barred14	Not barred
- Access Class Barred15	Not barred

Contents of System Information Block type 4 in connected mode (FDD)

- Cell identity	0000 0000 0000 0000 0000 0000 0001B
- Cell selection and re-selection info	
- Mapping Info	Not present
- Cell selection and reselection quality measure	CPICH RSCP
- CHOICE mode	FDD
- Sintrasearch	16 dB
- Sintersearch	16 dB
- SsearchHCS	Not present
- RAT List	This parameter is configurable
- RAT identifier	GSM
- Ssearch,RAT	-32 dB
- SHCS,RAT	Not Present
- S _{limit,SearchRAT}	0
- Qqualmin	Reference to table 6.1.1
- Qrxlevmin	Reference to table 6.1.1
- Qhyst1s	2 dB
- Qhyst2s	Not Present
- Treselections	0 seconds
- HCS Serving cell information	Not Present
- Maximum allowed UL TX power	Reference to table 6.1.1
- Cell Access Restriction	
- Cell barred	Not barred
- Intra-frequency cell re-selection indicator	Not present
- T _{barred}	Not present
- Cell Reserved for operator use	Not reserved
- Cell Reservation Extension	Not reserved
- Access Class Barred List	Not present

Contents of System Information Block type 4 in connected mode (similar to SIB type3) (TDD)

- Cell identity	0000 0000 0000 0000 0000 0000 0001B
- Cell selection and re-selection info	
- Mapping info	Not Present
- Cell selection and reselection quality measure	(no data)
- CHOICE mode	TDD
- Sintrasearch	10 dB
- Sintersearch	10 dB
- SsearchHCS	Not present
- RAT List	This parameter is configurable
- RAT identifier	GSM
- Ssearch,RAT	-32 dB
- SHCS,RAT	Not present
- S _{limit,SearchRAT}	Not Present
- Qrxlevmin	-103 dBm
- Qhyst1s	0 dB
- Treselections	0 seconds
- HCS Serving cell information	Not present
- Maximum allowed UL TX power	30dBm
- Cell Access Restriction	
- Cell barred	Not barred
- Intra-frequency cell re-selection indicator	Not present
- T _{barred}	Not present
- Cell Reserved for operator use	Not reserved
- Cell Reservation Extension	Not reserved
- Access Class Barred List	Not present

Contents of System Information Block type 5 (FDD)

- SIB6 indicator	TRUE
- PICH Power offset	-5 dB
- CHOICE Mode	FDD
- AICH Power offset	5 dB
- Primary CCPCH info	Not present
- PRACH system information list	
- PRACH system information	
- PRACH info	
- CHOICE mode	FDD
- Available Signature	'0000 0000 1111 1111'B
- Available SF	64
- Preamble scrambling code number	0
- Puncturing Limit	1.00
- Available Sub Channel number	'1111 1111 1111'B
- Transport Channel Identity	15
- RACH TFS	
- CHOICE Transport channel type	Common transport channels
- Dynamic Transport format information	
- RLC size	168
- Number of TB and TTI List	
- Number of Transport blocks	1
- CHOICE Mode	FDD
- CHOICE Logical Channel List	Configured
- RLC size	360
- Number of TB and TTI List	
- Number of Transport blocks	1
- CHOICE Mode	FDD
- CHOICE Logical Channel List	Configured
- Semi-static Transport Format information	
- Transmission time interval	20 ms
- Type of channel coding	Convolutional
- Coding Rate	1/2
- Rate matching attribute	150
- CRC size	16
- RACH TFCS	
- CHOICE TFCI signalling	Normal
- TFCI Field 1 information	
- CHOICE TFCS representation	Complete reconfiguration
- TFCS complete reconfiguration information	
- CHOICE CTFC Size	2 bit
- CTFC information	0
- Power offset information	
- CHOICE Gain Factors	Computed Gain Factor
- Reference TFC ID	0
- CHOICE Mode	FDD
- Power offset Pp-m	0 dB
- CTFC information	1
- Power offset information	
- CHOICE Gain Factors	Signalled Gain Factor
- CHOICE mode	FDD
- Gain factor β_c	11
- Gain factor β_d	15
- Reference TFC ID	0
- CHOICE Mode	FDD
- Power offset Pp-m	0 dB
- PRACH partitioning	
- Access Service Class	
- ASC Setting	Not Present
- ASC Setting	
- CHOICE mode	FDD
- Available signature Start Index	0 (ASC#1)
- Available signature End Index	7 (ASC#1)
- Assigned Sub-channel Number	'1111'B
- ASC Setting	Not Present
- ASC Setting	
- CHOICE mode	FDD

- Available signature Start Index	0 (ASC#3)
- Available signature End Index	7 (ASC#3)
- Assigned Sub-channel Number	'1111'B
- ASC Setting	Not Present
- ASC Setting	
- CHOICE mode	FDD
- Available signature Start Index	0 (ASC#5)
- Available signature End Index	7 (ASC#5)
- Assigned Sub-channel Number	'1111'B
- ASC Setting	Not Present
- ASC Setting	
- CHOICE mode	FDD
- Available signature Start Index	0 (ASC#7)
- Available signature End Index	7 (ASC#7)
- Assigned Sub-channel Number	'1111'B
- Persistence scaling factor	
- Persistence scaling factor	0.9 (for ASC#2)
- Persistence scaling factor	0.9 (for ASC#3)
- Persistence scaling factor	0.9 (for ASC#4)
- Persistence scaling factor	0.9 (for ASC#5)
- Persistence scaling factor	0.9 (for ASC#6)
- Persistence scaling factor	0.9 (for ASC#7)
- AC-to-ASC mapping table	
- AC-to-ASC mapping	6 (AC0-9)
- AC-to-ASC mapping	5 (AC10)
- AC-to-ASC mapping	4 (AC11)
- AC-to-ASC mapping	3 (AC12)
- AC-to-ASC mapping	2 (AC13)
- AC-to-ASC mapping	1 (AC14)
- AC-to-ASC mapping	0 (AC15)
- CHOICE mode	FDD
- Primary CPICH TX power	31
- Constant value	-10
- PRACH power offset	
- Power Ramp Step	3dB
- Preamble Retrans Max	4
- RACH transmission parameters	
- Mmax	2
- NB01min	3 slot
- NB01max	10 slot
- AICH info	
- Channelisation code	3
- STTD indicator	FALSE
- AICH transmission timing	0
- Secondary CCPCH system information	
- Secondary CCPCH info	
- CHOICE mode	FDD
- Secondary scrambling code	Not Present
- STTD indicator	FALSE
- Spreading factor	64
- Code number	1
- Pilot symbol existence	FALSE
- TFCl existence	Not Present
- Fixed or Flexible position	Absence of this IE is equivalent to default value "TRUE"
	Not Present
	Absence of this IE is equivalent to default value "Flexible"
- Timing offset	Not Present
	Absence of this IE is equivalent to default value 0
- TFCS	(This IE is repeated for TFC number for PCH and FACH.)
- CHOICE TFCl signalling	Normal
- TFCl Field 1 information	
- CHOICE TFCS representation	Complete reconfiguration
- TFCS complete reconfiguration information	
- CHOICE CTFC Size	4 bit
- CTFC information	0
- Power offset information	Not Present
- CTFC information	1
- Power offset information	Not Present
- CTFC information	2

- Power offset information	Not Present
- CTFC information	3
- Power offset information	Not Present
- CTFC information	4
- Power offset information	Not Present
- CTFC information	5
- Power offset information	Not Present
- CTFC information	6
- Power offset information	Not Present
- CTFC information	8
- Power offset information	Not Present
- FACH/PCH information	(PCH)
- TFS	Common transport channels
- CHOICE Transport channel type	Common transport channels
- Dynamic Transport format information	
- RLC Size	240
- Number of TB and TTI List	
- Number of Transport blocks	0
- Number of Transport blocks	1
- CHOICE Logical Channel List	ALL
- Semi-static Transport Format information	
- Transmission time interval	10 ms
- Type of channel coding	Convolutional
- Coding Rate	1/2
- Rate matching attribute	230
- CRC size	16 bit
- Transport Channel Identity	12 (for PCH)
- CTCH indicator	FALSE
- TFS	(FACH)
- CHOICE Transport channel type	Common transport channels
- Dynamic Transport format information	
- RLC Size	168
- Number of TB and TTI List	
- Number of Transport blocks	0
- Number of Transport blocks	1
- Number of Transport blocks	2
- CHOICE Logical Channel List	ALL
- Semi-static Transport Format information	
- Transmission time interval	10 ms
- Type of channel coding	Convolutional
- Coding Rate	1/2
- Rate matching attribute	220
- CRC size	16 bit
- Transport Channel Identity	13 (for FACH)
- CTCH indicator	FALSE
- TFS	(FACH)
- CHOICE Transport channel type	Common transport channels
- Dynamic Transport format information	
- RLC Size	360
- Number of TB and TTI List	
- Number of Transport blocks	0
- Number of Transport blocks	1
- CHOICE Logical Channel List	ALL
- Semi-static Transport Format information	
- Transmission time interval	10 ms
- Type of channel coding	Turbo
- Rate matching attribute	130
- CRC size	16bit
- Transport Channel Identity	14 (for FACH)
- CTCH indicator	FALSE
- PICH info	
- CHOICE mode	FDD
- Channelisation code	2
- Number of PI per frame	18
- STTD indicator	FALSE
- CBS DRX Level 1 information	Not Present

Contents of System Information Block type 5 (TDD)

- SIB6 indicator	TRUE
- PICH Power offset	-5 dB
- CHOICE Mode	TDD
- PUSCH system information	Not Present
- PDSCH system information	Not Present
- TDD open loop power control	
- Primary CCPCH Tx Power	30 dbm
- Alpha	(1/8)
- PRACH Constant Value	-10
- DPCH Constant Value	-10
- PUSCH Constant Value	-10
- Primary CCPCH info	
- CHOICE mode	TDD
- CHOICE SyncCase	Sync Case 2
- Timeslot	0
- Cell parameters ID	Not Present
- SCTD indicator	FALSE
- PRACH system information list	
- PRACH system information	
- PRACH info	
- CHOICE mode	TDD
- Timeslot number	14
- PRACH Channelisation Code List	
- CHOICE SF	SF8
- Channelisation Code List	
- Channelisation Code	8/1
- Channelisation Code	8/2
- Channelisation Code	8/3
- Channelisation Code	8/4
- PRACH Midamble	Direct
- Transport Channel Identity	15
- RACH TFS	
- CHOICE Transport channel type	Common transport channels
- Dynamic Transport format information	
- RLC size	Reference clause 6.10 Parameter Set
- Number of TB and TTI List	Reference clause 6.10 Parameter Set
- Number of Transport blocks	Reference clause 6.10 Parameter Set
- CHOICE Mode	TDD
- Transmission Time Interval	Not Present
- CHOICE Logical Channel List	Configured
- Semi-static Transport Format information	
- Transmission time interval	Reference clause 6.10 Parameter Set
- Type of channel coding	Reference clause 6.10 Parameter Set
- Coding Rate	Reference clause 6.10 Parameter Set
- Rate matching attribute	Reference clause 6.10 Parameter Set
- CRC size	Reference clause 6.10 Parameter Set
- RACH TFCS	Not present
- PRACH partitioning	
- Access Service Class	
- ASC Settings	(ASC#0)
- CHOICE mode	TDD
- Available Channelisation codes indices	Not Present (Default all)
- CHOICE subchannel size	Size1
- Available Subchannels	null
- ASC Settings	(ASC#1)
- CHOICE mode	TDD
- Available Channelisation codes indices	Not Present (Default all)
- CHOICE subchannel size	Size1
- Available Subchannels	null
- ASC Settings	(ASC#2)
- CHOICE mode	TDD
- Available Channelisation codes indices	Not Present (Default all)
- CHOICE subchannel size	Size1
- Available Subchannels	null
- ASC Settings	(ASC#3)
- CHOICE mode	TDD

- Available Channelisation codes indices	Not Present (Default all)
- CHOICE subchannel size	Size1
- Available Subchannels	null
- ASC Settings	(ASC#4)
- CHOICE mode	TDD
- Available Channelisation codes indices	Not Present (Default all)
- CHOICE subchannel size	Size1
- Available Subchannels	null
- ASC Settings	(ASC#5)
- CHOICE mode	TDD
- Available Channelisation codes indices	Not Present (Default all)
- CHOICE subchannel size	Size1
- Available Subchannels	null
- ASC Settings	(ASC#6)
- CHOICE mode	TDD
- Available Channelisation codes indices	Not Present (Default all)
- CHOICE subchannel size	Size1
- Available Subchannels	null
- Persistence scaling factors	
- Access Service Class	
- Persistence scaling factor	0.9 (for ASC#2)
- Persistence scaling factor	0.9 (for ASC#3)
- Persistence scaling factor	0.9 (for ASC#4)
- Persistence scaling factor	0.9 (for ASC#5)
- Persistence scaling factor	0.9 (for ASC#6)
- AC-to-ASC mapping	
- AC-to-ASC mapping table	
- AC-to-ASC mapping	6 (AC0-9)
- AC-to-ASC mapping	5 (AC10)
- AC-to-ASC mapping	4 (AC11)
- AC-to-ASC mapping	3 (AC12)
- AC-to-ASC mapping	2 (AC13)
- AC-to-ASC mapping	1 (AC14)
- AC-to-ASC mapping	0 (AC15)
- CHOICE <i>mode</i>	TDD (no data)
- Secondary CCPCH system information	
- Secondary CCPCH system information	
- Secondary CCPCH info	
- CHOICE <i>mode</i>	TDD
- Offset	0
- Common timeslot info	
- 2 nd interleaving mode	Frame
- TFCI coding	Reference clause 6.10 Parameter Set
- Puncturing limit	Reference clause 6.10 Parameter Set
- Repetition period	Not Present (MD "1")
- Repetition length	Not present
- Individual timeslot info	
- Timeslot number	1
- TFCI existence	Reference clause 6.10 Parameter Set
- Midamble Shift and burst type	
- CHOICE Burst Type	Type 1
- Midamble Allocation Mode	Default midamble
- Midamble configuration burst type 1 and 3	4
- Midamble Shift	Not Present
- Code List	
- Channelisation Code	Reference clause 6.10 Parameter Set
- TFCS	(This IE is repeated for TFC number for PCH and FACH.)
-CHOICE <i>TFCI signalling</i>	
- Normal	
- TFCI Field 1 information	
- CHOICE TFCS representation	Complete reconfiguration
- TFCS complete information	
- CHOICE CTFC Size	Number of bits used must be enough to cover all combinations of CTFC from clause 6.10.
- CTFC information	Reference clause 6.10 Parameter Set
- Power offset information	Not Present
- FACH/PCH information	
- TFS	(PCH)

- CHOICE Transport channel type	Common transport channels
- Dynamic Transport format information	Reference clause 6.10 Parameter Set
- RLC Size	Reference clause 6.10 Parameter Set
- Number of TB and TTI List	Reference clause 6.10 Parameter Set
- Number of Transport blocks	Reference clause 6.10 Parameter Set
- CHOICE Mode	TDD
- Transmission Time Interval	Reference clause 6.10 Parameter Set
- CHOICE Logical Channel List	ALL
- Semi-static Transport Format information	Reference clause 6.10 Parameter Set
- Transmission time interval	Reference clause 6.10 Parameter Set
- Type of channel coding	Reference clause 6.10 Parameter Set
- Coding Rate	Reference clause 6.10 Parameter Set
- Rate matching attribute	Reference clause 6.10 Parameter Set
- CRC size	Reference clause 6.10 Parameter Set
- Transport Channel Identity	12 (for PCH)
- CTCH indicator	FALSE
- TFS	(FACH)
- CHOICE Transport channel type	Common transport channels
- Dynamic Transport format information	Reference clause 6.10 Parameter Set
- RLC Size	Reference clause 6.10 Parameter Set
- Number of TB and TTI List	Reference clause 6.10 Parameter Set
- Number of Transport blocks	Reference clause 6.10 Parameter Set
- CHOICE Mode	TDD
- Transmission Time Interval	Reference clause 6.10 Parameter Set
- CHOICE Logical Channel List	ALL
- Semi-static Transport Format information	Reference clause 6.10 Parameter Set
- Transmission time interval	Reference clause 6.10 Parameter Set
- Type of channel coding	Reference clause 6.10 Parameter Set
- Coding Rate	Reference clause 6.10 Parameter Set
- Rate matching attribute	Reference clause 6.10 Parameter Set
- CRC size	Reference clause 6.10 Parameter Set
- Transport Channel Identity	13 (for FACH)
- CTCH indicator	FALSE
- TFS	(FACH)
- CHOICE Transport channel type	Common transport channels
- Dynamic Transport format information	Reference clause 6.10 Parameter Set
- RLC Size	Reference clause 6.10 Parameter Set
- Number of TB and TTI List	Reference clause 6.10 Parameter Set
- Number of Transport blocks	Reference clause 6.10 Parameter Set
- CHOICE Mode	TDD
- CHOICE Logical Channel List	ALL
- Semi-static Transport Format information	Reference clause 6.10 Parameter Set
- Transmission time interval	Reference clause 6.10 Parameter Set
- Type of channel coding	Reference clause 6.10 Parameter Set
- Coding Rate	Reference clause 6.10 Parameter Set
- Rate matching attribute	Reference clause 6.10 Parameter Set
- CRC size	Reference clause 6.10 Parameter Set
- Transport Channel Identity	14 (for FACH)
- CTCH indicator	FALSE
- PICH info	
- CHOICE <i>mode</i>	TDD
- Timeslot number	0
- Midamble shift and burst type	
- CHOICE Burst Type	Type 1
- Midamble Shift	0
- Channelisation code	16/16
- Repetition period/length	64/2
- Offset	0
- Paging indicator length	4
- N _{GAP}	4
- N _{PCH}	2
- CBS DRX Level 1 information	Not Present

Contents of System Information Block type 6 in connected mode (FDD)

- PICH power offset	-5 dB
- CHOICE Mode	FDD

- AICH power offset	5 dB
- Primary CCPCH info	Not present
- PRACH system information list	Not present
- Secondary CCPCH system info	Not Present
- CBS DRX Level 1 information	Not Present

Contents of System Information Block type 6 in connected mode (similar to SIB type 5) (TDD)

- PICH Power offset	-5 dB
- CHOICE Mode	TDD
- PUSCH system information	Not Present
- PDSCH system information	Not Present
- TDD open loop power control	
- Primary CCPCH Tx Power	30 dbm
- Alpha	(1/8)
- PRACH Constant Value	-10
- DPCH Constant Value	-10
- PUSCH Constant Value	-10
- Primary CCPCH info	
- CHOICE <i>mode</i>	TDD
- CHOICE SyncCase	Sync Case 2
- Timeslot	0
- Cell parameters ID	Not Present
- SCTD indicator	FALSE
- PRACH system information list	
- PRACH system information	
- PRACH info	
- CHOICE mode	TDD
- Timeslot number	14
- PRACH Channelisation Code List	
- CHOICE SF	SF8
- Channelisation Code List	
- Channelisation Code	8/1
- Channelisation Code	8/2
- Channelisation Code	8/3
- Channelisation Code	8/4
- PRACH Midamble	Direct
- Transport Channel Identity	15
- RACH TFS	
- CHOICE Transport channel type	Common transport channels
- Dynamic Transport format information	
- RLC size	Reference clause 6.10 Parameter Set
- Number of TB and TTI List	Reference clause 6.10 Parameter Set
- Number of Transport blocks	Reference clause 6.10 Parameter Set
- CHOICE Mode	TDD
- Transmission Time Interval	Not Present
- CHOICE Logical Channel List	Configured
- Semi-static Transport Format information	
- Transmission time interval	Reference clause 6.10 Parameter Set
- Type of channel coding	Reference clause 6.10 Parameter Set
- Coding Rate	Reference clause 6.10 Parameter Set
- Rate matching attribute	Reference clause 6.10 Parameter Set
- CRC size	Reference clause 6.10 Parameter Set
- RACH TFCS	Not present
- PRACH partitioning	
- Access Service Class	
- ASC Settings	(ASC#0)
- CHOICE mode	TDD
- Available Channelisation codes indices	Not Present (Default all)
- CHOICE subchannel size	Size1
- Available Subchannels	null
- ASC Settings	(ASC#1)
- CHOICE mode	TDD
- Available Channelisation codes indices	Not Present (Default all)
- CHOICE subchannel size	Size1
- Available Subchannels	null
- ASC Settings	(ASC#2)

- CHOICE mode	TDD
- Available Channelisation codes indices	Not Present (Default all)
- CHOICE subchannel size	Size1
- Available Subchannels	null
- ASC Settings	(ASC#3)
- CHOICE mode	TDD
- Available Channelisation codes indices	Not Present (Default all)
- CHOICE subchannel size	Size1
- Available Subchannels	null
- ASC Settings	(ASC#4)
- CHOICE mode	TDD
- Available Channelisation codes indices	Not Present (Default all)
- CHOICE subchannel size	Size1
- Available Subchannels	null
- ASC Settings	(ASC#5)
- CHOICE mode	TDD
- Available Channelisation codes indices	Not Present (Default all)
- CHOICE subchannel size	Size1
- Available Subchannels	null
- ASC Settings	(ASC#6)
- CHOICE mode	TDD
- Available Channelisation codes indices	Not Present (Default all)
- CHOICE subchannel size	Size1
- Available Subchannels	null
- Persistence scaling factors	
- Access Service Class	
- Persistence scaling factor	0.9 (for ASC#2)
- Persistence scaling factor	0.9 (for ASC#3)
- Persistence scaling factor	0.9 (for ASC#4)
- Persistence scaling factor	0.9 (for ASC#5)
- Persistence scaling factor	0.9 (for ASC#6)
- AC-to-ASC mapping	Not Present
- CHOICE mode	TDD (no data)
- Secondary CCPCH system information	
- Secondary CCPCH system information	
- Secondary CCPCH info	
- CHOICE mode	TDD
- Offset	0
- Common timeslot info	
- 2 nd interleaving mode	Not Present (MD "Frame")
- TFCI coding	Reference clause 6.10 Parameter Set
- Puncturing limit	Reference clause 6.10 Parameter Set
- Repetition period	Not Present (MD "1")
- Repetition length	Not present
- Individual timeslot info	
- Timeslot number	1
- TFCI existence	Reference clause 6.10 Parameter Set
- Midamble Shift and burst type	
- CHOICE Burst Type	Type 1
- Midamble Allocation Mode	Default midamble
- Midamble configuration burst type 1 and 3	4
- Midamble Shift	Not Present
- Code List	
- Channelisation Code	Reference clause 6.10 Parameter Set
- TFCS	(This IE is repeated for TFC number for PCH and FACH.)
- Normal	
- TFCI Field 1 information	
- CHOICE TFCS representation	Complete reconfiguration
- TFCS complete reconfiguration information	
- CHOICE CTFC Size	
- CTFC information	Number of bits used must be enough to cover all combinations of CTFC from clause 6.10.
- Power offset information	Reference clause 6.10 Parameter Set
- FACH/PCH information	Not Present
- TFS	(PCH)
- CHOICE Transport channel type	Common transport channels
- Dynamic Transport format information	
- RLC Size	Reference clause 6.10 Parameter Set
- Number of TB and TTI List	Reference clause 6.10 Parameter Set

- Number of Transport blocks	Reference clause 6.10 Parameter Set
- CHOICE Mode	TDD
- Transmission Time Interval	Reference clause 6.10 Parameter Set
- CHOICE Logical Channel List	ALL
- Semi-static Transport Format information	Reference clause 6.10 Parameter Set
- Transmission time interval	Reference clause 6.10 Parameter Set
- Type of channel coding	Reference clause 6.10 Parameter Set
- Coding Rate	Reference clause 6.10 Parameter Set
- Rate matching attribute	Reference clause 6.10 Parameter Set
- CRC size	Reference clause 6.10 Parameter Set
- Transport Channel Identity	12 (for PCH)
- CTCH indicator	FALSE
- TFS	(FACH)
- CHOICE Transport channel type	Common transport channels
- Dynamic Transport format information	Reference clause 6.10 Parameter Set
- RLC Size	Reference clause 6.10 Parameter Set
- Number of TB and TTI List	Reference clause 6.10 Parameter Set
- Number of Transport blocks	Reference clause 6.10 Parameter Set
- CHOICE Mode	TDD
- Transmission Time Interval	Reference clause 6.10 Parameter Set
- CHOICE Logical Channel List	ALL
- Semi-static Transport Format information	Reference clause 6.10 Parameter Set
- Transmission time interval	Reference clause 6.10 Parameter Set
- Type of channel coding	Reference clause 6.10 Parameter Set
- Coding Rate	Reference clause 6.10 Parameter Set
- Rate matching attribute	Reference clause 6.10 Parameter Set
- CRC size	Reference clause 6.10 Parameter Set
- Transport Channel Identity	13 (for FACH)
- TFS	(FACH)
- CHOICE Transport channel type	Common transport channels
- Dynamic Transport format information	Reference clause 6.10 Parameter Set
- RLC Size	Reference clause 6.10 Parameter Set
- Number of TB and TTI List	Reference clause 6.10 Parameter Set
- Number of Transport blocks	Reference clause 6.10 Parameter Set
- CHOICE Mode	TDD
- CHOICE Logical Channel List	ALL
- Semi-static Transport Format information	Reference clause 6.10 Parameter Set
- Transmission time interval	Reference clause 6.10 Parameter Set
- Type of channel coding	Reference clause 6.10 Parameter Set
- Coding Rate	Reference clause 6.10 Parameter Set
- Rate matching attribute	Reference clause 6.10 Parameter Set
- CRC size	Reference clause 6.10 Parameter Set
- Transport Channel Identity	14 (for FACH)
- CTCH indicator	FALSE
- CTCH indicator	FALSE
- PICH info	TDD
- CHOICE <i>mode</i>	0
- Timeslot number	Type 1
- Midamble shift and burst type	0
- CHOICE Burst Type	16/16
- Midamble Shift	64/2
- Channelisation code	0
- Repetition period/length	4
- Offset	4
- Paging indicator length	2
- N _{GAP}	2
- N _{PCH}	Not Present
- CBS DRX Level 1 information	

Contents of System Information Block type 7 (FDD)

CHOICE Mode	FDD
- UL interference	-100dBm
- PRACHs listed in system information block type5	
- Dynamic persistence level	2
- PRACHs listed in system information block type6	
- Dynamic persistence level	2
- Expiration Time Factor	Not Present – use default value of 1

Contents of System Information Block type 7 (TDD)

CHOICE Mode	TDD
PRACHs listed in system information block type5	
- Dynamic persistence level	2
PRACHs listed in system information block type6	
- Dynamic persistence level	2
Expiration Time Factor	Not Present – use default value of 1

Contents of System Information Block type 8, 9 (only for FDD)

This information is used for static CPCH in the cell, so this is not present.

Contents of System Information Block type 10 (only for FDD)

This information is used for DRAC, so this is not present.

Contents of System Information Block type 11 (FDD)

This is the default message content of SIB 11 for cell 1.

See sub-clause 6.1.4 for the difference in message contents of System Information Block type 11 (FDD) for cell 2 to 8.

<ul style="list-style-type: none"> - SIB12 indicator - FACH measurement occasion info - Measurement control system information - Use of HCS - Cell selection and reselection quality measure 	<p>A1, A2</p>	<p>TRUE Not Present</p> <p>Not used CPICH RSCP</p>
<p>- Intra-frequency measurement system information</p> <ul style="list-style-type: none"> - Intra-frequency measurement identity - Intra-frequency cell info list - CHOICE intra-frequency cell removal - New intra-frequency cells - Intra-frequency cell id - Cell info - Cell individual offset - Reference time difference to cell - Read SFN indicator - CHOICE mode - Primary CPICH info - Primary scrambling code - Primary CPICH TX power - TX Diversity indicator - Cell Selection and Re-selection info - Intra-frequency cell id - Cell info - Cell individual offset - Reference time difference to cell - Read SFN indicator - CHOICE mode - Primary CPICH info - Primary scrambling code - Primary CPICH TX power - TX Diversity indicator - Cell Selection and Re-selection info - Intra-frequency cell id - Cell info 	<p>A1, A2</p>	<p>Not Present Absence of this IE is equivalent to default value 1</p> <p>Not present (This IE shall be ignored by the UE for SIB11)</p> <p>1</p> <p>Not present Absence of this IE is equivalent to default value 0dB</p> <p>Not Present FALSE FDD</p> <p>Refer to clause titled "Default settings for cell No.1 (FDD)" in clause 6.1.4</p> <p>Not Present FALSE Not Present (The IE shall be absent as this is the serving cell)</p> <p>2</p> <p>Not present Absence of this IE is equivalent to default value 0dB</p> <p>Not present TRUE FDD</p> <p>Refer to clause titled "Default settings for cell No.2 (FDD)" in clause 6.1.4</p> <p>Not Present FALSE Not present For neighbouring cell, if HCS is not used and all the parameters in cell selection and re-selection info are Default value, this IE is absent.</p> <p>3</p> <p>Same content as specified for Intra-frequency cell id=2 with the exception that value for Primary scrambling code shall be according to clause titled "Default settings for cell No.3 (FDD)" in clause 6.1.4</p>
<ul style="list-style-type: none"> - Intra-frequency cell id - Cell info 	<p>A1</p>	<p>7</p> <p>Same content as specified for Intra-frequency cell id=2 with the exception that value for Primary scrambling code shall be according to clause titled "Default settings for cell No.7 (FDD)" in clause 6.1.4</p>
<ul style="list-style-type: none"> - Intra-frequency cell id - Cell info 		<p>8</p> <p>Same content as specified for Intra-frequency cell id=2 with the exception that value for Primary scrambling code shall be according to clause titled "Default settings for cell No.8 (FDD)" in clause 6.1.4</p>
<ul style="list-style-type: none"> - Cells for measurement 	<p>A1, A2</p>	<p>Not Present</p>
<ul style="list-style-type: none"> - Intra-frequency measurement quantity - Filter coefficient - CHOICE mode - Measurement quantity 	<p>A1, A2</p>	<p>Not present Absence of this IE is equivalent to the default value 0</p> <p>FDD CPICH RSCP</p>

- Intra-frequency reporting quantity for RACH Reporting	Not Present
- Maximum number of reported cells on RACH	Not Present
- Reporting information for state CELL_DCH	
- Intra-frequency reporting quantity	
- Reporting quantities for active set cells	
- Cell synchronisation information reporting indicator	FALSE
- Cell identity reporting indicator	TRUE
- CHOICE mode	FDD
- CPICH Ec/NO reporting indicator	FALSE
- CPICH RSCP reporting indicator	TRUE
- Pathloss reporting indicator	FALSE
- Reporting quantities for monitored set cells	
- Cell synchronisation information reporting indicator	TRUE
- Cell identity reporting indicator	TRUE
- CHOICE mode	FDD
- CPICH Ec/NO reporting indicator	FALSE
- CPICH RSCP reporting indicator	TRUE
- Pathloss reporting indicator	FALSE
- Reporting quantities for detected set cells	Not Present
- Measurement reporting mode	
- Measurement Report Transfer Mode	Acknowledged mode RLC
- Periodic Reporting/Event Trigger Reporting Mode	Event trigger
- CHOICE report criteria	Intra-frequency measurement reporting criteria
- Intra-frequency measurement reporting criteria	
- Parameters required for each event	3 kinds
- Intra-frequency event identity	1a
- Triggering condition 1	Not Present
- Triggering condition 2	Monitored set cells
- Reporting Range Constant	5dB
- Cells forbidden to affect Reporting range	Not Present
- W	1.0
- Hysteresis	0.0
- Threshold Used Frequency	Not Present
- Reporting deactivation threshold	2
- Replacement activation threshold	Not Present
- Time to trigger	640
- Amount of reporting	4
- Reporting interval	4000
- Reporting cell status	
- CHOICE reported cell	Report cell within active set and/or monitored set cells on used frequency
- Maximum number of reported cells	3
- Intra-frequency event identity	1b
- Triggering condition 1	Active set cells
- Triggering condition 2	Not Present
- Reporting Range Constant	5dB
- Cells forbidden to affect Reporting range	Not Present
- W	1.0
- Hysteresis	0.0
- Threshold Used Frequency	Not Present
- Reporting deactivation threshold	Not Present
- Replacement activation threshold	Not Present
- Time to trigger	640
- Amount of reporting	Not Present
- Reporting interval	Not Present
- Reporting cell status	
- CHOICE reported cell	Report cell within active set and/or monitored set cells on used frequency
- Maximum number of reported cells	3
- Intra-frequency event identity	1c
- Triggering condition 1	Not Present
- Triggering condition 2	Not Present

<ul style="list-style-type: none"> - Reporting Range Constant - Cells forbidden to affect Reporting range - W - Hysteresis - Threshold Used Frequency - Reporting deactivation threshold - Replacement activation threshold - Time to trigger - Amount of reporting - Reporting interval - Reporting cell status - CHOICE reported cell 		<p>Not Present Not Present Not Present 0.0 Not Present Not Present 3 640 4 4000</p> <p>Report cell within active set and/or monitored set cells on used frequency 3</p>
<ul style="list-style-type: none"> - Maximum number of reported cells - Inter-frequency measurement system information - Inter-frequency cell info list - CHOICE Inter-frequency cell removal - New inter-frequency cells - Inter frequency cell id - Frequency info - CHOICE mode - UARFCN uplink(Nu) - UARFCN downlink(Nd) - Cell info - Cell individual offset - Reference time difference to cell - Read SFN indicator - CHOICE mode - Primary CPICH info - Primary scrambling code - Primary CPICH Tx power - TX Diversity Indicator - Cell Selection and Re-selection Info - Inter frequency cell id - Frequency info - Cell info - Inter frequency cell id - Frequency info - Cell info - Cell for measurement 	<p>A1, A2</p>	<p>Not present (This IE shall be ignored by the UE for SIB11)</p> <p>4</p> <p>FDD Not present Absence of this IE is equivalent to apply the default duplex distance defined for the operating frequency according to 25.101 Reference to table 6.1.2 for Cell 4</p> <p>Not present Absence of this IE is equivalent to default value 0dB Not present FALSE FDD</p> <p>Refer to clause titled "Default settings for cell No.4 (FDD)" in clause 6.1.4 Not present FALSE Not present (same values as for serving cell applies)</p> <p>5 Not Present Absence of this IE is equivalent to value of the previous "frequency info" in the list. Same content as specified for Inter-frequency cell id=4 with the exception that value for Primary scrambling code shall be according to clause titled "Default settings for cell No.5 (FDD)" in clause 6.1.4</p> <p>6 Not Present Absence of this IE is equivalent to value of the previous "frequency info" in the list. Same content as specified for Inter-frequency cell id=4 with the exception that value for Primary scrambling code shall be according to clause titled "Default settings for cell No.6 (FDD)" in clause 6.1.4</p> <p>Not present</p>
<ul style="list-style-type: none"> - Inter-RAT measurement system information 	<p>A1</p>	<p>Not Present</p>
<ul style="list-style-type: none"> - Inter-RAT measurement system information - Inter-RAT cell info list - CHOICE <i>Inter-RAT cell removal</i> - New inter-RAT cells - Inter-RAT cell id 	<p>A2</p>	<p>Not Present (This IE shall be ignored by the UE for SIB11)</p> <p>9</p>

<ul style="list-style-type: none"> - CHOICE Radio Access Technology - GSM - Cell individual offset - Cell selection and re-selection info - BSIC - Base transceiver Station Identity Code (BSIC) - Band indicator - BCCH ARFCN - Inter-RAT cell id - CHOICE Radio Access Technology - GSM - Cell individual offset - Cell selection and re-selection info - BSIC - Base transceiver Station Identity Code (BSIC) - Band indicator - BCCH ARFCN - Cell for measurement 		GSM 0 Not Present Reference to table 6.1.10 for Cell 9 According to PICS/PIXIT Reference to table 6.1.10 for Cell 9 10 GSM 0 Not Present Reference to table 6.1.10 for Cell 10 According to PICS/PIXITs Reference to table 6.1.10 for Cell 10 Not present
- Traffic volume measurement system information	A1, A2	Not Present

Condition	Explanation
A1	FDD cell environment
A2	FDD/GSM inter-RAT cell environment

Contents of System Information Block type 11 (TDD)

- SIB 12 Indicator	TRUE
- FACH measurement occasion info	Not Present
- Measurement control system information	
- Use of HCS	Not used
- Cell selection and reselection quality measure	(no data)
- Intra-frequency measurement system information	
- Intra-frequency measurement identity	Not Present
	Absence of this IE is equivalent to default value
- Intra-frequency cell info list	
- CHOICE intra-frequency cell removal	Not present
	(This IE shall be ignored by the UE for SIB11)
- New intra-frequency cells	
- Intra-frequency cell id	1
- Cell info	
- Cell individual offset	Not present
	Absence of this IE is equivalent to default value 0dB
- Reference time difference to cell	Not Present
- Read SFN Indicator	FALSE
- CHOICE mode	TDD
- Primary CCPCH info	
- Cell parameters ID	Reference clause 6.1 Default settings for cell
- Primary CCPCH TX power	Not Present
- Timeslot list	Not Present
- Timeslot number	Not Present
- Burst type	Not Present
- Cell Selection and Re-selection info	Not Present
	(The IE shall be absent as this is the serving cell)
- Cells for measurement	Not Present
- Intra-frequency measurement quantity	
- Filter coefficient	Not present
	Absence of this IE is equivalent to the default value 0
- CHOICE mode	TDD
- Measurement quantity list	
- Measurement quantity	P-CCPCH RSCP

- Intra-frequency reporting quantity for RACH Reporting	Not Present
- Maximum number of reported cells on RACH	Not Present
- Reporting information for state CELL_DCH	
- Intra-frequency reporting quantity	
- Reporting quantities for active set cells	
- Cell synchronisation information reporting indicator	TRUE
- Cell identity reporting indicator	TRUE
- CHOICE mode	TDD
- Timeslot ISCP reporting indicator	FALSE
- Proposed TSGN reporting required	FALSE
- P-CCPCH RSCP reporting indicator	TRUE
- Pathloss reporting indicator	FALSE
- Reporting quantities for monitored set cells	
- Cell synchronisation information reporting indicator	FALSE
- Cell identity reporting indicator	TRUE
- CHOICE mode	TDD
- Timeslot ISCP reporting indicator	FALSE
- Proposed TSGN reporting required	FALSE
- P-CCPCH RSCP reporting indicator	TRUE
- Pathloss reporting indicator	FALSE
- Reporting quantities for detected set cells	Not Present
- Measurement reporting mode	
- Measurement Report Transfer Mode	Acknowledged mode RLC
- Periodical Reporting / Event Trigger	Event trigger
Reporting Mode	
-CHOICE report criteria	
- Intra-frequency measurement reporting criteria	
- Parameters required for each event	
- Intra-frequency event identity	1g
- Triggering condition1	Not Present
- Triggering condition2	Not Present
- Reporting Range	Not Present
- cells forbidden to affect reporting range	Not Present
- W(optional in case of 1a,1b)	Not Present
- Hysteresis	0.0
- Threshold used frequency	Not Present
- Reporting deactivation threshold	3
- Replacement activation threshold	Not Present
- Time to trigger	640
- Amount of reporting	4
- Reporting interval	4000
- Reporting cell status	
- CHOICE reported cells	Report cell within active set and/or monitored cells on used frequency
- Maximum number of reported cells	3
- Inter-frequency measurement system information	Not Present
- Inter-RAT measurement system information	Not Present
- Traffic volume measurement system information	Not Present

Contents of System Information Block type 12 in connected mode (FDD)

This is the default message content of SIB 12 for cell 1.

See sub-clause 6.1.4 for the difference in message contents of System Information Block type 12 (FDD) for cell 2 to 8.

- FACH measurement occasion info	Not Present
- Measurement control system information	
- Use of HCS	Not used
- Cell selection and reselection quality measure	CPICH RSCP
- Intra-frequency measurement system information	Not present

- Inter-frequency measurement system information	Not present
- Inter-RAT measurement system information	Not Present
- Traffic volume measurement system information	Not Present

<End of modified section>

<Start of next modified section>

6.1.4 Default parameters for 1 to 8 cell environments

Default settings for cell No.1 (FDD):

Downlink input level	Reference clause 6.10 Parameter Set
Uplink output power	Minimum supported by the UE's power class.
PCCPCH/PCPICH carrier number	Reference clause 6.10 Parameter Set
Cell Channel Description	
- Primary CPICH info	
- Primary scrambling code	100

Contents of System Information Block type 11 for cell No.1 (FDD)

See sub-clause 6.1.0b for contents of System Information Block type 11 (FDD) for cell 1.

Contents of System Information Block type 12 in connected mode for cell No.1 (FDD)

See sub-clause 6.1.0b for contents of System Information Block type 12 (FDD) for cell 1.

Default settings for cell No.1 (TDD):

Downlink input level	Reference clause 6.10 Parameter Set
Uplink output power	Minimum supported by the UE's power class.
PCCPCH/PCPICH carrier number	Reference clause 6.10 Parameter Set
Cell Channel Description	
- Primary CCPCH info	
- Cell parameters ID	0

Cell No.2

The contents of SYSTEM INFORMATION BLOCK TYPE 1 to 16 messages for cell No.2 are identical to those of cell No.1 with the following exceptions:

Cell identity	0000 0000 0000 0000 0000 0000 0010B
URA identity	0000 0000 0000 0001B

Default settings for cell No.2 (FDD):

Downlink input level	Reference clause 6.10 Parameter Set
Uplink output power	Minimum supported by the UE's power class.
PCCPCH/PCPICH carrier number	Reference clause 6.10 Parameter Set
Cell Channel Description	
- Primary CPICH info	
- Primary scrambling code	150

Contents of System Information Block type 11 for cell No.2 (FDD)

<p>- Intra-frequency measurement system information</p> <p>....</p> <ul style="list-style-type: none"> - New intra-frequency cells - Intra-frequency cell id - Cell info <p> </p> <ul style="list-style-type: none"> - Intra-frequency cell id - Cell info <p> </p> <ul style="list-style-type: none"> - Intra-frequency cell id - Cell info 	<p>A1, A2</p>	<p>2 Same content as specified for Intra-frequency cell id=1 (serving cell) in SIB11 for Cell 1 in sub-clause 6.1.0b with the exception that value for Primary scrambling code shall be according to clause titled "Default settings for cell No.2 (FDD)" in clause 6.1.4</p> <p>1 Same content as specified for Intra-frequency cell id=2 in SIB11 for Cell 1 in sub-clause 6.1.0b with the exception that value for Primary scrambling code shall be according to clause titled "Default settings for cell No.1 (FDD)" in clause 6.1.4</p> <p>3 Same content as specified for Intra-frequency cell id=3 in SIB11 for Cell 1 in sub-clause 6.1.0b</p>
<ul style="list-style-type: none"> - Intra-frequency cell id - Cell info <p> </p> <ul style="list-style-type: none"> - Intra-frequency cell id - Cell info <p>.....</p>	<p>A1</p>	<p>7 Same content as specified for Intra-frequency cell id=7 in SIB11 for Cell 1 in sub-clause 6.1.0b</p> <p>8 Same content as specified for Intra-frequency cell id=8 in SIB11 for Cell 1 in sub-clause 6.1.0b</p>
<p>- Inter-frequency measurement system information</p> <p>.....</p> <ul style="list-style-type: none"> - New inter-frequency cells - Inter frequency cell id - Frequency info <p> </p> <ul style="list-style-type: none"> - Cell info <p> </p> <ul style="list-style-type: none"> - Inter frequency cell id - Frequency info <p> </p> <ul style="list-style-type: none"> - Cell info <p> </p> <ul style="list-style-type: none"> - Inter frequency cell id - Frequency info <p> </p> <ul style="list-style-type: none"> - Cell info <p>.....</p>	<p>A1, A2</p>	<p>4 Same content as specified for Inter-frequency cell id=4 in SIB11 for Cell 1 in sub-clasue 6.1.0b</p> <p>Same content as specified for Inter-frequency cell id=4 in SIB11 for Cell 1 in sub-clasue 6.1.0b</p> <p>5 Same content as specified for Inter-frequency cell id=5 in SIB11 for Cell 1 in sub-clasue 6.1.0b</p> <p>Same content as specified for Inter-frequency cell id=5 in SIB11 for Cell 1 in sub-clasue 6.1.0b</p> <p>6 Same content as specified for Inter-frequency cell id=6 in SIB11 for Cell 1 in sub-clasue 6.1.0b</p> <p>Same content as specified for Inter-frequency cell id=6 in SIB11 for Cell 1 in sub-clasue 6.1.0b</p>
<p><u>- Inter-RAT cell info list</u></p> <p>....</p> <ul style="list-style-type: none"> <u>- New inter-RAT cells</u> <u>- Inter-RAT cell id</u> <u>- CHOICE Radio Access Technology</u> <u>- GSM</u> <p> </p> <ul style="list-style-type: none"> <u>- Inter-RAT cell id</u> <u>- CHOICE Radio Access Technology</u> <u>- GSM</u> <p>....</p>	<p>A2</p>	<p>9 GSM Same content as specified for inter-RAT cell id=9 in SIB11 for Cell 1 in sub-clause 6.1.0b</p> <p>10 GSM Same content as specified for inter-RAT cell id=10 in SIB11 for Cell 1 in sub-clause 6.1.0b</p>

<u>Condition</u>	<u>Explanation</u>
A1	FDD cell environment
A2	FDD/GSM inter-RAT cell environment

Default settings for cell No.2 (TDD):

Downlink input level Uplink output power PCCPCH/PCPICH carrier number Cell Channel Description - Primary CCPCH info - Cell parameters ID	Reference clause 6.10 Parameter Set Minimum supported by the UE's power class. Reference clause 6.10 Parameter Set 4
---	---

Cell No.3

The contents of SYSTEM INFORMATION BLOCK TYPE 1 to 16 messages for cell No.3 are identical to those of cell No.1 with the following exceptions:

Cell identity URA identity	0000 0000 0000 0000 0000 0000 0011B 0000 0000 0000 0010B
-------------------------------	---

Default settings for cell No.3 (FDD):

Downlink input level Uplink output power PCCPCH/PCPICH carrier number Cell Channel Description - Primary CPICH info - Primary scrambling code	Reference clause 6.10 Parameter Set Minimum supported by the UE's power class. Reference clause 6.10 Parameter Set 200
--	---

Contents of System Information Block type 11 for cell No.3 (FDD)

<p>- Intra-frequency measurement system information</p> <p>.....</p> <ul style="list-style-type: none"> - New intra-frequency cells - Intra-frequency cell id - Cell info <ul style="list-style-type: none"> - Intra-frequency cell id - Cell info <ul style="list-style-type: none"> - Intra-frequency cell id - Cell info 	<p>A1, A2</p>	<p>3 Same content as specified for Intra-frequency cell id=1 (serving cell) in SIB11 for Cell 1 in sub-clause 6.1.0b with the exception that value for Primary scrambling code shall be according to clause titled "Default settings for cell No.3 (FDD)" in clause 6.1.4</p> <p>1 Same content as specified for Intra-frequency cell id=2 (neighbour cell) in SIB11 for Cell 1 in sub-clause 6.1.0b with the exception that value for Primary scrambling code shall be according to clause titled "Default settings for cell No.1 (FDD)" in clause 6.1.4</p> <p>2 Same content as specified for Intra-frequency cell id=2 in SIB11 for Cell 1 in sub-clause 6.1.0b</p>
<ul style="list-style-type: none"> - Intra-frequency cell id - Cell info <ul style="list-style-type: none"> - Intra-frequency cell id - Cell info <p>.....</p>	<p>A1</p>	<p>7 Same content as specified for Intra-frequency cell id=7 in SIB11 for Cell 1 in sub-clause 6.1.0b</p> <p>8 Same content as specified for Intra-frequency cell id=8 in SIB11 for Cell 1 in sub-clause 6.1.0b</p>
<p>- Inter-frequency measurement system information</p> <p>.....</p> <ul style="list-style-type: none"> - New inter-frequency cells - Inter frequency cell id - Frequency info <ul style="list-style-type: none"> - Cell info <ul style="list-style-type: none"> - Inter frequency cell id - Frequency info <ul style="list-style-type: none"> - Cell info <ul style="list-style-type: none"> - Inter frequency cell id - Frequency info <ul style="list-style-type: none"> - Cell info <p>.....</p>	<p>A1, A2</p>	<p>4 Same content as specified for Inter-frequency cell id=4 in SIB11 for Cell 1 in sub-clause 6.1.0b</p> <p>Same content as specified for Inter-frequency cell id=4 in SIB11 for Cell 1 in sub-clause 6.1.0b</p> <p>5 Not Present Absence of this IE is equivalent to value of the previous "frequency info" in the list. Same content as specified for Inter-frequency cell id=5 in SIB11 for Cell 1 in sub-clause 6.1.0b</p> <p>6 Not Present Absence of this IE is equivalent to value of the previous "frequency info" in the list. Same content as specified for Inter-frequency cell id=6 in SIB11 for Cell 1 in sub-clause 6.1.0b</p>
<p>- Inter-RAT cell info list</p> <p>.....</p> <ul style="list-style-type: none"> - New inter-RAT cells - Inter-RAT cell id - CHOICE Radio Access Technology - GSM <ul style="list-style-type: none"> - Inter-RAT cell id - CHOICE Radio Access Technology 	<p>A2</p>	<p>9 GSM Same content as specified for inter-RAT cell id=9 in SIB11 for Cell 1 in sub-clause 6.1.0b</p> <p>10 GSM</p>

- GSM	Same content as specified for inter-RAT cell id=10 in SIB11 for Cell 1 in sub-clause 6.1.0b
---------------	--

<u>Condition</u>	<u>Explanation</u>
A1	FDD cell environment
A2	FDD/GSM inter-RAT cell environment

Default settings for cell No.3 (TDD):

Downlink input level Uplink output power PCCPCH/PCPICH carrier number Cell Channel Description - Primary CCPCH info - Cell parameters ID	Reference clause 6.10 Parameter Set Minimum supported by the UE's power class. Reference clause 6.10 Parameter Set 8
---	---

Cell No.4

The contents of SYSTEM INFORMATION BLOCK TYPE 1 to 16 messages for cell No.4 are identical to those of cell No.1 with the following exceptions:

Cell identity	0000 0000 0000 0000 0000 0000 0100B
URA identity	0000 0000 0000 0010B

Default settings for cell No.4 (FDD):

Downlink input level Uplink output power PCCPCH/PCPICH carrier number Cell Channel Description - Primary CPICH info - Primary scrambling code	Reference clause 6.10 Parameter Set Minimum supported by the UE's power class. Reference clause 6.10 Parameter Set 250
--	---

Contents of System Information Block type 11 for cell No.4 (FDD)

<p>- Intra-frequency measurement system information</p> <p>....</p> <ul style="list-style-type: none"> - New intra-frequency cells - Intra-frequency cell id - Cell info <ul style="list-style-type: none"> - Intra-frequency cell id - Cell info <ul style="list-style-type: none"> - Intra-frequency cell id - Cell info <p>.....</p>	<p>A1, A2</p>	<p>4</p> <p>Same content as specified for Intra-frequency cell id=1 (serving cell) in SIB11 for Cell 1 in sub-clause 6.1.0b with the exception that value for Primary scrambling code shall be according to clause titled "Default settings for cell No.4 (FDD)" in clause 6.1.4</p> <p>5</p> <p>Same content as specified for Intra-frequency cell id=2 in SIB11 for Cell 1 in sub-clause 6.1.0b with the exception that value for Primary scrambling code shall be according to clause titled "Default settings for cell No.5 (FDD)" in clause 6.1.4</p> <p>6</p> <p>Same content as specified for Intra-frequency cell id=2 in SIB11 for Cell 1 in sub-clause 6.1.0b with the exception that value for Primary scrambling code shall be according to clause titled "Default settings for cell No.6 (FDD)" in clause 6.1.4</p>
<p>- Inter-frequency measurement system information</p> <p>.....</p> <ul style="list-style-type: none"> - New inter-frequency cells - Inter-frequency cell id - Frequency info - UARFCN uplink(Nu) <ul style="list-style-type: none"> - UARFCN downlink(Nd) - Cell info <ul style="list-style-type: none"> - Inter-frequency cell id - Frequency info <ul style="list-style-type: none"> - Cell info <ul style="list-style-type: none"> - Inter-frequency cell id - Frequency info <ul style="list-style-type: none"> - Cell info 	<p>A1, A2</p>	<p>1</p> <p>Not present</p> <p>Absence of this IE is equivalent to apply the default duplex distance defined for the operating frequency according to 25.101</p> <p>Reference to table 6.1.2 for Cell 1</p> <p>Same content as specified for Inter-frequency cell id=4 in SIB11 for Cell 1 in sub-clause 6.1.0b with the exception that value for Primary scrambling code shall be according to clause titled "Default settings for cell No.1 (FDD)" in clause 6.1.4</p> <p>2</p> <p>Not Present</p> <p>Absence of this IE is equivalent to value of the previous "frequency info" in the list.</p> <p>Same content as specified for Inter-frequency cell id=4 in SIB11 for Cell 1 in sub-clause 6.1.0b with the exception that value for Primary scrambling code shall be according to clause titled "Default settings for cell No.2 (FDD)" in clause 6.1.4</p> <p>3</p> <p>Not Present</p> <p>Absence of this IE is equivalent to value of the previous "frequency info" in the list.</p> <p>Same content as specified for Inter-frequency cell id=4 in SIB11 for Cell 1 in sub-clause 6.1.0b with the exception that value for Primary scrambling code shall be according to clause titled "Default settings for cell No.3 (FDD)" in clause 6.1.4</p>
<ul style="list-style-type: none"> - Inter-frequency cell id - Frequency info 	<p>A1</p>	<p>7</p> <p>Not Present</p> <p>Absence of this IE is equivalent to value of the previous "frequency info" in the list.</p>

<ul style="list-style-type: none"> - Cell info - Inter-frequency cell id - Frequency info - Cell info <p>.....</p>		<p>Same content as specified for Inter-frequency cell id=4 in SIB11 for Cell 1 in sub-clause 6.1.0b with the exception that value for Primary scrambling code shall be according to clause titled "Default settings for cell No.7 (FDD)" in clause 6.1.4</p> <p>8</p> <p>Not Present</p> <p>Absence of this IE is equivalent to value of the previous "frequency info" in the list.</p> <p>Same content as specified for Inter-frequency cell id=4 in SIB11 for Cell 1 in sub-clause 6.1.0b with the exception that value for Primary scrambling code shall be according to clause titled "Default settings for cell No.8 (FDD)" in clause 6.1.4</p>
<p>.....</p> <p><u>- Inter-RAT cell info list</u></p> <p>....</p> <ul style="list-style-type: none"> - <u>New inter-RAT cells</u> - <u>Inter-RAT cell id</u> - <u>CHOICE Radio Access Technology</u> - <u>GSM</u> <ul style="list-style-type: none"> - <u>Inter-RAT cell id</u> - <u>CHOICE Radio Access Technology</u> - <u>GSM</u> <p>.....</p>	<p><u>A2</u></p>	<p><u>9</u></p> <p><u>GSM</u></p> <p><u>Same content as specified for inter-RAT cell id=9 in SIB11 for Cell 1 in sub-clause 6.1.0b</u></p> <p><u>10</u></p> <p><u>GSM</u></p> <p><u>Same content as specified for inter-RAT cell id=10 in SIB11 for Cell 1 in sub-clause 6.1.0b</u></p>

<u>Condition</u>	<u>Explanation</u>
<u>A1</u>	<u>FDD cell environment</u>
<u>A2</u>	<u>FDD/GSM inter-RAT cell environment</u>

Default settings for cell No.4 (TDD):

Downlink input level Uplink output power PCCPCH/PCPICH carrier number Cell Channel Description <ul style="list-style-type: none"> - Primary CCPCH info - Cell parameters ID 	Reference clause 6.10 Parameter Set Minimum supported by the UE's power class. Reference clause 6.10 Parameter Set 12
--	--

Cell No.5

The contents of SYSTEM INFORMATION BLOCK TYPE 1 to 16 messages for cell No.5 are identical to those of cell No.4 with the following exceptions:

Cell identity URA identity	0000 0000 0000 0000 0000 0000 0101B 0000 0000 0000 0011B
-------------------------------	---

Default settings for cell No.5 (FDD):

Downlink input level Uplink output power PCCPCH/PCPICH carrier number Cell Channel Description <ul style="list-style-type: none"> - Primary CPICH info - Primary scrambling code 	Reference clause 6.10 Parameter Set Minimum supported by the UE's power class. Reference clause 6.10 Parameter Set 300
---	---

Contents of System Information Block type 11 for cell No.5 (FDD)

<p>- Intra-frequency measurement system information</p> <p>....</p> <ul style="list-style-type: none"> - New intra-frequency cells - Intra-frequency cell id - Cell info <ul style="list-style-type: none"> - Intra-frequency cell id - Cell info <ul style="list-style-type: none"> - Intra-frequency cell id - Cell info <p>.....</p>	<p>A1, A2</p>	<p>5</p> <p>Same content as specified for Intra-frequency cell id=1 (serving cell) in SIB11 for Cell 1 in sub-clause 6.1.0b with the exception that value for Primary scrambling code shall be according to clause titled "Default settings for cell No.5 (FDD)" in clause 6.1.4</p> <p>4</p> <p>Same content as specified for Intra-frequency cell id=2 in SIB11 for Cell 1 in sub-clause 6.1.0b with the exception that value for Primary scrambling code shall be according to clause titled "Default settings for cell No.4 (FDD)" in clause 6.1.4</p> <p>6</p> <p>Same content as specified for Intra-frequency cell id=2 in SIB11 for Cell 1 in sub-clause 6.1.0b with the exception that value for Primary scrambling code shall be according to clause titled "Default settings for cell No.6 (FDD)" in clause 6.1.4</p>
<p>- Inter-frequency measurement system information</p> <p>.....</p> <ul style="list-style-type: none"> - New inter-frequency cells - Inter-frequency cell id - Frequency info - UARFCN uplink(Nu) <ul style="list-style-type: none"> - UARFCN downlink(Nd) - Cell info <ul style="list-style-type: none"> - Inter-frequency cell id - Frequency info <ul style="list-style-type: none"> - Cell info <ul style="list-style-type: none"> - Inter-frequency cell id - Frequency info <ul style="list-style-type: none"> - Cell info 	<p>A1, A2</p>	<p>1</p> <p>Not present</p> <p>Absence of this IE is equivalent to apply the default duplex distance defined for the operating frequency according to 25.101</p> <p>Reference to table 6.1.2 for Cell 1</p> <p>Same content as specified for Inter-frequency cell id=4 in SIB11 for Cell 1 in sub-clause 6.1.0b with the exception that value for Primary scrambling code shall be according to clause titled "Default settings for cell No.1 (FDD)" in clause 6.1.4</p> <p>2</p> <p>Not Present</p> <p>Absence of this IE is equivalent to value of the previous "frequency info" in the list.</p> <p>Same content as specified for Inter-frequency cell id=4 in SIB11 for Cell 1 in sub-clause 6.1.0b with the exception that value for Primary scrambling code shall be according to clause titled "Default settings for cell No.2 (FDD)" in clause 6.1.4</p> <p>3</p> <p>Not Present</p> <p>Absence of this IE is equivalent to value of the previous "frequency info" in the list.</p> <p>Same content as specified for Inter-frequency cell id=4 in SIB11 for Cell 1 in sub-clause 6.1.0b with the exception that value for Primary scrambling code shall be according to clause titled "Default settings for cell No.3 (FDD)" in clause 6.1.4</p>
<ul style="list-style-type: none"> - Inter-frequency cell id - Frequency info 	<p>A1</p>	<p>7</p> <p>Not Present</p> <p>Absence of this IE is equivalent to value of the previous "frequency info" in the list.</p>

<ul style="list-style-type: none"> - Cell info - Inter-frequency cell id - Frequency info - Cell info 		<p>Same content as specified for Inter-frequency cell id=4 in SIB11 for Cell 1 in sub-clause 6.1.0b with the exception that value for Primary scrambling code shall be according to clause titled "Default settings for cell No.7 (FDD)" in clause 6.1.4</p> <p>8</p> <p>Not Present</p> <p>Absence of this IE is equivalent to value of the previous "frequency info" in the list.</p> <p>Same content as specified for Inter-frequency cell id=4 in SIB11 for Cell 1 in sub-clause 6.1.0b with the exception that value for Primary scrambling code shall be according to clause titled "Default settings for cell No.8 (FDD)" in clause 6.1.4</p>
<p>*****</p> <p><u>- Inter-RAT cell info list</u></p> <p>****</p> <ul style="list-style-type: none"> - <u>New inter-RAT cells</u> - <u>Inter-RAT cell id</u> - <u>CHOICE Radio Access Technology</u> - <u>GSM</u> <ul style="list-style-type: none"> - <u>Inter-RAT cell id</u> - <u>CHOICE Radio Access Technology</u> - <u>GSM</u> <p>****</p>	<p><u>A2</u></p>	<p><u>9</u></p> <p><u>GSM</u></p> <p><u>Same content as specified for inter-RAT cell id=9 in SIB11 for Cell 1 in sub-clause 6.1.0b</u></p> <p><u>10</u></p> <p><u>GSM</u></p> <p><u>Same content as specified for inter-RAT cell id=10 in SIB11 for Cell 1 in sub-clause 6.1.0b</u></p>

<u>Condition</u>	<u>Explanation</u>
<u>A1</u>	<u>FDD cell environment</u>
<u>A2</u>	<u>FDD/GSM inter-RAT cell environment</u>

Default settings for cell No.5 (TDD):

Downlink input level Uplink output power PCCPCH/PCPICH carrier number Cell Channel Description <ul style="list-style-type: none"> - Primary CCPCH info - Cell parameters ID 	Reference clause 6.10 Parameter Set Minimum supported by the UE's power class. Reference clause 6.10 Parameter Set 114
--	---

Cell No.6

The contents of SYSTEM INFORMATION BLOCK TYPE 1 to 16 messages for cell No.6 are identical to those of cell No.4 with the following exceptions:

Cell identity	0000 0000 0000 0000 0000 0000 0110B
URA identity	0000 0000 0000 0011B

Default settings for cell No.6 (FDD):

Downlink input level Uplink output power PCCPCH/PCPICH carrier number Cell Channel Description <ul style="list-style-type: none"> - Primary CPICH info - Primary scrambling code 	Reference clause 6.10 Parameter Set Minimum supported by the UE's power class. Reference clause 6.10 Parameter Set 350
---	---

Contents of System Information Block type 11 for cell No.6 (FDD)

<p>- Intra-frequency measurement system information</p> <p>.....</p> <ul style="list-style-type: none"> - New intra-frequency cells - Intra-frequency cell id - Cell info <ul style="list-style-type: none"> - Intra-frequency cell id - Cell info <ul style="list-style-type: none"> - Intra-frequency cell id - Cell info <p>.....</p>	<p>A1, A2</p>	<p>6</p> <p>Same content as specified for Intra-frequency cell id=1 (serving cell) in SIB11 for Cell 1 in sub-clause 6.1.0b with the exception that value for Primary scrambling code shall be according to clause titled "Default settings for cell No.6 (FDD)" in clause 6.1.4</p> <p>4</p> <p>Same content as specified for Intra-frequency cell id=2 in SIB11 for Cell 1 in sub-clause 6.1.0b with the exception that value for Primary scrambling code shall be according to clause titled "Default settings for cell No.4 (FDD)" in clause 6.1.4</p> <p>5</p> <p>Same content as specified for Intra-frequency cell id=2 in SIB11 for Cell 1 in sub-clause 6.1.0b with the exception that value for Primary scrambling code shall be according to clause titled "Default settings for cell No.5 (FDD)" in clause 6.1.4</p>
<p>- Inter-frequency measurement system information</p> <p>.....</p> <ul style="list-style-type: none"> - New inter-frequency cells - Inter-frequency cell id - Frequency info - UARFCN uplink(Nu) <ul style="list-style-type: none"> - UARFCN downlink(Nd) - Cell info <ul style="list-style-type: none"> - Inter-frequency cell id - Frequency info <ul style="list-style-type: none"> - Cell info <ul style="list-style-type: none"> - Inter-frequency cell id - Frequency info <ul style="list-style-type: none"> - Cell info 	<p>A1, A2</p>	<p>1</p> <p>Not present</p> <p>Absence of this IE is equivalent to apply the default duplex distance defined for the operating frequency according to 25.101</p> <p>Reference to table 6.1.2 for Cell 1</p> <p>Same content as specified for Inter-frequency cell id=4 in SIB11 for Cell 1 in sub-clause 6.1.0b with the exception that value for Primary scrambling code shall be according to clause titled "Default settings for cell No.1 (FDD)" in clause 6.1.4</p> <p>2</p> <p>Not Present</p> <p>Absence of this IE is equivalent to value of the previous "frequency info" in the list.</p> <p>Same content as specified for Inter-frequency cell id=4 in SIB11 for Cell 1 in sub-clause 6.1.0b with the exception that value for Primary scrambling code shall be according to clause titled "Default settings for cell No.2 (FDD)" in clause 6.1.4</p> <p>3</p> <p>Not Present</p> <p>Absence of this IE is equivalent to value of the previous "frequency info" in the list.</p> <p>Same content as specified for Inter-frequency cell id=4 in SIB11 for Cell 1 in sub-clause 6.1.0b with the exception that value for Primary scrambling code shall be according to clause titled "Default settings for cell No.3 (FDD)" in clause 6.1.4</p>
<ul style="list-style-type: none"> - Inter-frequency cell id - Frequency info 	<p>A1</p>	<p>7</p> <p>Not Present</p> <p>Absence of this IE is equivalent to value of the previous "frequency info" in the list.</p>

<ul style="list-style-type: none"> - Cell info - Inter-frequency cell id - Frequency info - Cell info 		<p>Same content as specified for Inter-frequency cell id=4 in SIB11 for Cell 1 in sub-clause 6.1.0b with the exception that value for Primary scrambling code shall be according to clause titled "Default settings for cell No.7 (FDD)" in clause 6.1.4</p> <p>8 Not Present Absence of this IE is equivalent to value of the previous "frequency info" in the list.</p> <p>Same content as specified for Inter-frequency cell id=4 in SIB11 for Cell 1 in sub-clause 6.1.0b with the exception that value for Primary scrambling code shall be according to clause titled "Default settings for cell No.8 (FDD)" in clause 6.1.4</p>
<p><u>- Inter-RAT cell info list</u></p> <p>.....</p> <ul style="list-style-type: none"> - <u>New inter-RAT cells</u> - <u>Inter-RAT cell id</u> - <u>CHOICE Radio Access Technology</u> - <u>GSM</u> - <u>Inter-RAT cell id</u> - <u>CHOICE Radio Access Technology</u> - <u>GSM</u> <p>.....</p>	<p><u>A2</u></p>	<p><u>9</u> <u>GSM</u> <u>Same content as specified for inter-RAT cell id=9 in SIB11 for Cell 1 in sub-clause 6.1.0b</u></p> <p><u>10</u> <u>GSM</u> <u>Same content as specified for inter-RAT cell id=10 in SIB11 for Cell 1 in sub-clause 6.1.0b</u></p>

<u>Condition</u>	<u>Explanation</u>
<u>A1</u>	<u>FDD cell environment</u>
<u>A2</u>	<u>FDD/GSM inter-RAT cell environment</u>

Default settings for cell No.6 (TDD):

Downlink input level Uplink output power PCCPCH/PCPICH carrier number Cell Channel Description <ul style="list-style-type: none"> - Primary CCPCH info - Cell parameters ID 	Reference clause 6.10 Parameter Set Minimum supported by the UE's power class. Reference clause 6.10 Parameter Set 119
--	---

Cell No.7

The contents of SYSTEM INFORMATION BLOCK TYPE 1 to 16 messages for cell No.7 are identical to those of cell No.1 with the following exceptions:

Cell identity URA identity	0000 0000 0000 0000 0000 0000 0111B 0000 0000 0000 0100B
-------------------------------	---

Default settings for cell No.7 (FDD):

Downlink input level Uplink output power PCCPCH/PCPICH carrier number Cell Channel Description <ul style="list-style-type: none"> - Primary CPICH info - Primary scrambling code 	Reference clause 6.10 Parameter Set Minimum supported by the UE's power class. Reference clause 6.10 Parameter Set 400
---	---

Contents of System Information Block type 11 for cell No.7 (FDD)

<p>- Intra-frequency measurement system information</p> <p>.....</p> <ul style="list-style-type: none"> - New intra-frequency cells - Intra-frequency cell id - Cell info <ul style="list-style-type: none"> - Intra-frequency cell id - Cell info <ul style="list-style-type: none"> - Intra-frequency cell id - Cell info <ul style="list-style-type: none"> - Intra-frequency cell id - Cell info <ul style="list-style-type: none"> - Intra-frequency cell id - Cell info <p>.....</p> <p>- Inter-frequency measurement system information</p> <p>.....</p> <ul style="list-style-type: none"> - New inter-frequency cells - Inter frequency cell id - Frequency info <ul style="list-style-type: none"> - Cell info <ul style="list-style-type: none"> - Inter frequency cell id - Frequency info <ul style="list-style-type: none"> - Cell info <ul style="list-style-type: none"> - Inter frequency cell id - Frequency info <ul style="list-style-type: none"> - Cell info <p>.....</p>	<p>7</p> <p>Same content as specified for Intra-frequency cell id=1 (serving cell) in SIB11 for Cell 1 in sub-clause 6.1.0b with the exception that value for Primary scrambling code shall be according to clause titled "Default settings for cell No.7 (FDD)" in clause 6.1.4</p> <p>1</p> <p>Same content as specified for Intra-frequency cell id=2 (neighbour cell) in SIB11 for Cell 1 in sub-clause 6.1.0b with the exception that value for Primary scrambling code shall be according to clause titled "Default settings for cell No.1 (FDD)" in clause 6.1.4</p> <p>2</p> <p>Same content as specified for Intra-frequency cell id=2 in SIB11 for Cell 1 in sub-clause 6.1.0b</p> <p>3</p> <p>Same content as specified for Intra-frequency cell id=3 in SIB11 for Cell 1 in sub-clause 6.1.0b</p> <p>8</p> <p>Same content as specified for Intra-frequency cell id=8 in SIB11 for Cell 1 in sub-clause 6.1.0b</p> <p>4</p> <p>Same content as specified for Inter-frequency cell id=4 in SIB11 for Cell 1 in sub-clasue 6.1.0b</p> <p>Same content as specified for Inter-frequency cell id=4 in SIB11 for Cell 1 in sub-clasue 6.1.0b</p> <p>5</p> <p>Same content as specified for Inter-frequency cell id=5 in SIB11 for Cell 1 in sub-clasue 6.1.0b</p> <p>Same content as specified for Inter-frequency cell id=5 in SIB11 for Cell 1 in sub-clasue 6.1.0b</p> <p>6</p> <p>Same content as specified for Inter-frequency cell id=6 in SIB11 for Cell 1 in sub-clasue 6.1.0b</p> <p>Same content as specified for Inter-frequency cell id=6 in SIB11 for Cell 1 in sub-clasue 6.1.0b</p>
---	--

Default settings for cell No.7 (TDD):

<p>Downlink input level</p> <p>Uplink output power</p> <p>PCCPCH/PCPICH carrier number</p> <p>Cell Channel Description</p> <ul style="list-style-type: none"> - Primary CCPCH info - Cell parameters ID 	<p>Reference clause 6.10 Parameter Set</p> <p>Minimum supported by the UE's power class.</p> <p>Reference clause 6.10 Parameter Set</p> <p>123</p>
---	---

Cell No.8

The contents of SYSTEM INFORMATION BLOCK TYPE 1 to 16 messages for cell No.8 are identical to those of cell No.1 with the following exceptions:

Cell identity	0000 0000 0000 0000 0000 0000 1000B
URA identity	0000 0000 0000 0100B

Default settings for cell No.8 (FDD):

Downlink input level	Reference clause 6.10 Parameter Set
Uplink output power	
PCCPCH/PCPICH carrier number	Minimum supported by the UE's power class.
Cell Channel Description	Reference clause 6.10 Parameter Set
- Primary CPICH info	
- Primary scrambling code	450

Contents of System Information Block type 11 for cell No.8 (FDD)

<p>- Intra-frequency measurement system information</p> <p>....</p> <ul style="list-style-type: none"> - New intra-frequency cells - Intra-frequency cell id - Cell info <p>8</p> <p>Same content as specified for Intra-frequency cell id=1 (serving cell) in SIB11 for Cell 1 in sub-clause 6.1.0b with the exception that value for Primary scrambling code shall be according to clause titled "Default settings for cell No.8 (FDD)" in clause 6.1.4</p> <ul style="list-style-type: none"> - Intra-frequency cell id - Cell info <p>1</p> <p>Same content as specified for Intra-frequency cell id=2 (neighbour cell) in SIB11 for Cell 1 in sub-clause 6.1.0b with the exception that value for Primary scrambling code shall be according to clause titled "Default settings for cell No.1 (FDD)" in clause 6.1.4</p> <ul style="list-style-type: none"> - Intra-frequency cell id - Cell info <p>2</p> <p>Same content as specified for Intra-frequency cell id=2 in SIB11 for Cell 1 in sub-clause 6.1.0b</p> <ul style="list-style-type: none"> - Intra-frequency cell id - Cell info <p>3</p> <p>Same content as specified for Intra-frequency cell id=3 in SIB11 for Cell 1 in sub-clause 6.1.0b</p> <ul style="list-style-type: none"> - Intra-frequency cell id - Cell info <p>7</p> <p>Same content as specified for Intra-frequency cell id=7 in SIB11 for Cell 1 in sub-clause 6.1.0b</p> <p>.....</p> <p>- Inter-frequency measurement system information</p> <p>.....</p> <ul style="list-style-type: none"> - New inter-frequency cells - Inter frequency cell id - Frequency info <p>4</p> <p>Same content as specified for Inter-frequency cell id=4 in SIB11 for Cell 1 in sub-clasue 6.1.0b</p> <ul style="list-style-type: none"> - Cell info <p>Same content as specified for Inter-frequency cell id=4 in SIB11 for Cell 1 in sub-clasue 6.1.0b</p> <ul style="list-style-type: none"> - Inter frequency cell id - Frequency info <p>5</p> <p>Same content as specified for Inter-frequency cell id=5 in SIB11 for Cell 1 in sub-clasue 6.1.0b</p> <ul style="list-style-type: none"> - Cell info <p>Same content as specified for Inter-frequency cell id=5 in SIB11 for Cell 1 in sub-clasue 6.1.0b</p> <ul style="list-style-type: none"> - Inter frequency cell id - Frequency info <p>6</p> <p>Same content as specified for Inter-frequency cell id=6 in SIB11 for Cell 1 in sub-clasue 6.1.0b</p> <ul style="list-style-type: none"> - Cell info <p>Same content as specified for Inter-frequency cell id=6 in SIB11 for Cell 1 in sub-clasue 6.1.0b</p> <p>.....</p>	
---	--

Default settings for cell No.8 (TDD):

Downlink input level Uplink output power PCCPCH/PCPICH carrier number Cell Channel Description - Primary CCPCH info - Cell parameters ID	Reference clause 6.10 Parameter Set Minimum supported by the UE's power class. Reference clause 6.10 Parameter Set 127
---	---

[Cell No.9](#)

[Contents of System Information for cell No.9 \(GSM\)](#)

[See TS 51.010-1 \[31\], clause 10.1.2.](#)

[Default settings for cell No.9 \(GSM\):](#)

[See table 6.1.10](#)

[Cell No.10](#)

[Contents of System Information for cell No.10 \(GSM\)](#)

[See TS 51.010-1 \[31\], clause 10.1.2.](#)

[Default settings for cell No.10 \(GSM\):](#)

[See table 6.1.10](#)

6.1.5 Reference Radio Conditions for signalling test cases ~~only~~ (FDD)

The following transmission parameters shall be used for signalling test cases only unless otherwise stated in the description of the individual test case.

Table 6.1.3 are the default settings for a non-suitable cell which is configured and always present whereas Table 6.1.4 is for a cell that is switched off. Cells configured according to Table 6.1.3 are for test cases in which it is necessary to make a cell unsuitable, and then subsequently make it suitable. This could be achieved by switching the cell off and then reconfiguration as in Table 6.1.4, but this takes a lot of time to do.

Table 6.1.1: Default settings for a serving cell in a single cell environment

Parameter	Unit	Cell 1
Cell type		Serving cell
UTRA RF Channel Number		Channel 1
Qqualmin	dB	-24
Qrxlevmin	dBm	-81
UE_TXPWR_MAX_RACH	dBm	21
CPICH Ec (see notes 1 and 2)	dBm/3.84 MHz	-60
NOTE 1: The power level is specified in terms of CPICH_Ec instead of CPICH_RSCP as RSCP is a receiver measurement and only CPICH_Ec can be directly controlled by the SS.		
NOTE 2: The cell fulfils TS 25.304, 5.2.3.1.2 and TS 25.133, 8.1.2.2.1.		

Table 6.1.2: Default settings for a serving cell and a suitable neighbour cell in a multi-cell environment

Parameter	Unit	Cell 1	Cell 2	Cell 4
Cell type		Serving cell	Suitable neighbour intra-frequency cell	Suitable neighbour inter-frequency cell
UTRA RF Channel Number		Channel 1	Channel 1	Channel 2
Qqualmin	dB	-24	-24	
Qrxlevmin	dBm	-81	-81	
UE_TXPWR_MAX_RACH	dBm	21	21	
CPICH_Ec (see notes 1 and 2)	dBm/3.84 MHz	-60	-70	
NOTE 1: The power level is specified in terms of CPICH_Ec instead of CPICH_RSCP as RSCP is a receiver measurement and only CPICH_Ec can be directly controlled by the SS.				
NOTE 2: Both cells fulfil TS 25.304, 5.2.3.1.2 and TS 25.133, 8.1.2.2.1.				

Table 6.1.3: Default settings for a non-suitable cell

Parameter	Unit	Level
Qqualmin	dB	-24
Qrxlevmin	dBm	-81
UE_TXPWR_MAX_RACH	dBm	21
CPICH_Ec	dBm/3.84 MHz	-90
NOTE 1: The power level is specified in terms of CPICH_Ec instead of CPICH_RSCP as RSCP is a receiver measurement and only CPICH_Ec can be directly controlled by the SS		
NOTE 2: The cell is not suitable according to TS 25.304, 5.2.3.1.2		

Table 6.1.4: Default settings for a non-suitable “Off” cell

Parameter	Unit	Level
Qqualmin	dB	-24
Qrxlevmin	dBm	-81
UE_TXPWR_MAX_RACH	dBm	21
CPICH_Ec	dBm/3.84 MHz	≤ -122
NOTE 1: The power level is specified in terms of CPICH_Ec instead of CPICH_RSCP as RSCP is a receiver measurement and only CPICH_Ec can be directly controlled by the SS.		
NOTE 2: The cell is not suitable according to TS 25.304, 5.2.3.1.2.		

Table 6.1.5: Default power levels of physical channels relative to CPICH_Ec

Parameter	Unit	Level Idle mode (NOTE)	Level Connected mode
DPCH_Ec	dB		-5
PCCPCH_Ec	dB		-2
SCCPCH_Ec	dB		-2
AICH_Ec	dB		-5
SCH_Ec	dB		-2
PICH_Ec	dB		-5
NOTE: This shall be less than -122 dBm to ensure the channel is considered as “off”.			

6.1.6 Reference Radio Conditions for signalling test cases ~~only~~ (TDD)

The following transmission parameters shall be used for signalling test cases only unless otherwise stated in the description of the individual test case.

Table 6.1.6: Default settings for a serving cell in a single cell environment

Parameter	Unit	Cell 1
Cell type		Serving cell
UTRA RF Channel Number		Channel 1
Qrxlevmin	dBm	-81
UE_TXPWR_MAX_RACH	dBm	21
PCCPCH RSCP	dBm	-60
NOTE: The cell fulfils TS 25.304, 5.2.3.1.2 and TS 25.123.		

Table 6.1.7: Default settings for a serving cell and a suitable neighbour cell in a multi-cell environment

Parameter	Unit	Cell 1	Cell 2
Cell type		Serving cell	Suitable neighbour cell
UTRA RF Channel Number		Channel 1	Channel 1
Qrxlevmin	dBm	-81	-81
UE_TXPWR_MAX_RACH	dBm	21	21
PCCPCH RSCP	dBm	-60	-70
NOTE: Both cells fulfil TS 25.304, 5.2.3.1.2 and TS 25.123.			

Table 6.1.8: Default settings for a non-suitable cell

Parameter	Unit	Level
Qrxlevmin	dBm	-81
UE_TXPWR_MAX_RACH	dBm	21
PCCPCH RSCP	dBm	-91
NOTE: The cell is not suitable according to TS 25.304, 5.2.3.1.2		

Table 6.1.9: Default settings for a non-suitable "Off" cell

Parameter	Unit	Level
Qrxlevmin	dBm	-81
UE_TXPWR_MAX_RACH	dBm	21
PCCPCH RSCP	dBm	≤ -110
NOTE: The cell is not suitable according to TS 25.304, 5.2.3.1.2.		

6.1.7 Reference Radio Conditions for signalling test cases (GSM)

The following transmission parameters shall be used for signalling test cases only unless otherwise stated in the description of the individual test case.

Table 6.1.10: Default settings for a serving cell and a suitable neighbour cell in a multi-cell environment

<u>Parameter</u>	<u>Unit</u>	<u>Cell 9</u>	<u>Cell 10</u>
<u>Cell type</u>		<u>Serving cell</u>	<u>Suitable neighbour cell</u>
<u>GSM RF Channel Number</u>		<u>Channel 1</u>	<u>Channel 2</u>
<u>Base transceiver Station Identity Code (BSIC)</u>		<u>BSIC1</u>	<u>BSIC2</u>
<u>Qrxlevmin</u>	<u>dBm</u>	<u>-81</u>	<u>-81</u>
<u>MS_TXPWR_MAX_CCH</u>	<u>dBm</u>	<u>According to maximum output power for the power class of the MS under test</u>	
<u>RF level</u>	<u>dBm</u>	<u>-48</u>	<u>-54</u>
<u>NOTE: Both cells fulfil TS 25.304, 5.2.6.1.4 and TS 25.133, 8.1.2.5</u>			

Table 6.1.11: Default settings for a non-suitable cell

<u>Parameter</u>	<u>Unit</u>	<u>Level</u>
<u>Qrxlevmin</u>	<u>dBm</u>	<u>-81</u>
<u>MS_TXPWR_MAX_CCH</u>	<u>dBm</u>	<u>According to maximum output power for the power class of the MS under test</u>
<u>RF level</u>	<u>dBm</u>	<u>-90</u>
<u>NOTE 1: The cell is not suitable according to TS 25.304, 5.2.6.1.4</u>		

<End of modified section>

3GPP TSG- T1 Meeting #18
San Antonio, US, 10th – 14th February 2003

Tdoc # T1-030049

3GPP TSG- T1 SIG Meeting #26
San Antonio, US, 10th – 14th February 2003

Tdoc # T1S030110

CR-Form-v7	
CHANGE REQUEST	
⌘	34.108 CR 184 ⌘ rev - ⌘ Current version: 3.10.0 ⌘

For **HELP** on using this form, see bottom of this page or look at the pop-up text over the ⌘ symbols.

Proposed change affects: UICC apps ME Radio Access Network Core Network

Title:	⌘ CR to 34.108 R99; Corrections to SIB1 to align with default values for LAC and RAC in 51.010-1.
Source:	⌘ Ericsson
Work item code:	⌘ Date: ⌘ 22/01/2003
Category:	⌘ F Release: ⌘ R99
Use <u>one</u> of the following categories:	
F (correction)	
A (corresponds to a correction in an earlier release)	
B (addition of feature),	
C (functional modification of feature)	
D (editorial modification)	
Detailed explanations of the above categories can be found in 3GPP TR 21.900 .	
Use <u>one</u> of the following releases:	
2 (GSM Phase 2)	
R96 (Release 1996)	
R97 (Release 1997)	
R98 (Release 1998)	
R99 (Release 1999)	
Rel-4 (Release 4)	
Rel-5 (Release 5)	
Rel-6 (Release 6)	

Reason for change:	⌘ Default values for LAC and RAC in SIB1 are not aligned with default values for LAC and RAC in 51.010-1 (reference 51.010-1 26.1.1 and 40.1.1). Having different default values will cause that the default values will not possible to use for the inter-RAT test cases.
Summary of change:	⌘ SIB1: <ol style="list-style-type: none">1. For CN common GSM-MAP NAS system information and IE "GSM-MAP NAS system information" changed LAC from "0080H" to "0001H"2. For CN domain specific GSM-MAP NAS system information and IE "GSM-MAP NAS system information" changed RAC from "00" to "05", i.e. IE "GSM-MAP NAS system information" is changed from "0000H" to "0500H"
Consequences if not approved:	⌘ Default values for LAC and RAC in 34.108 not aligned with default values in 51.010-1 causing unnecessary complexity to inter-RAT test cases.

Clauses affected:	⌘ 6.1.0b				
Other specs	⌘ <table border="1"><tr><td>Y</td><td>N</td></tr><tr><td><input checked="" type="checkbox"/></td><td><input type="checkbox"/></td></tr></table> Other core specifications ⌘	Y	N	<input checked="" type="checkbox"/>	<input type="checkbox"/>
Y	N				
<input checked="" type="checkbox"/>	<input type="checkbox"/>				

affected:

<input checked="" type="checkbox"/>	Test specifications
<input checked="" type="checkbox"/>	O&M Specifications

Other comments: ☹

How to create CRs using this form:

Comprehensive information and tips about how to create CRs can be found at <http://www.3gpp.org/specs/CR.htm>.

Below is a brief summary:

- 1) Fill out the above form. The symbols above marked ☹ contain pop-up help information about the field that they are closest to.
- 2) Obtain the latest version for the release of the specification to which the change is proposed. Use the MS Word "revision marks" feature (also known as "track changes") when making the changes. All 3GPP specifications can be downloaded from the 3GPP server under <ftp://ftp.3gpp.org/specs/> For the latest version, look for the directory name with the latest date e.g. 2001-03 contains the specifications resulting from the March 2001 TSG meetings.
- 3) With "track changes" disabled, paste the entire CR form (use CTRL-A to select it) into the specification just in front of the clause containing the first piece of changed text. Delete those parts of the specification which are not relevant to the change request.

6.1.0b Default System Information Block Messages

Contents of System Information Block type 1 (supported PLMN type is GSM-MAP)

- CN common GSM-MAP NAS system information	
- GSM-MAP NAS system information	00 0180H
- CN domain system information	
- CN domain identity	PS
- CHOICE CN Type	GSM-MAP
- CN domain specific NAS system information	
- GSM-MAP NAS system information	00 05 00H
- CN domain specific DRX cycle length coefficient	7
- CN domain identity	CS
- CHOICE CN Type	GSM-MAP
- CN domain specific NAS system information	
- GSM-MAP NAS system information	1E 01H
- CN domain specific DRX cycle length coefficient	7
- UE Timers and constants in idle mode	
-T300	4000 milliseconds
-N300	7
-T312	10 seconds
- N312	1
- UE Timers and constants in connected mode	
- T301	Not Present (2000 milliseconds: default value)
- N301	Not Present (2: default value)
- T302	Not Present (4000 milliseconds: default value)
- N302	Not Present (3: default value)
- T304	Not Present (2000 milliseconds: default value)
- N304	Not Present (2: default value)
- T305	Not Present (30 minutes: default value)
- T307	Not Present (30 seconds: default value)
- T308	Not Present (160 milliseconds: default value)
- T309	Not Present (5 seconds: default value)
- T310	Not Present (160 milliseconds: default value)
- N310	Not Present (4: default value)
- T311	Not Present (2000 milliseconds: default value)
- T312	Not Present (1 seconds: default value)
- N312	Not Present (1: default value)
- T313	Not Present (3 seconds: default value)
- N313	Not Present (20: default value)
- T314	Not Present (12 seconds: default value)
- T315	Not Present (180 seconds: default value)
- N315	Not Present (1: default value)
- T316	Not Present (30 seconds: default value)
- T317	Not Present (180 seconds: default value)

3GPP TSG- T1 Meeting #18
 San Antonio, US, 10th – 14th February 2003

Tdoc # T1-030051

3GPP TSG-T1 SIG Meeting #27
 San Antonio, US, 10th – 14th February 2003

Tdoc # T1S030203

CR-Form-v7
CHANGE REQUEST
⌘ TS 34.108 CR 186 ⌘ rev - ⌘ Current version: 3.10.0 ⌘

For **HELP** on using this form, see bottom of this page or look at the pop-up text over the ⌘ symbols.

Proposed change affects: UICC apps ME Radio Access Network Core Network

Title:	⌘ CR to 34.108 R99; Addition of default inter-RAT handover messages		
Source:	⌘ Ericsson		
Work item code:	⌘ 		
	Date: ⌘ 29/01/2003		
Category:	⌘ F		
	<table style="width: 100%; border: none;"> <tr> <td style="width: 50%; vertical-align: top;"> Use <u>one</u> of the following categories: F (correction) A (corresponds to a correction in an earlier release) B (addition of feature), C (functional modification of feature) D (editorial modification) Detailed explanations of the above categories can be found in 3GPP TR 21.900. </td> <td style="width: 50%; vertical-align: top;"> Use <u>one</u> of the following releases: 2 (GSM Phase 2) R96 (Release 1996) R97 (Release 1997) R98 (Release 1998) R99 (Release 1999) Rel-4 (Release 4) Rel-5 (Release 5) Rel-6 (Release 6) </td> </tr> </table>	Use <u>one</u> of the following categories: F (correction) A (corresponds to a correction in an earlier release) B (addition of feature), C (functional modification of feature) D (editorial modification) Detailed explanations of the above categories can be found in 3GPP TR 21.900 .	Use <u>one</u> of the following releases: 2 (GSM Phase 2) R96 (Release 1996) R97 (Release 1997) R98 (Release 1998) R99 (Release 1999) Rel-4 (Release 4) Rel-5 (Release 5) Rel-6 (Release 6)
Use <u>one</u> of the following categories: F (correction) A (corresponds to a correction in an earlier release) B (addition of feature), C (functional modification of feature) D (editorial modification) Detailed explanations of the above categories can be found in 3GPP TR 21.900 .	Use <u>one</u> of the following releases: 2 (GSM Phase 2) R96 (Release 1996) R97 (Release 1997) R98 (Release 1998) R99 (Release 1999) Rel-4 (Release 4) Rel-5 (Release 5) Rel-6 (Release 6)		
	Release: ⌘ R99		

Reason for change:	⌘ Several test cases refer to messages included in another test case. In general, default messages have been defined to avoid dependancies between test cases. However, so far this has not been done for the inter RAT handover messages
Summary of change:	⌘ The following new default messages have been added: <ol style="list-style-type: none"> 1. HANDOVER FROM UTRAN COMMAND A default message is introduced reflecting the message contents most commonly used in test cases for inter RAT handover 2. HANDOVER FROM UTRAN FAILURE A default message is introduced based on the common denominator of what is currently used in test cases for inter RAT handover failure
Consequences if not approved:	⌘ Dependancies between test cases remain, which may result in errors

Clauses affected:	⌘ 9.1.1										
Other specs affected:	<table border="1" style="border-collapse: collapse; text-align: center;"> <tr> <td style="width: 20px;">Y</td> <td style="width: 20px;">N</td> </tr> <tr> <td style="width: 20px;"> </td> <td style="width: 20px;">X</td> </tr> <tr> <td style="width: 20px;">X</td> <td style="width: 20px;"> </td> </tr> <tr> <td style="width: 20px;"> </td> <td style="width: 20px;">X</td> </tr> </table>	Y	N		X	X			X	Other core specifications Test specifications O&M Specifications	⌘ TS 34.123-1
Y	N										
	X										
X											
	X										

Other comments: ☹

How to create CRs using this form:

Comprehensive information and tips about how to create CRs can be found at <http://www.3gpp.org/specs/CR.htm>. Below is a brief summary:

- 1) Fill out the above form. The symbols above marked ☹ contain pop-up help information about the field that they are closest to.
- 2) Obtain the latest version for the release of the specification to which the change is proposed. Use the MS Word "revision marks" feature (also known as "track changes") when making the changes. All 3GPP specifications can be downloaded from the 3GPP server under <ftp://ftp.3gpp.org/specs/> For the latest version, look for the directory name with the latest date e.g. 2001-03 contains the specifications resulting from the March 2001 TSG meetings.
- 3) With "track changes" disabled, paste the entire CR form (use CTRL-A to select it) into the specification just in front of the clause containing the first piece of changed text. Delete those parts of the specification which are not relevant to the change request.

9 Default Message Contents

9.1 Default Message Contents for Signalling

9.1.1 Default RRC Message Contents (FDD)

This clause contains the default values of common messages, which unless indicated otherwise in specific clauses of TS 34.123-1, shall be transmitted and checked by the system simulator.

In this clause, decimal values are normally used. However, sometimes a hexadecimal value, indicated by an "H", or a binary value, indicated by a "B" is used.

The necessary L3 messages are listed in alphabetic order, with the exception of the SYSTEM INFORMATION messages, where it is the information elements which are listed in alphabetic order (this is because some information elements occur in several SYSTEM INFORMATION types).

Default SYSTEM INFORMATION:

NOTE: SYSTEM INFORMATION BLOCK TYPE 1 (except for PLMN type "GSM-MAP"), SYSTEM INFORMATION BLOCK TYPE 8, SYSTEM INFORMATION BLOCK TYPE 9, SYSTEM INFORMATION BLOCK TYPE 10, SYSTEM INFORMATION BLOCK TYPE 14, SYSTEM INFORMATION BLOCK TYPE 15 and SYSTEM INFORMATION BLOCK TYPE 16 messages are not used.

< Skip until modified message >

Contents of DOWNLINK DIRECT TRANSFER message: AM

Information Element	Value/remark
Message Type	Arbitrarily selects an integer between 0 and 3
RRC transaction identifier	The presence of this IE is dependent on IXIT statements in TS 34.123-2. If integrity protection is indicated to be active, this IE is present with the values of the sub IEs as stated below. Else, this IE and the sub-IEs are omitted.
Integrity check info	SS calculates the value of MAC-I for this message and writes to this IE.
- Message authentication code	SS provides the value of this IE, from its internal counter.
- RRC Message sequence number	CS domain or PS domain
CN domain identity	See Specific Message Content for each test case
NAS message	

Contents of HANDOVER FROM UTRAN COMMAND-GSM message: AM

<u>Information Element</u>	<u>Value/remark</u>
<u>Message Type</u> <u>RRC transaction identifier</u> <u>Integrity check info</u>	Arbitrarily selects one integer between 0 to 3 The presence of this IE is dependent on IXIT statements in TS 34.123-2. If integrity protection is indicated to be active, this IE is present with the values of the sub IEs as stated below. Else, this IE and the sub-IEs are omitted. SS calculates the value of MAC-I for this message and writes to this IE.
- <u>Message authentication code</u>	SS provides the value of this IE, from its internal counter. now
- <u>RRC Message sequence number</u>	
<u>Activation time</u>	
<u>RAB Info</u>	
- <u>RAB identity</u>	0000 0001B
- <u>CN domain identity</u>	CS domain
- <u>NAS Synchronization Indicator</u>	Not present
- <u>Re-establishment timer</u>	Use T315
<u>Inter-system message</u>	
- <u>System type</u>	GSM
- <u>Frequency Band</u>	Set to "GSM/ PCS 1900" if GSM/ PCS 1900 is used in this test. Otherwise set to "GSM/DCS 1800 Band"
- <u>CHOICE GSM message</u>	Single GSM message
- <u>Message</u>	GSM HANDOVER COMMAND formatted as BIT STRING (1..512). The contents of the HANDOVER COMMAND see next table.

Contents of HANDOVER FROM UTRAN FAILURE message: AM

<u>Information Element</u>	<u>Value/remark</u>
<u>Message Type</u> <u>RRC transaction identifier</u>	Checked to see if it matches the same value used in the corresponding downlink HANDOVER FROM UTRAN COMMAND –GSM message
<u>Integrity check info</u>	The presence of this IE is dependent on IXIT statements in TS 34.123-2. If integrity protection is indicated to be active, this IE shall be present with the values of the sub IEs as stated below. Else, this IE and the sub-IEs shall be absent.
- <u>Message authentication code</u>	This IE is checked to see if it is present. The value is compared against the XMAC-I value computed by SS.
- <u>RRC Message sequence number</u>	This IE is checked to see if it is present. The value is used by SS to compute the XMAC-I value.
<u>Inter-RAT handover failure</u>	
- <u>Inter-RAT handover failure cause</u>	physical channel failure
<u>Inter-system message</u>	Not Checked

Contents of INITIAL DIRECT TRANSFER message: AM

Information Element	Value/remark
Message Type	
Integrity check info <ul style="list-style-type: none"> - Message authentication code - RRC Message sequence number 	The presence of this IE is dependent on IXIT statements in TS 34.123-2. If integrity protection is indicated to be active, this IE shall be present with the values of the sub IEs as stated below. Else, this IE and the sub-IEs shall be absent. This IE is checked to see if it is present. The value is compared against the XMAC-I value computed by SS. This IE is checked to see if it is present. The value is used by SS to compute the XMAC-I value.
CN domain identity	Checked to see if set to supported CN domain as specified in the IXIT statements.
Intra Domain NAS Node Selector <ul style="list-style-type: none"> - CHOICE version - CHOICE CN type <ul style="list-style-type: none"> - CHOICE Routing basis - Routing parameter - Entered parameter 	R99 GSM-MAP Local (P)TMSI If the IE "CN domain identity" is equal to "CS domain", this bit string is set to bits b14 through b23 of the TMSI. If the IE "CN domain identity" is equal to "PS domain", this bit string is set to bits b14 through b23 of the P-TMSI. The TMSI/ P-TMSI bits are numbered from b0 to b31, with bit b0 being the least significant. FALSE
NAS message	Set according to that indicated in specific message content for each test case
START	Not checked
Measured results on RACH	Not checked

...

3GPP TSG- T1 Meeting #18
San Antonio, US, 10th – 14th February 2003

Tdoc # T1-030053

3GPP TSG- T1 SIG Meeting #26
San Antonio, US, 10th – 14th February 2003

Tdoc # T1S030113

CR-Form-v7

CHANGE REQUEST

⌘ 34.108 CR 188 ⌘ rev - ⌘ Current version: 3.10.0 ⌘

For **HELP** on using this form, see bottom of this page or look at the pop-up text over the ⌘ symbols.

Proposed change affects: UICC apps ME Radio Access Network Core Network

Title:	⌘ CR to 34.108 R99; Correction of activation time IEs in default messages
Source:	⌘ Ericsson
Work item code:	⌘ Date: ⌘ 29/01/2003
Category:	⌘ F Release: ⌘ R99
Use <u>one</u> of the following categories:	
F (correction)	2 (GSM Phase 2)
A (corresponds to a correction in an earlier release)	R96 (Release 1996)
B (addition of feature),	R97 (Release 1997)
C (functional modification of feature)	R98 (Release 1998)
D (editorial modification)	R99 (Release 1999)
Detailed explanations of the above categories can be found in 3GPP TR 21.900 .	Rel-4 (Release 4)
	Rel-5 (Release 5)
	Rel-6 (Release 6)

Reason for change: ⌘	<ol style="list-style-type: none">1. The Value/remark for the IE 'COUNT-C activation time' is not correct (i.e. not in line with TS 25.331) for the following default messages in TS 34.108 section 9.1.1. PHYSICAL CHANNEL RECONFIGURATION COMPLETE RADIO BEARER SETUP COMPLETE RADIO BEARER RECONFIGURATION COMPLETE RADIO BEARER RELEASE COMPLETE TRANSPORT CHANNEL RECONFIGURATION COMPLETE UTRAN MOBILITY INFORMATION CONFIRM2. The Value/remark for the IE 'Radio bearer uplink ciphering activation time' is not correct (i.e. not in line with TS 25.331) for the following default messages in TS 34.108 section 9.1.1. RADIO BEARER SETUP COMPLETE RADIO BEARER RELEASE COMPLETE <p>The existing test cases have been considered and it is only the case with RADIO BEARER SETUP of an RLC-TM that is based on the Value/remark for IE 'COUNT-C activation time' in the default message. The other existing test cases implies that either the presence of these IEs is not of relevance or there is a specific message content information (see the Physical channel reconfiguration test case for hard handover to another frequency, section 8.2.6.37 in TS 23.123-1).</p>
-----------------------------	--

Summary of change: ⌘	<ol style="list-style-type: none"> 1. The IE "COUNT-C activation time" is marked as "Not checked" for the following messages in clause 9.1.1: <ol style="list-style-type: none"> a. PHYSICAL CHANNEL RECONFIGURATION COMPLETE b. RADIO BEARER SETUP COMPLETE c. RADIO BEARER RECONFIGURATION COMPLETE d. RADIO BEARER RELEASE COMPLETE e. TRANSPORT CHANNEL RECONFIGURATION COMPLETE f. UTRAN MOBILITY INFORMATION CONFIRM 2. The IE "Radio bearer uplink ciphering activation time" is marked as "Not checked" in the following messages in clause 9.1.1: <ol style="list-style-type: none"> a. RADIO BEARER SETUP COMPLETE b. RADIO BEARER RELEASE COMPLETE 3. RADIO BEARER SETUP COMPLETE message: Changed the condition for when the IE "COUNT-C activation time" should be included
Consequences if not approved: ⌘	Default messages not consistent with core specifications.

Clauses affected: ⌘	9.1.1								
Other specs affected: ⌘	<table border="1" style="display: inline-table; vertical-align: middle;"> <tr> <td style="text-align: center;">Y</td> <td style="text-align: center;">N</td> </tr> <tr> <td style="text-align: center;"><input type="checkbox"/></td> <td style="text-align: center;"><input checked="" type="checkbox"/></td> </tr> <tr> <td style="text-align: center;"><input type="checkbox"/></td> <td style="text-align: center;"><input checked="" type="checkbox"/></td> </tr> <tr> <td style="text-align: center;"><input type="checkbox"/></td> <td style="text-align: center;"><input checked="" type="checkbox"/></td> </tr> </table> Other core specifications ⌘ Test specifications ⌘ O&M Specifications ⌘ 	Y	N	<input type="checkbox"/>	<input checked="" type="checkbox"/>	<input type="checkbox"/>	<input checked="" type="checkbox"/>	<input type="checkbox"/>	<input checked="" type="checkbox"/>
Y	N								
<input type="checkbox"/>	<input checked="" type="checkbox"/>								
<input type="checkbox"/>	<input checked="" type="checkbox"/>								
<input type="checkbox"/>	<input checked="" type="checkbox"/>								
Other comments: ⌘									

How to create CRs using this form:

Comprehensive information and tips about how to create CRs can be found at <http://www.3gpp.org/specs/CR.htm>. Below is a brief summary:

- 1) Fill out the above form. The symbols above marked ⌘ contain pop-up help information about the field that they are closest to.
- 2) Obtain the latest version for the release of the specification to which the change is proposed. Use the MS Word "revision marks" feature (also known as "track changes") when making the changes. All 3GPP specifications can be downloaded from the 3GPP server under <ftp://ftp.3gpp.org/specs/> For the latest version, look for the directory name with the latest date e.g. 2001-03 contains the specifications resulting from the March 2001 TSG meetings.
- 3) With "track changes" disabled, paste the entire CR form (use CTRL-A to select it) into the specification just in front of the clause containing the first piece of changed text. Delete those parts of the specification which are not relevant to the change request.

<Start of modified section within Clause 9.1.1>

Contents of PHYSICAL CHANNEL RECONFIGURATION COMPLETE message: AM

Information Element	Value/remark
<p>Message Type RRC transaction identifier</p> <p>Integrity check info</p> <ul style="list-style-type: none"> - Message authentication code - RRC Message sequence number <p>Uplink integrity protection activation info CHOICE mode COUNT-C activation time</p> <p>Radio bearer uplink ciphering activation time info Uplink counter synchronisation info</p>	<p>Checked to see if it's set to identical value of the same IE in the downlink PHYSICAL CHANNEL RECONFIGURATION message</p> <p>The presence of this IE is dependent on IXIT statements in TS 34.123-2. If integrity protection is indicated to be active, this IE shall be present with the values of the sub IEs as stated below. Else, this IE and the sub-IEs shall be absent.</p> <p>This IE is checked to see if it is present. The value is compared against the XMAC-I value computed by SS.</p> <p>This IE is checked to see if it is present. The value is used by SS to compute the XMAC-I value.</p> <p>Not checked FDD</p> <p>Not checkedThe UE shall include this IE if the following two conditions are fulfilled: (a) The PHYSICAL CHANNEL RECONFIGURATION message did not contain the IE "Ciphering activation time for DPCH" and (b) The PHYSICAL CHANNEL RECONFIGURATION message established the first RB(s) mapped to RLC-TM for a CN domain or released the last RB(s) mapped to RLC-TM for a CN domain. Else, this IE is absent.</p> <p>Not checked Not checked</p>

<End of modified section>

<Start of next modified section>

Contents of RADIO BEARER SETUP COMPLETE message: AM

<p>Message Type</p> <p>RRC transaction identifier</p> <p>Integrity check info</p> <ul style="list-style-type: none"> - Message authentication code - RRC Message sequence number <p>Uplink integrity protection activation info</p> <p>CHOICE mode</p> <p>START</p> <p>COUNT-C activation time</p>	<p>Checked to see if the value is identical to the same IE in the downlink RADIO BEARER SETUP message.</p> <p>The presence of this IE is dependent on IXIT statements in TS 34.123-2. If integrity protection is indicated to be active, this IE shall be present with the values of the sub-IEs as stated below. Else, this IE and the sub-IEs shall be absent. This IE is checked to see if it is present. The value is compared against the XMAC-I value computed by SS.</p> <p>This IE is checked to see if it is present. The value is used by SS to compute the XMAC-I value.</p> <p>Not checked.</p> <p>FDD</p> <p>Not checked</p> <p>The UE shall include this IE if the following two conditions are fulfilled: (a) The RADIO BEARER SETUP message did not contain the IE "Ciphering activation time for DPCH" and (b) The RADIO BEARER SETUP message established the first RB(s) mapped to RLC-TM for a CN domain or released the last RB(s) mapped to RLC-TM for a CN domain. Else, this IE is absent.</p> <p>Not checked If ciphering is not activated in RADIO BEARER SETUP message, this IE must be absent. Else, SS checks this IE for the presence of activation times of all ciphered uplink RLC-UM and RLC-AM RBs.</p> <p>Not checked</p>
<p>Radio bearer uplink ciphering activation time info</p>	<p>Not checked If ciphering is not activated in RADIO BEARER SETUP message, this IE must be absent. Else, SS checks this IE for the presence of activation times of all ciphered uplink RLC-UM and RLC-AM RBs.</p>
<p>Uplink counter synchronisation info</p>	<p>Not checked</p>

<End of modified section>

<Start of next modified section>

Contents of RADIO BEARER RECONFIGURATION COMPLETE message: AM

Information Element	Value/remark
Message Type RRC transaction identifier	Checked to see if the value is identical to the same IE in the downlink RADIO BEARER RECONFIGURATION COMPLETE message
Integrity check info - Message authentication code - RRC Message sequence number	The presence of this IE is dependent on IXIT statements in TS 34.123-2. If integrity protection is indicated to be active, this IE shall be present with the values of the sub IEs as stated below. Else, this IE and the sub-IEs shall be absent. This IE is checked to see if it is present. The value is compared against the XMAC-I value computed by SS. This IE is checked to see if it is present. The value is used by SS to compute the XMAC-I value.
Uplink integrity protection activation info CHOICE mode COUNT-C activation time	Not checked FDD Not checked The presence of this IE depends on the following 2 factors: (a) There exists RB(s) mapped to RLC-TM and (b) UE is transiting to CELL_DCH state after the reconfiguration procedure. Else, this IE is absent.
Radio bearer uplink ciphering activation time info Uplink counter synchronisation info	Not checked Not checked

<End of modified section>

<Start of next modified section>

Contents of RADIO BEARER RELEASE COMPLETE message: AM

<p>Message Type RRC transaction identifier</p> <p>Integrity check info</p> <ul style="list-style-type: none"> - Message authentication code - RRC Message sequence number <p>Uplink integrity protection activation info CHOICE mode COUNT-C activation time</p> <p>Radio bearer uplink ciphering activation time info</p> <p>Uplink counter synchronisation info</p>	<p>Checked to see the value is identical to the same IE in the downlink RADIO BEARER RELEASE message.</p> <p>The presence of this IE is dependent on IXIT statements in TS 34.123-2. If integrity protection is indicated to be active, this IE shall be present with the values of the sub IEs as stated below. Else, this IE and the sub-IEs shall be absent. This IE is checked to see if it is present. The value is compared against the XMAC-I value computed by SS.</p> <p>This IE is checked to see if it is present. The value is used by SS to compute the XMAC-I value.</p> <p>Not checked.</p> <p>FDD</p> <p>Not checked The UE shall include this IE if the following two conditions are fulfilled: (a) The RADIO BEARER RELEASE message did not contain the IE "Ciphering activation time for DPCH" and (b) The RADIO BEARER RELEASE message established the first RB(s) mapped to RLC-TM for a CN domain or released the last RB(s) mapped to RLC-TM for a CN domain. Else, this IE is absent.</p> <p>Not checked If ciphering is not activated in RADIO BEARER RELEASE message, this IE must be absent. Else, SS checks this IE for the presence of activation times of all ciphered uplink RLC-UM and RLC-AM RBs.</p> <p>Not checked</p>
---	---

<End of modified section>

<Start of next modified section>

Contents of TRANSPORT CHANNEL RECONFIGURATION COMPLETE message: AM

Information Element	Value/remark
Message Type RRC transaction identifier	Checked to see if the value is identical to the same IE in the downlink TRANSPORT CHANNEL RECONFIGURATION message
Integrity check info - Message authentication code - RRC Message sequence number	The presence of this IE is dependent on IXIT statements in TS 34.123-2. If integrity protection is indicated to be active, this IE shall be present with the values of the sub IEs as stated below. Else, this IE and the sub-IEs shall be absent. This IE is checked to see if it is present. The value is compared against the XMAC-I value computed by SS. This IE is checked to see if it is present. The value is used by SS to compute the XMAC-I value.
Uplink integrity protection activation info CHOICE mode COUNT-C activation time	Not checked FDD Not checked The UE shall include this IE if the following two conditions are fulfilled: (a) The TRANSPORT CHANNEL RECONFIGURATION message did not contain the IE "Ciphering activation time for DPCH" and (b) The TRANSPORT CHANNEL RECONFIGURATION message established the first RB(s) mapped to RLC-TM for a CN domain or released the last RB(s) mapped to RLC-TM for a CN domain. Else, this IE is absent.
Radio bearer uplink ciphering activation time info	Not checked
Uplink counter synchronisation info	Not checked

<End of modified section>

<Start of next modified section>

Contents of UTRAN MOBILITY INFORMATION CONFIRM message: AM

Information Element	Value/remark
Message Type	Checked to see if it matches the value of the same IE in downlink UTRAN MOBILITY INFORMATION message
RRC transaction identifier	
Integrity check info	The presence of this IE is dependent on IXIT statements in TS 34.123-2. If integrity protection is indicated to be active, this IE shall be present with the values of the sub IEs as stated below. Else, this IE and the sub-IEs shall be absent.
- Message authentication code	This IE is checked to see if it is present. The value is compared against the XMAC-I value computed by SS.
- RRC Message sequence number	This IE is checked to see if it is present. The value is used by SS to compute the XMAC-I value.
Uplink integrity protection activation info	Not checked
COUNT-C activation time	Not checked The presence of this IE depends on the following 2 factors: (a) There exists RB(s) mapped to RLC-TM, (b) UE is transiting to CELL_DCH state after the reconfiguration procedure. Else, this IE is absent.
Radio bearer uplink ciphering activation time info	Not checked
Uplink counter synchronisation info	Not checked

<End of modified section>

3GPP TSG- T1 Meeting #18
 San Antonio, US, 10th – 14th February 2003

Tdoc # T1-030055

3GPP TSG- T1 SIG Meeting #25
 San Antonio, US, 10th – 14th February 2003

Tdoc # T1S030174

CR-Form-v7	
CHANGE REQUEST	
# 34.108 CR 190 # rev - #	Current version: 3.10.0 #

For **HELP** on using this form, see bottom of this page or look at the pop-up text over the # symbols.

Proposed change affects: UICC apps ME Radio Access Network Core Network

Title:	# CR to 34.108 R99; Correction to default SECURITY MODE COMMAND message	
Source:	# Ericsson	
Work item code:	#	Date: # 09/02/2003
Category:	# F	Release: # R99
	Use <u>one</u> of the following categories: F (correction) A (corresponds to a correction in an earlier release) B (addition of feature), C (functional modification of feature) D (editorial modification) Detailed explanations of the above categories can be found in 3GPP TR 21.900 .	Use <u>one</u> of the following releases: 2 (GSM Phase 2) R96 (Release 1996) R97 (Release 1997) R98 (Release 1998) R99 (Release 1999) Rel-4 (Release 4) Rel-5 (Release 5) Rel-6 (Release 6)

Reason for change:	# Correction to default SECURITY MODE COMMAND message	
Summary of change:	# Clause 9.1.1: <ul style="list-style-type: none"> Changed comment to the IE "Message authentication code". The value should not be arbitrary selected by the SS but instead be set to MAC-I (computed by the SS). 	
Consequences if not approved:	# Incorrect default message.	

Clauses affected:	# 9.1.1									
Other specs affected:	<table border="1" style="display: inline-table; border-collapse: collapse; text-align: center;"> <tr> <td style="width: 20px;">Y</td> <td style="width: 20px;">N</td> </tr> <tr> <td style="width: 20px;">#</td> <td style="width: 20px;">X</td> </tr> <tr> <td style="width: 20px;">#</td> <td style="width: 20px;">X</td> </tr> <tr> <td style="width: 20px;">#</td> <td style="width: 20px;">X</td> </tr> </table> Other core specifications # Test specifications # O&M Specifications #	Y	N	#	X	#	X	#	X	#
Y	N									
#	X									
#	X									
#	X									
Other comments:	#									

How to create CRs using this form:

Comprehensive information and tips about how to create CRs can be found at <http://www.3gpp.org/specs/CR.htm>. Below is a brief summary:

- 1) Fill out the above form. The symbols above marked # contain pop-up help information about the field that they are closest to.

- 2) Obtain the latest version for the release of the specification to which the change is proposed. Use the MS Word "revision marks" feature (also known as "track changes") when making the changes. All 3GPP specifications can be downloaded from the 3GPP server under <ftp://ftp.3gpp.org/specs/> For the latest version, look for the directory name with the latest date e.g. 2001-03 contains the specifications resulting from the March 2001 TSG meetings.
- 3) With "track changes" disabled, paste the entire CR form (use CTRL-A to select it) into the specification just in front of the clause containing the first piece of changed text. Delete those parts of the specification which are not relevant to the change request.

Contents of SECURITY MODE COMMAND message: AM

Information Element	Value/remark
Message Type	
RRC transaction identifier	Arbitrarily selects an integer between 0 and 3
Integrity check info	
- Message authentication code	Set to an arbitrarily selected 32-bits integer <u>MAC-I value computed by the SS.</u>
- RRC Message Sequence Number	Set to an arbitrarily selected integer between 0 and 15
Security capability	
- Ciphering algorithm capability	
- UEA0	If the UE has indicated support for ciphering algorithm UEA0 in the IE "security capability" in the RRC CONNECTION SETUP COMPLETE message, this IE is set to TRUE.
- UEA1	If the UE has indicated support for ciphering algorithm UEA1 in the IE "security capability" in the RRC CONNECTION SETUP COMPLETE message, this IE is set to TRUE.
- Spare	Spare 2-15 = FALSE
- Integrity protection algorithm capability	0000000000000010B (UIA1)
- UIA1	TRUE
- Spare	Spare 0 and Spare 2-15 = FALSE
Ciphering mode info	This presence of this IE is dependent on IXIT statements in TS 34.123-2. If ciphering is indicated to be active, this IE present with the values of the sub IEs as stated below. Else, this IE is omitted.
- Ciphering mode command	Start/restart
- Ciphering algorithm	UEA0 or UEA1. The indicated algorithm must be one of the algorithms supported by the UE as indicated in the IE "security capability" in the RRC CONNECTION SETUP COMPLETE message.
- Ciphering activation time for DPCH	Not Present
- Radio bearer downlink ciphering activation time info	
- Radio bearer activation time	
- RB identity	1
- RLC sequence number	Current RLC SN+2
- RB identity	2
- RLC sequence number	Current RLC SN+2
- RB identity	3
- RLC sequence number	Current RLC SN + 2
- RB identity	4
- RLC sequence number	Current RLC SN + 2
Integrity protection mode info	The presence of this IE is dependent on IXIT statements in TS 34.123-32. If integrity protection is indicated to be active, this IE is present with the values of the sub IEs as stated below. Else, this IE and the sub-IEs are omitted.
- Integrity protection mode command	Start
- Downlink integrity protection activation info	Not Present
- Integrity protection algorithm	UIA1
- Integrity protection initialisation number	SS selects an arbitrary 32 bits number for FRESH
CN domain identity	CS or PS
UE system specific security capability	Not Checked

3GPP TSG- T1 Meeting #18
 San Antonio, US, 10th – 14th February 2003

Tdoc # T1-030057

3GPP TSG- T1 SIG Meeting #25
 San Antonio, US, 10th – 14th February 2003

Tdoc # T1S030204

CR-Form-v7
CHANGE REQUEST
⌘ 34.108 CR 192 ⌘ rev - ⌘ Current version: 3.10.0 ⌘

For **HELP** on using this form, see bottom of this page or look at the pop-up text over the ⌘ symbols.

Proposed change affects: UICC apps ME Radio Access Network Core Network

Title:	⌘ CR to 34.108 R99; Addition of option for UL CM only in default reference CM patterns	
Source:	⌘ Ericsson	
Work item code:	⌘	Date: ⌘ 06/02/2003
Category:	⌘ F	Release: ⌘ R99
	Use <u>one</u> of the following categories: F (correction) A (corresponds to a correction in an earlier release) B (addition of feature), C (functional modification of feature) D (editorial modification) Detailed explanations of the above categories can be found in 3GPP TR 21.900 .	Use <u>one</u> of the following releases: 2 (GSM Phase 2) R96 (Release 1996) R97 (Release 1997) R98 (Release 1998) R99 (Release 1999) Rel-4 (Release 4) Rel-5 (Release 5) Rel-6 (Release 6)

Reason for change:	⌘ Option for UL CM only is missing in default reference CM patterns
Summary of change:	⌘ Tables 6.8.1, 6.8.2, 6.8.3, 6.8.4, 6.8.5, 6.8.6: <ul style="list-style-type: none"> • Added option for UL CM only case.
Consequences if not approved:	⌘ CM pattern for UL CM only case not defined.

Clauses affected:	⌘ 6.8								
Other specs affected:	<table border="1" style="display: inline-table; border-collapse: collapse; text-align: center;"> <tr> <td>Y</td> <td>N</td> </tr> <tr> <td><input type="checkbox"/></td> <td><input checked="" type="checkbox"/></td> </tr> <tr> <td><input type="checkbox"/></td> <td><input checked="" type="checkbox"/></td> </tr> <tr> <td><input type="checkbox"/></td> <td><input checked="" type="checkbox"/></td> </tr> </table> Other core specifications ⌘ Test specifications ⌘ O&M Specifications ⌘	Y	N	<input type="checkbox"/>	<input checked="" type="checkbox"/>	<input type="checkbox"/>	<input checked="" type="checkbox"/>	<input type="checkbox"/>	<input checked="" type="checkbox"/>
Y	N								
<input type="checkbox"/>	<input checked="" type="checkbox"/>								
<input type="checkbox"/>	<input checked="" type="checkbox"/>								
<input type="checkbox"/>	<input checked="" type="checkbox"/>								
Other comments:	⌘								

How to create CRs using this form:

Comprehensive information and tips about how to create CRs can be found at <http://www.3gpp.org/specs/CR.htm>. Below is a brief summary:

- 1) Fill out the above form. The symbols above marked ⌘ contain pop-up help information about the field that they are closest to.

- 2) Obtain the latest version for the release of the specification to which the change is proposed. Use the MS Word "revision marks" feature (also known as "track changes") when making the changes. All 3GPP specifications can be downloaded from the 3GPP server under <ftp://ftp.3gpp.org/specs/> For the latest version, look for the directory name with the latest date e.g. 2001-03 contains the specifications resulting from the March 2001 TSG meetings.
- 3) With "track changes" disabled, paste the entire CR form (use CTRL-A to select it) into the specification just in front of the clause containing the first piece of changed text. Delete those parts of the specification which are not relevant to the change request.

6.8 Compressed Mode Parameters

In this clause, Parameters for reference compressed mode patterns are defined which are used in signalling test cases such as inter frequency FDD measurement, inter frequency TDD measurement and inter RAT measurement in specified [1]. These parameters are defined in [30] for measurement performance tests.

Depending on UE capability, there are four methods constructed of three types using of compressed mode such as UL only, DL only and both UL and DL, and using without application of compressed for the above measurement purposes. As test requirement is the same even if the test methods are different, ICS/IXIT statement is applied to the test cases so that the test procedure and specific message contents specified in [1] can be distinguished.

6.8.1 Single compressed mode pattern

Configuration parameters in single compressed mode pattern for one type of measurement objects are described in the following sub-clauses.

6.8.1.1 Inter Frequency FDD measurement

The configuration parameters for an inter frequency FDD measurement is shown in table 6.8.1.

Table 6.8.1: Compressed mode parameters (Inter Frequency FDD measurement)

Parameter	Value	Note
TGSN (Transmission Gap Starting Slot Number)	4	
TGL1 (Transmission Gap Length 1)	7	
TGL2 (Transmission Gap Length 2)	-	Only one gap in use.
TGD (Transmission Gap Distance)	0	
TGPL1 (Transmission Gap Pattern Length)	3	
TGPL2 (Transmission Gap Pattern Length)	-	Only one pattern in use.
TGCFN (Transmission Gap Connection Frame Number):	(Current CFN + (256 – TTI/10msec))mod 256	
UL/DL compressed mode selection	DL, UL or DL & UL	32 configurations possible. DL, UL or both DL and UL & UL/DL
UL compressed mode method	SF/2	
DL compressed mode method	SF/2	
Scrambling code change	No	
RPP (Recovery period power control mode)	0	
ITP (Initial transmission power control mode)	0	

6.8.1.2 Inter Frequency TDD measurement

The configuration parameters for an inter frequency TDD measurement is shown in table 6.8.2.

Table 6.8.2: Compressed mode parameters (Inter Frequency TDD measurement)

Parameter	Value	Note
TGSN (Transmission Gap Starting Slot Number)	10	
TGL1 (Transmission Gap Length 1)	10	
TGL2 (Transmission Gap Length 2)	-	Only one gap in use.
TGD (Transmission Gap Distance)	0	
TGPL1 (Transmission Gap Pattern Length)	11	
TGPL2 (Transmission Gap Pattern Length)	-	Only one pattern in use.
TGCFN (Transmission Gap Connection Frame Number):	(Current CFN + (256 – TTI/10msec))mod 256	
UL/DL compressed mode selection	<u>DL, UL or DL</u> & UL or DL	<u>32</u> configurations possible. <u>DL, UL or both DL and UL</u> & UL / DL
UL compressed mode method	SF/2	
DL compressed mode method	Puncturing	
Scrambling code change	No	
RPP (Recovery period power control mode)	0	
ITP (Initial transmission power control mode)	0	

6.8.1.3 Inter RAT measurement (GSM - Carrier RSSI)

The configuration parameters for an inter RAT measurement (GSM – Carrier RSSI) is shown in table 6.8.3.

Table 6.8.3: Compressed mode parameters (Inter RAT measurement – GSM Carrier RSSI)

Parameter	Value	Note
TGSN (Transmission Gap Starting Slot Number)	4	
TGL1 (Transmission Gap Length 1)	7	
TGL2 (Transmission Gap Length 2)	-	Only one gap in use.
TGD (Transmission Gap Distance)	0	
TGPL1 (Transmission Gap Pattern Length)	12	
TGPL2 (Transmission Gap Pattern Length)	-	Only one pattern in use.
TGCFN (Transmission Gap Connection Frame Number):	(Current CFN + (256 – TTI/10msec))mod 256	
UL/DL compressed mode selection	<u>DL, UL or DL</u> & UL or DL	<u>32</u> configurations possible. <u>DL, UL or & both DL and UL</u> & UL / DL
UL compressed mode method	SF/2	
DL compressed mode method	SF/2	
Scrambling code change	No	
RPP (Recovery period power control mode)	0	
ITP (Initial transmission power control mode)	0	

6.8.1.4 Inter RAT measurement (GSM – Initial BSIC Identification)

The configuration parameters for an inter RAT measurement (GSM – Init BSIC Identify) is shown in table 6.8.4.

Table 6.8.4: Compressed mode parameters (Inter RAT measurement – GSM Initial BSIC Identification)

Parameter	Value	Note
TGSN (Transmission Gap Starting Slot Number)	4	
TGL1 (Transmission Gap Length 1)	7	
TGL2 (Transmission Gap Length 2)	-	Only one gap in use.
TGD (Transmission Gap Distance)	0	
TGPL1 (Transmission Gap Pattern Length)	8	
TGPL2 (Transmission Gap Pattern Length)	-	Only one pattern in use.
TGCFN (Transmission Gap Connection Frame Number):	(Current CFN + (256 – TTI/10msec))mod 256	
UL/DL compressed mode selection	<u>DL, UL or DL</u> & UL or DL	32 configurations possible. <u>DL, UL or both DL and UL</u> & UL/DL
UL compressed mode method	SF/2	
DL compressed mode method	SF/2	
Scrambling code change	No	
RPP (Recovery period power control mode)	0	
ITP (Initial transmission power control mode)	0	

6.8.1.5 Inter RAT measurement (GSM – BSIC re-confirmation)

The configuration parameters for an inter RAT measurement (GSM – BSIC re-confirmation) is shown in table 6.8.5.

Table 6.8.5: Compressed mode parameters (Inter RAT measurement – GSM BSIC re-confirmation)

Parameter	Value	Note
TGSN (Transmission Gap Starting Slot Number)	4	
TGL1 (Transmission Gap Length 1)	7	
TGL2 (Transmission Gap Length 2)	-	Only one gap in use.
TGD (Transmission Gap Distance)	0	
TGPL1 (Transmission Gap Pattern Length)	8	
TGPL2 (Transmission Gap Pattern Length)	-	Only one pattern in use.
TGCFN (Transmission Gap Connection Frame Number):	(Current CFN + (256 – TTI/10msec))mod 256	
UL/DL compressed mode selection	<u>DL, UL or DL</u> & UL or DL	32 configurations possible. <u>DL, UL or both DL and UL</u> & UL/DL
UL compressed mode method	SF/2	
DL compressed mode method	SF/2	
Scrambling code change	No	
RPP (Recovery period power control mode)	0	
ITP (Initial transmission power control mode)	0	

6.8.2 Multiple compressed mode patterns

Configuration parameters in multiple compressed mode patterns for several types of measurement objects are described in the following sub-clauses.

6.8.2.1 Inter RAT measurement GSM

The configuration parameters for an inter RAT measurement (GSM – Carrier RSSI, Initial BSIC Identification and BSIC Re-confirmation) is shown in table 6.8.6.

Table 6.8.6: Compressed mode parameters (Inter RAT measurement – GSM Carrier RSSI & Initial BSIC identification & BSIC re-confirmation)

Parameter	GSM Carrier RSSI	GSM Initial BSIC identification	GSM BSIC re-confirmation	Note
TGSN (Transmission Gap Starting Slot Number)	4	4	4	
TGL1 (Transmission Gap Length 1)	7	7	7	
TGL2 (Transmission Gap Length 2)	-	-	-	Only one gap in use.
TGD (Transmission Gap Distance)	0	0	0	
TGPL1 (Transmission Gap Pattern Length)	12	8	8	
TGPL2 (Transmission Gap Pattern Length)	-	-	-	Only one pattern in use.
TGCFN (Transmission Gap Connection Frame Number):	(Current CFN + (252 – TTI/10msec)) mod 256	(Current CFN + (254 – TTI/10msec)) mod 256	(Current CFN + (250 – TTI/10msec)) mod 256	Defined by higher layers
UL/DL compressed mode selection	DL, UL or DL & UL	DL, UL or DL & UL	DL, UL or DL & UL	32 configurations possible. <u>DL, UL or both DL and UL & UL / DL</u>
UL compressed mode method	SF/2	SF/2	SF/2	
DL compressed mode method	SF/2	SF/2	SF/2	
Scrambling code change	No	No	No	
RPP (Recovery period power control mode)	0	0	0	
ITP (Initial transmission power control mode)	0	0	0	

3GPP TSG T1 #18

Tdoc # T1-030059

3GPP TSG T1/SIG #27

Tdoc # T1S030147

San Antonio, Texas, USA, 10-14 Feb 2003

CR-Form-v7

CHANGE REQUEST

⌘ 34.108 CR 194 ⌘ rev - ⌘ Current version: 3.10.0 ⌘

For **HELP** on using this form, see bottom of this page or look at the pop-up text over the ⌘ symbols.

Proposed change affects: UICC apps ME Radio Access Network Core Network

Title: ⌘ Introduction of a Reference RB configuration of the RMC for BTFD test.

Source: ⌘ Rohde & Schwarz

Work item code: ⌘ TEI **Date:** ⌘ 05/02/2003

Category: ⌘ **F** **Release:** ⌘ R99

Use one of the following categories:

- F (correction)
- A (corresponds to a correction in an earlier release)
- B (addition of feature),
- C (functional modification of feature)
- D (editorial modification)

Detailed explanations of the above categories can be found in 3GPP [TR 21.900](#).

Use one of the following releases:

- 2 (GSM Phase 2)
- R96 (Release 1996)
- R97 (Release 1997)
- R98 (Release 1998)
- R99 (Release 1999)
- Rel-4 (Release 4)
- Rel-5 (Release 5)
- Rel-6 (Release 6)

Reason for change: ⌘ RB reference configuration for the RMC is not defined for Blind Transport Format Detection tests

Summary of change: ⌘ A reference configuration for BTFD testing is added to section 9.2.1

Note that this document was originally presented as T1S030120. This revision adds 2 more TFCs to the configuration.

Consequences if not approved: ⌘ Ambiguous results if different configurations are used in test systems.

Clauses affected: ⌘ 9.2.1

	Y	N	
Other specs Affected:		X	Other core specifications
		X	Test specifications
		X	O&M Specifications

Other comments: ⌘

How to create CRs using this form:

Comprehensive information and tips about how to create CRs can be found at <http://www.3gpp.org/specs/CR.htm>. Below is a brief summary:

- 1) Fill out the above form. The symbols above marked ⌘ contain pop-up help information about the field that they are closest to.

- 2) Obtain the latest version for the release of the specification to which the change is proposed. Use the MS Word "revision marks" feature (also known as "track changes") when making the changes. All 3GPP specifications can be downloaded from the 3GPP server under <ftp://ftp.3gpp.org/specs/> For the latest version, look for the directory name with the latest date e.g. 2001-03 contains the specifications resulting from the March 2001 TSG meetings.
- 3) With "track changes" disabled, paste the entire CR form (use CTRL-A to select it) into the specification just in front of the clause containing the first piece of changed text. Delete those parts of the specification which are not relevant to the change request.

9.2 Default Message Contents for RF

This clause contains the default values of common messages for RF test. The parameters of the UL/DL reference measurement channel 12.2kbps, [the DL reference measurement channel for BTFD](#), UE test loop mode 1 without Dummy DCCH transmission and UE test loop mode 2 with Dummy DCCH transmission are set to default message contents.

9.2.1 Default Message Contents for RF (FDD)

[New Section](#)

Contents of RADIO BEARER SETUP message: BTFD RMC

Information Element	Value/remark
<p><u>Message Type</u> <u>RRC transaction identifier</u> <u>Integrity check info</u></p> <p>_____ - <u>message authentication code</u></p> <p>_____ - <u>RRC message sequence number</u></p> <p><u>Integrity protection mode info</u> <u>Ciphering mode info</u></p> <p>_____ - <u>Ciphering mode command</u> _____ - <u>Ciphering algorithm</u> _____ - <u>Ciphering activation time for DPCH</u> _____ - <u>Radio bearer downlink ciphering activation time info</u></p> <p><u>Activation time</u> <u>New U-RNTI</u> <u>New C-RNTI</u> <u>RRC State indicator</u> <u>UTRAN DRX cycle length coefficient</u> <u>CN information info</u> <u>URA identity</u> <u>Signalling RB information to setup</u></p>	<p><u>Arbitrarily selects an integer between 0 and 3</u> <u>The presence of this IE is dependent on IXIT statements in TS 34.123-2. If integrity protection is indicated to be active, this IE is present with the values of the sub IEs as stated below. Else, this IE and the sub-IEs are omitted.</u> <u>SS calculates the value of MAC-I for this message and writes to this IE.</u> <u>SS provides the value of this IE, from its internal counter.</u> <u>Not Present</u> <u>The presence of this IE is dependent on IXIT statements in TS 34.123-2. If ciphering is indicated to be active, this IE present with the values of the sub IEs as stated below. Else, this IE is omitted.</u> <u>Start/restart</u> <u>Use one of the supported ciphering algorithms</u> <u>Set by operator</u> <u>Not Present</u></p> <p><u>Set by operator</u> <u>Not Present</u> <u>Not Present</u> <u>CELL_DCH</u> <u>Not Present</u> <u>Not Present</u> <u>Not Present</u> <u>Not Present</u></p>
<p><u>RAB information for setup</u></p> <p>_____ - <u>RAB info</u> _____ - <u>RAB identity</u> _____ - <u>CN domain identity</u> _____ - <u>NAS Synchronization Indicator</u> _____ - <u>Re-establishment timer</u> _____ - <u>RB information to setup</u> _____ - <u>RB identity</u> _____ - <u>PDCP info</u> _____ - <u>CHOICE RLC info type</u> _____ - <u>CHOICE Uplink RLC mode</u> _____ - <u>Transmission RLC discard</u> _____ - <u>Segmentation indication</u> _____ - <u>CHOICE Downlink RLC mode</u> _____ - <u>Segmentation indication</u> _____ - <u>RB mapping info</u> _____ - <u>Information for each multiplexing option</u> _____ - <u>RLC logical channel mapping indicator</u> _____ - <u>Number of uplink RLC logical channels</u> _____ - <u>Uplink transport channel type</u> _____ - <u>UL Transport channel identity</u> _____ - <u>Logical channel identity</u> _____ - <u>CHOICE RLC size list</u> _____ - <u>MAC logical channel priority</u> _____ - <u>Downlink RLC logical channel info</u> _____ - <u>Number of downlink RLC logical channels</u> _____ - <u>Downlink transport channel type</u> _____ - <u>DL DCH Transport channel identity</u> _____ - <u>DL DSCH Transport channel identity</u> _____ - <u>Logical channel identity</u></p>	<p><u>0000 0001B</u> <u>CS domain</u> <u>Not Present</u> <u>UseT314</u></p> <p><u>10</u> <u>Not Present</u> <u>RLC info</u> <u>TM RLC</u> <u>Not Present</u> <u>FALSE</u> <u>TM RLC</u> <u>FALSE</u></p> <p><u>Not Present</u> <u>1</u> <u>DCH</u> <u>1</u> <u>Not Present</u> <u>Configured</u> <u>1</u> <u>1</u> <u>DCH</u> <u>6</u> <u>Not Present</u> <u>Not Present</u></p>
<p><u>RB information to be affected</u> <u>Downlink counter synchronisation info</u></p>	<p><u>Not Present</u> <u>Not Present</u></p>
<p></p>	<p><u>RMC for BTFD</u></p>
<p><u>UL Transport channel information for all transport channels</u></p> <p>_____ - <u>PRACH TFCS</u></p>	<p><u>Not Present</u></p>

<u>Information Element</u>	<u>Value/remark</u>
- CHOICE mode	FDD
- TFC subset	Not Present
- UL DCH TFCS	
- CHOICE TFCI signalling	Normal
- TFCI Field 1 information	
- CHOICE TFCS representation	Complete reconfiguration
- TFCS complete reconfigure information	
- CHOICE CTFC Size	ctfc6Bit
- ctfc6Bit	22
- ctfc6	0
-powerOffsetInformation(OP)	
-gainFactorInformation	ComputedGainFactors
- Reference TFC ID	0
- ctfc6	11
-powerOffsetInformation(OP)	
-gainFactorInformation	ComputedGainFactors
- Reference TFC ID	0
- ctfc6	1
-powerOffsetInformation(OP)	
-gainFactorInformation	ComputedGainFactors
- Reference TFC ID	0
- ctfc6	12
-powerOffsetInformation(OP)	
-gainFactorInformation	SignalledGainFactors
-modeSpecificInfo	Fdd
-fdd	
- Gain factor βc	8
- Gain factor βd	15
- Reference TFC ID	0
- ctfc6	2
-powerOffsetInformation(OP)	
-gainFactorInformation	ComputedGainFactors
- Reference TFC ID	0
- ctfc6	13
-powerOffsetInformation(OP)	
-gainFactorInformation	ComputedGainFactors
- Reference TFC ID	0
- ctfc6	3
-powerOffsetInformation(OP)	
-gainFactorInformation	ComputedGainFactors
- Reference TFC ID	0
- ctfc6	14
-powerOffsetInformation(OP)	
-gainFactorInformation	ComputedGainFactors
- Reference TFC ID	0
- ctfc6	4
-powerOffsetInformation(OP)	
-gainFactorInformation	ComputedGainFactors
- Reference TFC ID	0
- ctfc6	15
-powerOffsetInformation(OP)	
-gainFactorInformation	ComputedGainFactors
- Reference TFC ID	0
- ctfc6	5
-powerOffsetInformation(OP)	
-gainFactorInformation	ComputedGainFactors
- Reference TFC ID	0
- ctfc6	16
-powerOffsetInformation(OP)	
-gainFactorInformation	ComputedGainFactors
- Reference TFC ID	0
- ctfc6	6
-powerOffsetInformation(OP)	
-gainFactorInformation	ComputedGainFactors

<u>Information Element</u>	<u>Value/remark</u>
- Reference TFC ID	0
- ctfc6	17
-powerOffsetInformation(OP)	
-gainFactorInformation	ComputedGainFactors
- Reference TFC ID	0
- ctfc6	7
-powerOffsetInformation(OP)	
-gainFactorInformation	ComputedGainFactors
- Reference TFC ID	0
- ctfc6	18
-powerOffsetInformation(OP)	
-gainFactorInformation	ComputedGainFactors
- Reference TFC ID	0
- ctfc6	8
-powerOffsetInformation(OP)	
-gainFactorInformation	ComputedGainFactors
- Reference TFC ID	0
- ctfc6	19
-powerOffsetInformation(OP)	
-gainFactorInformation	ComputedGainFactors
- Reference TFC ID	0
- ctfc6	9
-powerOffsetInformation(OP)	
-gainFactorInformation	ComputedGainFactors
- Reference TFC ID	0
- ctfc6	20
-powerOffsetInformation(OP)	
-gainFactorInformation	ComputedGainFactors
- Reference TFC ID	0
- ctfc6	10
-powerOffsetInformation(OP)	
-gainFactorInformation	ComputedGainFactors
- Reference TFC ID	0
- ctfc6	21
-powerOffsetInformation(OP)	
-gainFactorInformation	ComputedGainFactors
- Reference TFC ID	0
<u>Added or Reconfigured UL TrCH information</u>	
-ul-AddReconfTransChInfoList	1
- Uplink transport channel type	DCH
- UL Transport channel identity	1
- TFS	
- CHOICE Transport channel type	Dedicated transport channels
-DedicatedDynamicTF-Info	
RLC size	256
-numberOfTbSizeList	
-NumberOfTransportBlocks	Zero
-NumberOfTransportBlocks	One
- Choice Logical Channel List	ALL
RLC size	216
-numberOfTbSizeList	
-NumberOfTransportBlocks	One
RLC size	171
- Choice Logical Channel List	ALL
-numberOfTbSizeList	
-NumberOfTransportBlocks	One
- Choice Logical Channel List	ALL
RLC size	160
-numberOfTbSizeList	
-NumberOfTransportBlocks	One
- Choice Logical Channel List	ALL
RLC size	146
-numberOfTbSizeList	
-NumberOfTransportBlocks	one

<u>Information Element</u>	<u>Value/remark</u>
- Choice Logical Channel List	ALL
RLC size	130
-numberOfTbSizeList	
-NumberOfTransportBlocks	one
- Choice Logical Channel List	ALL
RLC size	115
-numberOfTbSizeList	
-NumberOfTransportBlocks	one
- Choice Logical Channel List	ALL
RLC size	107
-numberOfTbSizeList	
-NumberOfTransportBlocks	one
- Choice Logical Channel List	ALL
RLC size	51
-numberOfTbSizeList	
-NumberOfTransportBlocks	one
- Choice Logical Channel List	ALL
RLC size	12
-numberOfTbSizeList	
-NumberOfTransportBlocks	one
- Choice Logical Channel List	ALL
-Semistatic Transport Format Information	
-Transmission Time interval	20 ms
-channelCodingType	Convolutional
-convolutional	1/3
- Rate matching attribute	256
- CRC size	0
DL Transport channel information common for all transport channel	
- SCCPCH TFCS	Not Present
- CHOICE mode	FDD
- CHOICE DL parameters	Explicit
- DL DCH TFCS	
- CHOICE TFCS signalling	Normal
- TFCS Field 1 information	
- CHOICE TFCS representation	Complete reconfiguration
- TFCS complete reconfigure information	
- CHOICE CTFC Size	Ctfc6Bit
- ctfc6Bit	20
- ctfc6	9
- ctfc6	19
- ctfc6	10
- ctfc6	1
- ctfc6	11
- ctfc6	2
- ctfc6	12
- ctfc6	3
- ctfc6	13
- ctfc6	4
- ctfc6	14
- ctfc6	5
- ctfc6	15
- ctfc6	6
- ctfc6	16
- ctfc6	7
- ctfc6	17
- ctfc6	8
- ctfc6	18
Deleted DL TrCH information	Not Present
Added or Reconfigured DL TrCH information	
-dl-AddReconfTransChInfoList(OP)	1
- Downlink transport channel type	DCH

<u>Information Element</u>	<u>Value/remark</u>
- DL Transport channel identity	6
- CHOICE DL parameters	Explicit
- TFS	
- CHOICE Transport channel type	Dedicated transport channels
-DedicatedDynamicTF-Info	
RLC size	244
-numberOfTbSizeList	
-NumberOfTransportBlocks	One
- Choice Logical Channel List	ALL
RLC size	204
-numberOfTbSizeList	
-NumberOfTransportBlocks	One
RLC size	159
- Choice Logical Channel List	ALL
-numberOfTbSizeList	
-NumberOfTransportBlocks	One
- Choice Logical Channel List	ALL
RLC size	148
-numberOfTbSizeList	
-NumberOfTransportBlocks	One
- Choice Logical Channel List	ALL
RLC size	134
-numberOfTbSizeList	
-NumberOfTransportBlocks	one
- Choice Logical Channel List	ALL
RLC size	118
-numberOfTbSizeList	
-NumberOfTransportBlocks	one
- Choice Logical Channel List	ALL
RLC size	103
-numberOfTbSizeList	
-NumberOfTransportBlocks	one
- Choice Logical Channel List	ALL
RLC size	95
-numberOfTbSizeList	
-NumberOfTransportBlocks	one
- Choice Logical Channel List	ALL
RLC size	39
-numberOfTbSizeList	
-NumberOfTransportBlocks	one
- Choice Logical Channel List	ALL
RLC size	0
-numberOfTbSizeList	
-NumberOfTransportBlocks	one
- Choice Logical Channel List	ALL
-Semistatic Transport Format Information	
-Transmission Time interval	20 ms
-channelCodingType	Convolutional
-convolutional	1/3
- Rate matching attribute	256
- CRC size	12
- DCH quality target	
- BLER Quality value	-2.0
- Transparent mode signalling info	Not Present
Frequency info	Not Present
Maximum allowed UL TX power	33 dBm
CHOICE channel requirement	Uplink DPCH info
- Uplink DPCH power control info	
- DPCH power offset	0
- PC Preamble	1 frame
- SRB delay	7 frames
- Power Control Algorithm	Algorithm1

<u>Information Element</u>	<u>Value/remark</u>
- TPC step size	1dB
- Scrambling code type	Long
- Scrambling code number	0
- Number of DPDCH	1
- spreading factor	64
- TFCl existence	TRUE
- Number of FBI bit	Not Present(0)
- Puncturing Limit	1
CHOICE Mode	FDD
- Downlink PDSCH information	Not Present(0)
Downlink information common for all radio links	
- Downlink DPCH info common for all RL	FDD
- Timing indicator	Maintain
- CFN-targetSFN frame offset	Not Present
- Downlink DPCH power control information	
- DPC mode	0 (single)
- CHOICE mode	FDD
- Power offset $P_{\text{Pilot-DPCH}}$	0
- DL rate matching restriction information	Not Present
- Spreading factor	128
- Number of bits for Pilot bits(SF=128,256)	4
- Fixed or Flexible Position	Fixed
- TFCl existence	FALSE
- DPCH compressed mode info	Not Present
- TX Diversity mode	None
- SSDT information	Not Present
- Default DPCH Offset Value	Not Present
Downlink information for each radio link list	
- Primary CPICH info	Not Present
- Primary scrambling code	100
- PDSCH with SHO DCH info	Not Present
- PDSCH code mapping	Not Present
- Downlink DPCH info for each RL	
- Primary CPICH usage for channel estimation	Primary CPICH may be used
- DPCH frame offset	Set to value Default DPCH Offset Value (as currently stored in SS) mod 38400
- Secondary CPICH info	Not Present
- DL channelisation code	
- Secondary scrambling code	0
- Spreading factor	128
- Code number	Set to value stored in SS
- Scrambling code change	No change
- TPC combination index	0
- SSDT Cell Identity	Not Present
- Closed loop timing adjustment mode	Not Present
- SCCPCH information for FACH	Not Present

CHANGE REQUEST

34.108 CR 196 # rev **-** # Current version: **3.10.0**

For **HELP** on using this form, see bottom of this page or look at the pop-up text over the # symbols.

Proposed change affects: UICC apps# ME Radio Access Network Core Network

Title:	# CR to 34.108 R99; Update of the RRC connection request messages		
Source:	# T1 SIG		
Work item code:	#	Date:	# 07/02/2003
Category:	# F	Release:	# R99
Use <u>one</u> of the following categories: F (correction) A (corresponds to a correction in an earlier release) B (addition of feature), C (functional modification of feature) D (editorial modification) Detailed explanations of the above categories can be found in 3GPP TR 21.900 .		Use <u>one</u> of the following releases: 2 (GSM Phase 2) R96 (Release 1996) R97 (Release 1997) R98 (Release 1998) R99 (Release 1999) Rel-4 (Release 4) Rel-5 (Release 5) Rel-6 (Release 6)	

Reason for change:	# RAN2 has defined an additional optional IE for early mobile handling in the core specification TS5.331. This was approved in the CR 1758 in December 02.
Summary of change:	# Update of the specification according to the RAN CR 1758
Consequences if not approved:	# Default messages not consistent with core specification TS25.331

Clauses affected:	# 7.1.2.4.2, 9.1.1 and 9.1.2						
Other specs affected:	<table border="1" style="display: inline-table; border-collapse: collapse;"> <tr> <td style="padding: 2px;">Y</td> <td style="padding: 2px;">N</td> </tr> <tr> <td style="text-align: center; padding: 2px;"><input checked="" type="checkbox"/></td> <td style="text-align: center; padding: 2px;"><input type="checkbox"/></td> </tr> </table>	Y	N	<input checked="" type="checkbox"/>	<input type="checkbox"/>	Other core specifications	#
	Y	N					
	<input checked="" type="checkbox"/>	<input type="checkbox"/>					
<input checked="" type="checkbox"/>	Test specifications	#					
<input checked="" type="checkbox"/>	O&M Specifications	#					
Other comments:	#						

How to create CRs using this form:

Comprehensive information and tips about how to create CRs can be found at <http://www.3gpp.org/specs/CR.htm>. Below is a brief summary:

- 1) Fill out the above form. The symbols above marked # contain pop-up help information about the field that they are closest to.
- 2) Obtain the latest version for the release of the specification to which the change is proposed. Use the MS Word "revision marks" feature (also known as "track changes") when making the changes. All 3GPP specifications can be downloaded from the 3GPP server under <ftp://ftp.3gpp.org/specs/> For the latest version, look for the directory name with the latest date e.g. 2001-03 contains the specifications resulting from the March 2001 TSG meetings.

- 3) With "track changes" disabled, paste the entire CR form (use CTRL-A to select it) into the specification just in front of the clause containing the first piece of changed text. Delete those parts of the specification which are not relevant to the change request.

<Start of modified section within Clause 7.1.2.4.2>

7.1.2.4.2 RRC CONNECTION REQUEST

This message is sent by the UE to the SS using the TM-RLC SAP. It is sent on the CCCH Logical channel.

Information Element			Value/Remark
Message Type			RRC CONNECTION REQUEST
UE information elements			
Initial UE identity	TMSI and LAI	TMSI (GSM-MAP)	As specified during Registration procedure
		LAI (GSM-MAP)	As specified by default 1 cell environment
Initial UE capability	Maximum number of AM entities		As declared in UE ICS
Establishment cause			As appropriate
Protocol error indicator			FALSE
>UE Specific Behaviour Information 1 idle			This IE will not be checked by default, but in specific test case
Measurement information elements			
Measured results on RACH			Not checked

<End of modified section>

<Start of next modified section 9.1.1>

Contents of RRC CONNECTION REQUEST message: TM

Information Element	Value/remark
Message Type	
Initial UE identity	
- CHOICE UE id type	
- TMSI and LAI (GSM-MAP)	Set to the UE's TMSI and LAI.
Establishment cause	To be checked against requirement if specified
Protocol error indicator	FALSE
UE Specific Behaviour Information 1 idle	This IE will not be checked by default, but in specific test case
Measured results on RACH	To be checked against requirement if specified

<End of modified section>

<Start of next modified section 9.1.2>

Contents of RRC CONNECTION REQUEST message: TM

Information Element	Value/remark
Message Type Initial UE identity - CHOICE UE id type - IMSI (GSM-MAP) Establishment cause Protocol error indicator UE Specific Behaviour Information 1 idle Measured results on RACH	Set to the UE's IMSI (GSM-MAP) or TMSI. To be checked against requirement if specified FALSE This IE will not be checked by default, but in specific test case Not checked

<End of modified section>

CHANGE REQUEST

⌘ **34.108 CR 199** ⌘ rev **-** ⌘ Current version: **3.10.0** ⌘

For **HELP** on using this form, see bottom of this page or look at the pop-up text over the ⌘ symbols.

Proposed change affects: ⌘ (U)SIM ME/UE Radio Access Network Core Network

Title:	⌘ Update of default parameters for 1 to 8 cell environments (TDD), clause 6.1.4		
Source:	⌘ Siemens AG		
Work item code:	⌘	Date:	⌘ 2 nd February 2003
Category:	⌘ F	Release:	⌘ R99
	Use <u>one</u> of the following categories: F (essential correction) A (corresponds to a correction in an earlier release) B (Addition of feature), C (Functional modification of feature) D (Editorial modification) Detailed explanations of the above categories can be found in 3GPP TR 21.900.		Use <u>one</u> of the following releases: 2 (GSM Phase 2) R96 (Release 1996) R97 (Release 1997) R98 (Release 1998) R99 (Release 1999) REL-4 (Release 4) REL-5 (Release 5)

Reason for change:	⌘ Reflect the update of SIBs done for FDD mode in the parameters for 1 to 8 cell environments
Summary of change:	⌘ <ul style="list-style-type: none"> - Contents of System Information Block type 11 for cells (TDD) included - References to clause 6.10 are corrected. Clause 6 is included to specify in only one reference 3.84 Mcps option and 1.28 Mcps option.
Consequences if not approved:	⌘ Test cases included in TS34.123-1 do not work properly.

Clauses affected:	⌘ 6.1.4	
Other specs affected:	⌘ <input type="checkbox"/> Other core specifications ⌘ <input checked="" type="checkbox"/> Test specifications ⌘ <input type="checkbox"/> O&M Specifications	⌘
Other comments:	⌘ Reference: T1-020711 (CR approved at T1#17 meeting)	

6.1.4 Default parameters for 1 to 8 cell environments

Default settings for cell No.1 (FDD):

Downlink input level	Reference clause 6.10 Parameter Set
Uplink output power	Minimum supported by the UE's power class.
PCCPCH/PCPICH carrier number	Reference clause 6.10 Parameter Set
Cell Channel Description	
- Primary CPICH info	
- Primary scrambling code	100

Contents of System Information Block type 11 for cell No.1 (FDD)

See sub-clause 6.1.0b for contents of System Information Block type 11 (FDD) for cell 1.

Contents of System Information Block type 12 in connected mode for cell No.1 (FDD)

See sub-clause 6.1.0b for contents of System Information Block type 12 (FDD) for cell 1.

Default settings for cell No.1 (TDD):

Downlink input level	Reference clause 6.40 Parameter Set
Uplink output power	Minimum supported by the UE's power class.
PCCPCH/PCPICH carrier number	Reference clause 6.40 Parameter Set
Cell Channel Description	
- Primary CCPCH info	
- Cell parameters ID	0

[Contents of System Information Block type 11 for cell No.1 \(TDD\)](#)

[See sub-clause 6.1.0b for contents of System Information Block type 11 \(TDD\) for cell 1.](#)

[Contents of System Information Block type 12 in connected mode for cell No.1 \(TDD\)](#)

[See sub-clause 6.1.0b for contents of System Information Block type 12 \(TDD\) for cell 1.](#)

Cell No.2

The contents of SYSTEM INFORMATION BLOCK TYPE 1 to 16 messages for cell No.2 are identical to those of cell No.1 with the following exceptions:

Cell identity	0000 0000 0000 0000 0000 0000 0010B
URA identity	0000 0000 0000 0001B

Default settings for cell No.2 (FDD):

Downlink input level	Reference clause 6.10 Parameter Set
Uplink output power	Minimum supported by the UE's power class.
PCCPCH/PCPICH carrier number	Reference clause 6.10 Parameter Set
Cell Channel Description	
- Primary CPICH info	
- Primary scrambling code	150

Contents of System Information Block type 11 for cell No.2 (FDD)

<p>- Intra-frequency measurement system information</p> <p>....</p> <ul style="list-style-type: none"> - New intra-frequency cells - Intra-frequency cell id - Cell info <ul style="list-style-type: none"> - Intra-frequency cell id - Cell info <ul style="list-style-type: none"> - Intra-frequency cell id - Cell info <ul style="list-style-type: none"> - Intra-frequency cell id - Cell info <ul style="list-style-type: none"> - Intra-frequency cell id - Cell info <p>.....</p> <p>- Inter-frequency measurement system information</p> <p>.....</p> <ul style="list-style-type: none"> - New inter-frequency cells - Inter frequency cell id - Frequency info <ul style="list-style-type: none"> - Cell info <ul style="list-style-type: none"> - Inter frequency cell id - Frequency info <ul style="list-style-type: none"> - Cell info <ul style="list-style-type: none"> - Inter frequency cell id - Frequency info <ul style="list-style-type: none"> - Cell info <p>.....</p>	<p>2</p> <p>Same content as specified for Intra-frequency cell id=1 (serving cell) in SIB11 for Cell 1 in sub-clause 6.1.0b with the exception that value for Primary scrambling code shall be according to clause titled "Default settings for cell No.2 (FDD)" in clause 6.1.4</p> <p>1</p> <p>Same content as specified for Intra-frequency cell id=2 in SIB11 for Cell 1 in sub-clause 6.1.0b with the exception that value for Primary scrambling code shall be according to clause titled "Default settings for cell No.1 (FDD)" in clause 6.1.4</p> <p>3</p> <p>Same content as specified for Intra-frequency cell id=3 in SIB11 for Cell 1 in sub-clause 6.1.0b</p> <p>7</p> <p>Same content as specified for Intra-frequency cell id=7 in SIB11 for Cell 1 in sub-clause 6.1.0b</p> <p>8</p> <p>Same content as specified for Intra-frequency cell id=8 in SIB11 for Cell 1 in sub-clause 6.1.0b</p> <p>4</p> <p>Same content as specified for Inter-frequency cell id=4 in SIB11 for Cell 1 in sub-clasue 6.1.0b</p> <p>Same content as specified for Inter-frequency cell id=4 in SIB11 for Cell 1 in sub-clasue 6.1.0b</p> <p>5</p> <p>Same content as specified for Inter-frequency cell id=5 in SIB11 for Cell 1 in sub-clasue 6.1.0b</p> <p>Same content as specified for Inter-frequency cell id=5 in SIB11 for Cell 1 in sub-clasue 6.1.0b</p> <p>6</p> <p>Same content as specified for Inter-frequency cell id=6 in SIB11 for Cell 1 in sub-clasue 6.1.0b</p> <p>Same content as specified for Inter-frequency cell id=6 in SIB11 for Cell 1 in sub-clasue 6.1.0b</p>
---	---

Default settings for cell No.2 (TDD):

<p>Downlink input level</p> <p>Uplink output power</p> <p>PCCPCH/PCPICH carrier number</p> <p>Cell Channel Description</p> <ul style="list-style-type: none"> - Primary CCPCH info - Cell parameters ID 	<p>Reference clause 6.10-Parameter Set</p> <p>Minimum supported by the UE's power class.</p> <p>Reference clause 6.10-Parameter Set</p> <p>4</p>
---	---

Contents of System Information Block type 11 for cell No.2 (TDD)

<p><u>- Intra-frequency measurement system information</u></p> <p>....</p> <p>- <u>New intra-frequency cells</u></p> <p>- <u>Intra-frequency cell id</u></p> <p>- <u>Cell info</u></p> <p>- <u>Intra-frequency cell id</u></p> <p>- <u>Cell info</u></p> <p>- <u>Intra-frequency cell id</u></p> <p>- <u>Cell info</u></p> <p>- <u>Intra-frequency cell id</u></p> <p>- <u>Cell info</u></p> <p>- <u>Intra-frequency cell id</u></p> <p>- <u>Cell info</u></p>	<p><u>2</u></p> <p>Same content as specified for Intra-frequency cell id=1 (serving cell) in SIB11 for Cell 1 in sub-clause 6.1.0b with the exception that value for Primary scrambling code shall be according to clause titled "Default settings for cell No.2 (TDD)" in clause 6.1.4</p> <p><u>1</u></p> <p>Same content as specified for Intra-frequency cell id=2 in SIB11 for Cell 1 in sub-clause 6.1.0b with the exception that value for Primary scrambling code shall be according to clause titled "Default settings for cell No.1 (TDD)" in clause 6.1.4</p> <p><u>3</u></p> <p>Same content as specified for Intra-frequency cell id=3 in SIB11 for Cell 1 in sub-clause 6.1.0b</p> <p><u>7</u></p> <p>Same content as specified for Intra-frequency cell id=7 in SIB11 for Cell 1 in sub-clause 6.1.0b</p> <p><u>8</u></p> <p>Same content as specified for Intra-frequency cell id=8 in SIB11 for Cell 1 in sub-clause 6.1.0b</p>
<p>.....</p> <p><u>- Inter-frequency measurement system information</u></p> <p>.....</p> <p>- <u>New inter-frequency cells</u></p> <p>- <u>Inter frequency cell id</u></p> <p>- <u>Frequency info</u></p> <p>- <u>Cell info</u></p> <p>- <u>Inter frequency cell id</u></p> <p>- <u>Frequency info</u></p> <p>- <u>Cell info</u></p> <p>- <u>Inter frequency cell id</u></p> <p>- <u>Frequency info</u></p> <p>- <u>Cell info</u></p>	<p><u>4</u></p> <p>Same content as specified for Inter-frequency cell id=4 in SIB11 for Cell 1 in sub-clasue 6.1.0b</p> <p>Same content as specified for Inter-frequency cell id=4 in SIB11 for Cell 1 in sub-clasue 6.1.0b</p> <p><u>5</u></p> <p>Same content as specified for Inter-frequency cell id=5 in SIB11 for Cell 1 in sub-clasue 6.1.0b</p> <p>Same content as specified for Inter-frequency cell id=5 in SIB11 for Cell 1 in sub-clasue 6.1.0b</p> <p><u>6</u></p> <p>Same content as specified for Inter-frequency cell id=6 in SIB11 for Cell 1 in sub-clasue 6.1.0b</p> <p>Same content as specified for Inter-frequency cell id=6 in SIB11 for Cell 1 in sub-clasue 6.1.0b</p>

Cell No.3

The contents of SYSTEM INFORMATION BLOCK TYPE 1 to 16 messages for cell No.3 are identical to those of cell No.1 with the following exceptions:

Cell identity	0000 0000 0000 0000 0000 0000 0011B
URA identity	0000 0000 0000 0010B

Default settings for cell No.3 (FDD):

<p>Downlink input level</p> <p>Uplink output power</p> <p>PCCPCH/PCPICH carrier number</p> <p>Cell Channel Description</p> <p>- Primary CPICH info</p> <p>- Primary scrambling code</p>	<p>Reference clause 6.10 Parameter Set</p> <p>Minimum supported by the UE's power class.</p> <p>Reference clause 6.10 Parameter Set</p> <p>200</p>
---	---

Contents of System Information Block type 11 for cell No.3 (FDD)

<p>- Intra-frequency measurement system information</p> <p>.....</p> <ul style="list-style-type: none"> - New intra-frequency cells - Intra-frequency cell id - Cell info <ul style="list-style-type: none"> - Intra-frequency cell id - Cell info <ul style="list-style-type: none"> - Intra-frequency cell id - Cell info <ul style="list-style-type: none"> - Intra-frequency cell id - Cell info <ul style="list-style-type: none"> - Intra-frequency cell id - Cell info <p>.....</p> <p>- Inter-frequency measurement system information</p> <p>.....</p> <ul style="list-style-type: none"> - New inter-frequency cells - Inter frequency cell id - Frequency info <ul style="list-style-type: none"> - Cell info <ul style="list-style-type: none"> - Inter frequency cell id - Frequency info <ul style="list-style-type: none"> - Cell info <ul style="list-style-type: none"> - Inter frequency cell id - Frequency info <ul style="list-style-type: none"> - Cell info <p>.....</p>	<p>3</p> <p>Same content as specified for Intra-frequency cell id=1 (serving cell) in SIB11 for Cell 1 in sub-clause 6.1.0b with the exception that value for Primary scrambling code shall be according to clause titled "Default settings for cell No.3 (FDD)" in clause 6.1.4</p> <p>1</p> <p>Same content as specified for Intra-frequency cell id=2 (neighbour cell) in SIB11 for Cell 1 in sub-clause 6.1.0b with the exception that value for Primary scrambling code shall be according to clause titled "Default settings for cell No.1 (FDD)" in clause 6.1.4</p> <p>2</p> <p>Same content as specified for Intra-frequency cell id=2 in SIB11 for Cell 1 in sub-clause 6.1.0b</p> <p>7</p> <p>Same content as specified for Intra-frequency cell id=7 in SIB11 for Cell 1 in sub-clause 6.1.0b</p> <p>8</p> <p>Same content as specified for Intra-frequency cell id=8 in SIB11 for Cell 1 in sub-clause 6.1.0b</p> <p>4</p> <p>Same content as specified for Inter-frequency cell id=4 in SIB11 for Cell 1 in sub-clasue 6.1.0b</p> <p>Same content as specified for Inter-frequency cell id=4 in SIB11 for Cell 1 in sub-clasue 6.1.0b</p> <p>5</p> <p>Not Present</p> <p>Absence of this IE is equivalent to value of the previous "frequency info" in the list.</p> <p>Same content as specified for Inter-frequency cell id=5 in SIB11 for Cell 1 in sub-clasue 6.1.0b</p> <p>6</p> <p>Not Present</p> <p>Absence of this IE is equivalent to value of the previous "frequency info" in the list.</p> <p>Same content as specified for Inter-frequency cell id=6 in SIB11 for Cell 1 in sub-clasue 6.1.0b</p>
---	--

Default settings for cell No.3 (TDD):

<ul style="list-style-type: none"> Downlink input level Uplink output power PCCPCH/PCPICH carrier number Cell Channel Description <ul style="list-style-type: none"> - Primary CCPCH info - Cell parameters ID 	<p>Reference clause 6.10 Parameter Set</p> <p>Minimum supported by the UE's power class.</p> <p>Reference clause 6.10 Parameter Set</p> <p>8</p>
---	---

Contents of System Information Block type 11 for cell No.3 (TDD)

<p><u>- Intra-frequency measurement system information</u></p> <p>....</p> <p>- <u>New intra-frequency cells</u></p> <p>- <u>Intra-frequency cell id</u></p> <p>- <u>Cell info</u></p> <p>- <u>Intra-frequency cell id</u></p> <p>- <u>Cell info</u></p> <p>- <u>Intra-frequency cell id</u></p> <p>- <u>Cell info</u></p> <p>- <u>Intra-frequency cell id</u></p> <p>- <u>Cell info</u></p> <p>- <u>Intra-frequency cell id</u></p> <p>- <u>Cell info</u></p>	<p><u>3</u></p> <p>Same content as specified for Intra-frequency cell id=1 (serving cell) in SIB11 for Cell 1 in sub-clause 6.1.0b with the exception that value for Primary scrambling code shall be according to clause titled "Default settings for cell No.3 (TDD)" in clause 6.1.4</p> <p><u>1</u></p> <p>Same content as specified for Intra-frequency cell id=2 (neighbour cell) in SIB11 for Cell 1 in sub-clause 6.1.0b with the exception that value for Primary scrambling code shall be according to clause titled "Default settings for cell No.1 (TDD)" in clause 6.1.4</p> <p><u>2</u></p> <p>Same content as specified for Intra-frequency cell id=2 in SIB11 for Cell 1 in sub-clause 6.1.0b</p> <p><u>7</u></p> <p>Same content as specified for Intra-frequency cell id=7 in SIB11 for Cell 1 in sub-clause 6.1.0b</p> <p><u>8</u></p> <p>Same content as specified for Intra-frequency cell id=8 in SIB11 for Cell 1 in sub-clause 6.1.0b</p>
<p>.....</p> <p><u>- Inter-frequency measurement system information</u></p> <p>.....</p> <p>- <u>New inter-frequency cells</u></p> <p>- <u>Inter frequency cell id</u></p> <p>- <u>Frequency info</u></p> <p>- <u>Cell info</u></p> <p>- <u>Inter frequency cell id</u></p> <p>- <u>Frequency info</u></p> <p>- <u>Cell info</u></p> <p>- <u>Inter frequency cell id</u></p> <p>- <u>Frequency info</u></p> <p>- <u>Cell info</u></p> <p>.....</p>	<p><u>4</u></p> <p>Same content as specified for Inter-frequency cell id=4 in SIB11 for Cell 1 in sub-clause 6.1.0b</p> <p>Same content as specified for Inter-frequency cell id=4 in SIB11 for Cell 1 in sub-clause 6.1.0b</p> <p><u>5</u></p> <p><u>Not Present</u></p> <p>Absence of this IE is equivalent to value of the previous "frequency info" in the list.</p> <p>Same content as specified for Inter-frequency cell id=5 in SIB11 for Cell 1 in sub-clause 6.1.0b</p> <p><u>6</u></p> <p><u>Not Present</u></p> <p>Absence of this IE is equivalent to value of the previous "frequency info" in the list.</p> <p>Same content as specified for Inter-frequency cell id=6 in SIB11 for Cell 1 in sub-clause 6.1.0b</p>

Cell No.4

The contents of SYSTEM INFORMATION BLOCK TYPE 1 to 16 messages for cell No.4 are identical to those of cell No.1 with the following exceptions:

Cell identity	0000 0000 0000 0000 0000 0000 0100B
URA identity	0000 0000 0000 0010B

Default settings for cell No.4 (FDD):

Downlink input level Uplink output power PCCPCH/PCPICH carrier number Cell Channel Description - Primary CPICH info - Primary scrambling code	Reference clause 6.10 Parameter Set Minimum supported by the UE's power class. Reference clause 6.10 Parameter Set 250
--	---

Contents of System Information Block type 11 for cell No.4 (FDD)

<p>- Intra-frequency measurement system information</p> <p>....</p> <ul style="list-style-type: none"> - New intra-frequency cells - Intra-frequency cell id - Cell info <ul style="list-style-type: none"> - Intra-frequency cell id - Cell info <ul style="list-style-type: none"> - Intra-frequency cell id - Cell info 	<p>4</p> <p>Same content as specified for Intra-frequency cell id=1 (serving cell) in SIB11 for Cell 1 in sub-clause 6.1.0b with the exception that value for Primary scrambling code shall be according to clause titled "Default settings for cell No.4 (FDD)" in clause 6.1.4</p> <p>5</p> <p>Same content as specified for Intra-frequency cell id=2 in SIB11 for Cell 1 in sub-clause 6.1.0b with the exception that value for Primary scrambling code shall be according to clause titled "Default settings for cell No.5 (FDD)" in clause 6.1.4</p> <p>6</p> <p>Same content as specified for Intra-frequency cell id=2 in SIB11 for Cell 1 in sub-clause 6.1.0b with the exception that value for Primary scrambling code shall be according to clause titled "Default settings for cell No.6 (FDD)" in clause 6.1.4</p>
<p>.....</p> <p>- Inter-frequency measurement system information</p> <p>.....</p> <ul style="list-style-type: none"> - New inter-frequency cells - Inter-frequency cell id - Frequency info - UARFCN uplink(Nu) <ul style="list-style-type: none"> - UARFCN downlink(Nd) - Cell info <ul style="list-style-type: none"> - Inter-frequency cell id - Frequency info <ul style="list-style-type: none"> - Cell info <ul style="list-style-type: none"> - Inter-frequency cell id - Frequency info <ul style="list-style-type: none"> - Cell info <ul style="list-style-type: none"> - Inter-frequency cell id - Frequency info <ul style="list-style-type: none"> - Cell info 	<p>1</p> <p>Not present</p> <p>Absence of this IE is equivalent to apply the default duplex distance defined for the operating frequency according to 25.101</p> <p>Reference to table 6.1.2 for Cell 1</p> <p>Same content as specified for Inter-frequency cell id=4 in SIB11 for Cell 1 in sub-clause 6.1.0b with the exception that value for Primary scrambling code shall be according to clause titled "Default settings for cell No.1 (FDD)" in clause 6.1.4</p> <p>2</p> <p>Not Present</p> <p>Absence of this IE is equivalent to value of the previous "frequency info" in the list.</p> <p>Same content as specified for Inter-frequency cell id=4 in SIB11 for Cell 1 in sub-clause 6.1.0b with the exception that value for Primary scrambling code shall be according to clause titled "Default settings for cell No.2 (FDD)" in clause 6.1.4</p> <p>3</p> <p>Not Present</p> <p>Absence of this IE is equivalent to value of the previous "frequency info" in the list.</p> <p>Same content as specified for Inter-frequency cell id=4 in SIB11 for Cell 1 in sub-clause 6.1.0b with the exception that value for Primary scrambling code shall be according to clause titled "Default settings for cell No.3 (FDD)" in clause 6.1.4</p> <p>7</p> <p>Not Present</p> <p>Absence of this IE is equivalent to value of the previous "frequency info" in the list.</p> <p>Same content as specified for Inter-frequency cell id=4 in SIB11 for Cell 1 in sub-clause 6.1.0b with the exception that value for Primary scrambling code shall be according to clause titled "Default settings for cell No.7 (FDD)" in clause 6.1.4</p>

<ul style="list-style-type: none"> - Inter-frequency cell id - Frequency info - Cell info 	<p>8</p> <p>Not Present</p> <p>Absence of this IE is equivalent to value of the previous "frequency info" in the list.</p> <p>Same content as specified for Inter-frequency cell id=4 in SIB11 for Cell 1 in sub-clause 6.1.0b with the exception that value for Primary scrambling code shall be according to clause titled "Default settings for cell No.8 (FDD)" in clause 6.1.4</p>
--	---

Default settings for cell No.4 (TDD):

<ul style="list-style-type: none"> Downlink input level Uplink output power PCCPCH/PCPICH carrier number Cell Channel Description <ul style="list-style-type: none"> - Primary CCPCH info - Cell parameters ID 	<p>Reference clause 6.10 Parameter Set</p> <p>Minimum supported by the UE's power class.</p> <p>Reference clause 6.10 Parameter Set</p> <p>12</p>
---	--

Contents of System Information Block type 11 for cell No.4 (TDD)

- Intra-frequency measurement system information

- New intra-frequency cells
- Intra-frequency cell id
- Cell info

- Intra-frequency cell id
- Cell info

- Intra-frequency cell id
- Cell info

- Inter-frequency measurement system information

- New inter-frequency cells
- Inter-frequency cell id
- Frequency info
- UARFCN downlink(Nt)
- Cell info

- Inter-frequency cell id
- Frequency info

- Cell info

- Inter-frequency cell id
- Frequency info

- Cell info

- Inter-frequency cell id
- Frequency info

- Cell info

- Inter-frequency cell id
- Frequency info

4

Same content as specified for Intra-frequency cell id=1 (serving cell) in SIB11 for Cell 1 in sub-clause 6.1.0b with the exception that value for Primary scrambling code shall be according to clause titled "Default settings for cell No.4 (TDD)" in clause 6.1.4

5

Same content as specified for Intra-frequency cell id=2 in SIB11 for Cell 1 in sub-clause 6.1.0b with the exception that value for Primary scrambling code shall be according to clause titled "Default settings for cell No.5 (TDD)" in clause 6.1.4

6

Same content as specified for Intra-frequency cell id=2 in SIB11 for Cell 1 in sub-clause 6.1.0b with the exception that value for Primary scrambling code shall be according to clause titled "Default settings for cell No.6 (FDD)" in clause 6.1.4

1

Reference to table 6.1.7 for Cell 1

Same content as specified for Inter-frequency cell id=4 in SIB11 for Cell 1 in sub-clause 6.1.0b with the exception that value for Primary scrambling code shall be according to clause titled "Default settings for cell No.1 (TDD)" in clause 6.1.4

2

Not Present

Absence of this IE is equivalent to value of the previous "frequency info" in the list.

Same content as specified for Inter-frequency cell id=4 in SIB11 for Cell 1 in sub-clause 6.1.0b with the exception that value for Primary scrambling code shall be according to clause titled "Default settings for cell No.2 (FDD)" in clause 6.1.4

3

Not Present

Absence of this IE is equivalent to value of the previous "frequency info" in the list.

Same content as specified for Inter-frequency cell id=4 in SIB11 for Cell 1 in sub-clause 6.1.0b with the exception that value for Primary scrambling code shall be according to clause titled "Default settings for cell No.3 (TDD)" in clause 6.1.4

7

Not Present

Absence of this IE is equivalent to value of the previous "frequency info" in the list.

Same content as specified for Inter-frequency cell id=4 in SIB11 for Cell 1 in sub-clause 6.1.0b with the exception that value for Primary scrambling code shall be according to clause titled "Default settings for cell No.7 (TDD)" in clause 6.1.4

8

Not Present

Absence of this IE is equivalent to value of the previous "frequency info" in the list.

- Cell info	Same content as specified for Inter-frequency cell id=4 in SIB11 for Cell 1 in sub-clause 6.1.0b with the exception that value for Primary scrambling code shall be according to clause titled "Default settings for cell No.8 (FDD)" in clause 6.1.4
-------------	---

Cell No.5

The contents of SYSTEM INFORMATION BLOCK TYPE 1 to 16 messages for cell No.5 are identical to those of cell No.4 with the following exceptions:

Cell identity	0000 0000 0000 0000 0000 0000 0101B
URA identity	0000 0000 0000 0011B

Default settings for cell No.5 (FDD):

Downlink input level	Reference clause 6.10 Parameter Set
Uplink output power	Minimum supported by the UE's power class.
PCCPCH/PCPICH carrier number	Reference clause 6.10 Parameter Set
Cell Channel Description	
- Primary CPICH info	
- Primary scrambling code	300

Contents of System Information Block type 11 for cell No.5 (FDD)

<p>- Intra-frequency measurement system information</p> <p>....</p> <ul style="list-style-type: none"> - New intra-frequency cells - Intra-frequency cell id - Cell info <ul style="list-style-type: none"> - Intra-frequency cell id - Cell info <ul style="list-style-type: none"> - Intra-frequency cell id - Cell info 	<p>5</p> <p>Same content as specified for Intra-frequency cell id=1 (serving cell) in SIB11 for Cell 1 in sub-clause 6.1.0b with the exception that value for Primary scrambling code shall be according to clause titled "Default settings for cell No.5 (FDD)" in clause 6.1.4</p> <p>4</p> <p>Same content as specified for Intra-frequency cell id=2 in SIB11 for Cell 1 in sub-clause 6.1.0b with the exception that value for Primary scrambling code shall be according to clause titled "Default settings for cell No.4 (FDD)" in clause 6.1.4</p> <p>6</p> <p>Same content as specified for Intra-frequency cell id=2 in SIB11 for Cell 1 in sub-clause 6.1.0b with the exception that value for Primary scrambling code shall be according to clause titled "Default settings for cell No.6 (FDD)" in clause 6.1.4</p>
<p>.....</p> <p>- Inter-frequency measurement system information</p> <p>.....</p> <ul style="list-style-type: none"> - New inter-frequency cells - Inter-frequency cell id - Frequency info - UARFCN uplink(Nu) <ul style="list-style-type: none"> - UARFCN downlink(Nd) - Cell info <ul style="list-style-type: none"> - Inter-frequency cell id - Frequency info <ul style="list-style-type: none"> - Cell info <ul style="list-style-type: none"> - Inter-frequency cell id - Frequency info <ul style="list-style-type: none"> - Cell info <ul style="list-style-type: none"> - Inter-frequency cell id - Frequency info <ul style="list-style-type: none"> - Cell info 	<p>1</p> <p>Not present</p> <p>Absence of this IE is equivalent to apply the default duplex distance defined for the operating frequency according to 25.101</p> <p>Reference to table 6.1.2 for Cell 1</p> <p>Same content as specified for Inter-frequency cell id=4 in SIB11 for Cell 1 in sub-clause 6.1.0b with the exception that value for Primary scrambling code shall be according to clause titled "Default settings for cell No.1 (FDD)" in clause 6.1.4</p> <p>2</p> <p>Not Present</p> <p>Absence of this IE is equivalent to value of the previous "frequency info" in the list.</p> <p>Same content as specified for Inter-frequency cell id=4 in SIB11 for Cell 1 in sub-clause 6.1.0b with the exception that value for Primary scrambling code shall be according to clause titled "Default settings for cell No.2 (FDD)" in clause 6.1.4</p> <p>3</p> <p>Not Present</p> <p>Absence of this IE is equivalent to value of the previous "frequency info" in the list.</p> <p>Same content as specified for Inter-frequency cell id=4 in SIB11 for Cell 1 in sub-clause 6.1.0b with the exception that value for Primary scrambling code shall be according to clause titled "Default settings for cell No.3 (FDD)" in clause 6.1.4</p> <p>7</p> <p>Not Present</p> <p>Absence of this IE is equivalent to value of the previous "frequency info" in the list.</p> <p>Same content as specified for Inter-frequency cell id=4 in SIB11 for Cell 1 in sub-clause 6.1.0b with the exception that value for Primary scrambling code shall be according to clause titled "Default settings for cell No.7 (FDD)" in clause 6.1.4</p>

<ul style="list-style-type: none"> - Inter-frequency cell id - Frequency info - Cell info 	<p>8</p> <p>Not Present</p> <p>Absence of this IE is equivalent to value of the previous "frequency info" in the list.</p> <p>Same content as specified for Inter-frequency cell id=4 in SIB11 for Cell 1 in sub-clause 6.1.0b with the exception that value for Primary scrambling code shall be according to clause titled "Default settings for cell No.8 (FDD)" in clause 6.1.4</p>
--	---

Default settings for cell No.5 (TDD):

<ul style="list-style-type: none"> Downlink input level Uplink output power PCCPCH/PCPICH carrier number Cell Channel Description <ul style="list-style-type: none"> - Primary CCPCH info - Cell parameters ID 	<p>Reference clause 6.10 Parameter Set</p> <p>Minimum supported by the UE's power class.</p> <p>Reference clause 6.10 Parameter Set</p> <p>114</p>
---	---

Contents of System Information Block type 11 for cell No.5 (TDD)

- Intra-frequency measurement system information

- New intra-frequency cells
- Intra-frequency cell id
- Cell info

- Intra-frequency cell id
- Cell info

- Intra-frequency cell id
- Cell info

- Inter-frequency measurement system information

- New inter-frequency cells
- Inter-frequency cell id
- Frequency info
- UARFCN downlink(Nt)
- Cell info

- Inter-frequency cell id
- Frequency info

- Cell info

- Inter-frequency cell id
- Frequency info

- Cell info

- Inter-frequency cell id
- Frequency info

- Cell info

- Inter-frequency cell id
- Frequency info

5

Same content as specified for Intra-frequency cell id=1 (serving cell) in SIB11 for Cell 1 in sub-clause 6.1.0b with the exception that value for Primary scrambling code shall be according to clause titled "Default settings for cell No.5 (TDD)" in clause 6.1.4

4

Same content as specified for Intra-frequency cell id=2 in SIB11 for Cell 1 in sub-clause 6.1.0b with the exception that value for Primary scrambling code shall be according to clause titled "Default settings for cell No.4 (TDD)" in clause 6.1.4

6

Same content as specified for Intra-frequency cell id=2 in SIB11 for Cell 1 in sub-clause 6.1.0b with the exception that value for Primary scrambling code shall be according to clause titled "Default settings for cell No.6 (TDD)" in clause 6.1.4

1

Reference to table 6.1.7 for Cell 1

Same content as specified for Inter-frequency cell id=4 in SIB11 for Cell 1 in sub-clause 6.1.0b with the exception that value for Primary scrambling code shall be according to clause titled "Default settings for cell No.1 (FDD)" in clause 6.1.4

2

Not Present

Absence of this IE is equivalent to value of the previous "frequency info" in the list.

Same content as specified for Inter-frequency cell id=4 in SIB11 for Cell 1 in sub-clause 6.1.0b with the exception that value for Primary scrambling code shall be according to clause titled "Default settings for cell No.2 (TDD)" in clause 6.1.4

3

Not Present

Absence of this IE is equivalent to value of the previous "frequency info" in the list.

Same content as specified for Inter-frequency cell id=4 in SIB11 for Cell 1 in sub-clause 6.1.0b with the exception that value for Primary scrambling code shall be according to clause titled "Default settings for cell No.3 (TDD)" in clause 6.1.4

7

Not Present

Absence of this IE is equivalent to value of the previous "frequency info" in the list.

Same content as specified for Inter-frequency cell id=4 in SIB11 for Cell 1 in sub-clause 6.1.0b with the exception that value for Primary scrambling code shall be according to clause titled "Default settings for cell No.7 (TDD)" in clause 6.1.4

8

Not Present

Absence of this IE is equivalent to value of the previous "frequency info" in the list.

- Cell info	Same content as specified for Inter-frequency cell id=4 in SIB11 for Cell 1 in sub-clause 6.1.0b with the exception that value for Primary scrambling code shall be according to clause titled "Default settings for cell No.8 (TDD)" in clause 6.1.4
-------------	---

Cell No.6

The contents of SYSTEM INFORMATION BLOCK TYPE 1 to 16 messages for cell No.6 are identical to those of cell No.4 with the following exceptions:

Cell identity	0000 0000 0000 0000 0000 0000 0110B
URA identity	0000 0000 0000 0011B

Default settings for cell No.6 (FDD):

Downlink input level	Reference clause 6.10 Parameter Set
Uplink output power	Minimum supported by the UE's power class.
PCCPCH/PCPICH carrier number	Reference clause 6.10 Parameter Set
Cell Channel Description	
- Primary CPICH info	
- Primary scrambling code	350

Contents of System Information Block type 11 for cell No.6 (FDD)

<p>- Intra-frequency measurement system information</p> <p>....</p> <ul style="list-style-type: none"> - New intra-frequency cells - Intra-frequency cell id - Cell info <ul style="list-style-type: none"> - Intra-frequency cell id - Cell info <ul style="list-style-type: none"> - Intra-frequency cell id - Cell info 	<p>6</p> <p>Same content as specified for Intra-frequency cell id=1 (serving cell) in SIB11 for Cell 1 in sub-clause 6.1.0b with the exception that value for Primary scrambling code shall be according to clause titled "Default settings for cell No.6 (FDD)" in clause 6.1.4</p> <p>4</p> <p>Same content as specified for Intra-frequency cell id=2 in SIB11 for Cell 1 in sub-clause 6.1.0b with the exception that value for Primary scrambling code shall be according to clause titled "Default settings for cell No.4 (FDD)" in clause 6.1.4</p> <p>5</p> <p>Same content as specified for Intra-frequency cell id=2 in SIB11 for Cell 1 in sub-clause 6.1.0b with the exception that value for Primary scrambling code shall be according to clause titled "Default settings for cell No.5 (FDD)" in clause 6.1.4</p>
<p>.....</p> <p>- Inter-frequency measurement system information</p> <p>.....</p> <ul style="list-style-type: none"> - New inter-frequency cells - Inter-frequency cell id - Frequency info - UARFCN uplink(Nu) <ul style="list-style-type: none"> - UARFCN downlink(Nd) - Cell info <ul style="list-style-type: none"> - Inter-frequency cell id - Frequency info <ul style="list-style-type: none"> - Cell info <ul style="list-style-type: none"> - Inter-frequency cell id - Frequency info <ul style="list-style-type: none"> - Cell info <ul style="list-style-type: none"> - Inter-frequency cell id - Frequency info <ul style="list-style-type: none"> - Cell info 	<p>1</p> <p>Not present</p> <p>Absence of this IE is equivalent to apply the default duplex distance defined for the operating frequency according to 25.101</p> <p>Reference to table 6.1.2 for Cell 1</p> <p>Same content as specified for Inter-frequency cell id=4 in SIB11 for Cell 1 in sub-clause 6.1.0b with the exception that value for Primary scrambling code shall be according to clause titled "Default settings for cell No.1 (FDD)" in clause 6.1.4</p> <p>2</p> <p>Not Present</p> <p>Absence of this IE is equivalent to value of the previous "frequency info" in the list.</p> <p>Same content as specified for Inter-frequency cell id=4 in SIB11 for Cell 1 in sub-clause 6.1.0b with the exception that value for Primary scrambling code shall be according to clause titled "Default settings for cell No.2 (FDD)" in clause 6.1.4</p> <p>3</p> <p>Not Present</p> <p>Absence of this IE is equivalent to value of the previous "frequency info" in the list.</p> <p>Same content as specified for Inter-frequency cell id=4 in SIB11 for Cell 1 in sub-clause 6.1.0b with the exception that value for Primary scrambling code shall be according to clause titled "Default settings for cell No.3 (FDD)" in clause 6.1.4</p> <p>7</p> <p>Not Present</p> <p>Absence of this IE is equivalent to value of the previous "frequency info" in the list.</p> <p>Same content as specified for Inter-frequency cell id=4 in SIB11 for Cell 1 in sub-clause 6.1.0b with the exception that value for Primary scrambling code shall be according to clause titled "Default settings for cell No.7 (FDD)" in clause 6.1.4</p>

<ul style="list-style-type: none"> - Inter-frequency cell id - Frequency info - Cell info 	<p>8</p> <p>Not Present</p> <p>Absence of this IE is equivalent to value of the previous "frequency info" in the list.</p> <p>Same content as specified for Inter-frequency cell id=4 in SIB11 for Cell 1 in sub-clause 6.1.0b with the exception that value for Primary scrambling code shall be according to clause titled "Default settings for cell No.8 (FDD)" in clause 6.1.4</p>
---	---

Default settings for cell No.6 (TDD):

<ul style="list-style-type: none"> Downlink input level Uplink output power PCCPCH/PCPICH carrier number Cell Channel Description <ul style="list-style-type: none"> - Primary CCPCH info - Cell parameters ID 	<p>Reference clause 6.10 Parameter Set</p> <p>Minimum supported by the UE's power class.</p> <p>Reference clause 6.10 Parameter Set</p> <p>119</p>
---	---

Contents of System Information Block type 11 for cell No.6 (TDD)

<p><u>- Intra-frequency measurement system information</u></p> <p>----</p> <p><u>- New intra-frequency cells</u></p> <p><u>- Intra-frequency cell id</u></p> <p><u>- Cell info</u></p> <p><u>- Intra-frequency cell id</u></p> <p><u>- Cell info</u></p> <p><u>- Intra-frequency cell id</u></p> <p><u>- Cell info</u></p>	<p>6</p> <p>Same content as specified for Intra-frequency cell id=1 (serving cell) in SIB11 for Cell 1 in sub-clause 6.1.0b with the exception that value for Primary scrambling code shall be according to clause titled "Default settings for cell No.6 (TDD)" in clause 6.1.4</p> <p>4</p> <p>Same content as specified for Intra-frequency cell id=2 in SIB11 for Cell 1 in sub-clause 6.1.0b with the exception that value for Primary scrambling code shall be according to clause titled "Default settings for cell No.4 (TDD)" in clause 6.1.4</p> <p>5</p> <p>Same content as specified for Intra-frequency cell id=2 in SIB11 for Cell 1 in sub-clause 6.1.0b with the exception that value for Primary scrambling code shall be according to clause titled "Default settings for cell No.5 (TDD)" in clause 6.1.4</p>
<p>-----</p> <p><u>- Inter-frequency measurement system information</u></p> <p>-----</p> <p><u>- New inter-frequency cells</u></p> <p><u>- Inter-frequency cell id</u></p> <p><u>- Frequency info</u></p> <p><u>- UARFCN downlink(Nt)</u></p> <p><u>- Cell info</u></p> <p><u>- Inter-frequency cell id</u></p> <p><u>- Frequency info</u></p> <p><u>- Cell info</u></p> <p><u>- Inter-frequency cell id</u></p> <p><u>- Frequency info</u></p> <p><u>- Cell info</u></p> <p><u>- Inter-frequency cell id</u></p> <p><u>- Frequency info</u></p> <p><u>- Cell info</u></p> <p><u>- Inter-frequency cell id</u></p> <p><u>- Frequency info</u></p> <p><u>- Cell info</u></p>	<p>1</p> <p>Reference to table 6.1.7 for Cell 1</p> <p>Same content as specified for Inter-frequency cell id=4 in SIB11 for Cell 1 in sub-clause 6.1.0b with the exception that value for Primary scrambling code shall be according to clause titled "Default settings for cell No.1 (TDD)" in clause 6.1.4</p> <p>2</p> <p>Not Present</p> <p>Absence of this IE is equivalent to value of the previous "frequency info" in the list.</p> <p>Same content as specified for Inter-frequency cell id=4 in SIB11 for Cell 1 in sub-clause 6.1.0b with the exception that value for Primary scrambling code shall be according to clause titled "Default settings for cell No.2 (TDD)" in clause 6.1.4</p> <p>3</p> <p>Not Present</p> <p>Absence of this IE is equivalent to value of the previous "frequency info" in the list.</p> <p>Same content as specified for Inter-frequency cell id=4 in SIB11 for Cell 1 in sub-clause 6.1.0b with the exception that value for Primary scrambling code shall be according to clause titled "Default settings for cell No.3 (TDD)" in clause 6.1.4</p> <p>7</p> <p>Not Present</p> <p>Absence of this IE is equivalent to value of the previous "frequency info" in the list.</p> <p>Same content as specified for Inter-frequency cell id=4 in SIB11 for Cell 1 in sub-clause 6.1.0b with the exception that value for Primary scrambling code shall be according to clause titled "Default settings for cell No.7 (TDD)" in clause 6.1.4</p> <p>8</p> <p>Not Present</p> <p>Absence of this IE is equivalent to value of the previous "frequency info" in the list.</p>

<p>- Cell info</p> <p>.....</p>	<p>Same content as specified for Inter-frequency cell id=4 in SIB11 for Cell 1 in sub-clause 6.1.0b with the exception that value for Primary scrambling code shall be according to clause titled "Default settings for cell No.8 (TDD)" in clause 6.1.4</p>
---	--

Cell No.7

The contents of SYSTEM INFORMATION BLOCK TYPE 1 to 16 messages for cell No.7 are identical to those of cell No.1 with the following exceptions:

<p>Cell identity</p> <p>URA identity</p>	<p>0000 0000 0000 0000 0000 0000 0111B</p> <p>0000 0000 0000 0100B</p>
--	--

Default settings for cell No.7 (FDD):

<p>Downlink input level</p> <p>Uplink output power</p> <p>PCCPCH/PCPICH carrier number</p> <p>Cell Channel Description</p> <ul style="list-style-type: none"> - Primary CPICH info - Primary scrambling code 	<p>Reference clause 6.10 Parameter Set</p> <p>Minimum supported by the UE's power class.</p> <p>Reference clause 6.10 Parameter Set</p> <p>400</p>
--	--

Contents of System Information Block type 11 for cell No.7 (FDD)

<p>- Intra-frequency measurement system information</p> <p>.....</p> <ul style="list-style-type: none"> - New intra-frequency cells - Intra-frequency cell id - Cell info <ul style="list-style-type: none"> - Intra-frequency cell id - Cell info <ul style="list-style-type: none"> - Intra-frequency cell id - Cell info <ul style="list-style-type: none"> - Intra-frequency cell id - Cell info <ul style="list-style-type: none"> - Intra-frequency cell id - Cell info <p>.....</p> <p>- Inter-frequency measurement system information</p> <p>.....</p> <ul style="list-style-type: none"> - New inter-frequency cells - Inter frequency cell id - Frequency info <ul style="list-style-type: none"> - Cell info <ul style="list-style-type: none"> - Inter frequency cell id - Frequency info <ul style="list-style-type: none"> - Cell info <ul style="list-style-type: none"> - Inter frequency cell id - Frequency info <ul style="list-style-type: none"> - Cell info <p>.....</p>	<p>7</p> <p>Same content as specified for Intra-frequency cell id=1 (serving cell) in SIB11 for Cell 1 in sub-clause 6.1.0b with the exception that value for Primary scrambling code shall be according to clause titled "Default settings for cell No.7 (FDD)" in clause 6.1.4</p> <p>1</p> <p>Same content as specified for Intra-frequency cell id=2 (neighbour cell) in SIB11 for Cell 1 in sub-clause 6.1.0b with the exception that value for Primary scrambling code shall be according to clause titled "Default settings for cell No.1 (FDD)" in clause 6.1.4</p> <p>2</p> <p>Same content as specified for Intra-frequency cell id=2 in SIB11 for Cell 1 in sub-clause 6.1.0b</p> <p>3</p> <p>Same content as specified for Intra-frequency cell id=3 in SIB11 for Cell 1 in sub-clause 6.1.0b</p> <p>8</p> <p>Same content as specified for Intra-frequency cell id=8 in SIB11 for Cell 1 in sub-clause 6.1.0b</p> <p>4</p> <p>Same content as specified for Inter-frequency cell id=4 in SIB11 for Cell 1 in sub-clasue 6.1.0b</p> <p>Same content as specified for Inter-frequency cell id=4 in SIB11 for Cell 1 in sub-clasue 6.1.0b</p> <p>5</p> <p>Same content as specified for Inter-frequency cell id=5 in SIB11 for Cell 1 in sub-clasue 6.1.0b</p> <p>Same content as specified for Inter-frequency cell id=5 in SIB11 for Cell 1 in sub-clasue 6.1.0b</p> <p>6</p> <p>Same content as specified for Inter-frequency cell id=6 in SIB11 for Cell 1 in sub-clasue 6.1.0b</p> <p>Same content as specified for Inter-frequency cell id=6 in SIB11 for Cell 1 in sub-clasue 6.1.0b</p>
---	--

Default settings for cell No.7 (TDD):

<ul style="list-style-type: none"> Downlink input level Uplink output power PCCPCH/PCPICH carrier number Cell Channel Description <ul style="list-style-type: none"> - Primary CCPCH info - Cell parameters ID 	<p>Reference clause 6.10-Parameter Set</p> <p>Minimum supported by the UE's power class.</p> <p>Reference clause 6.10-Parameter Set</p> <p>123</p>
---	---

Contents of System Information Block type 11 for cell No.7 (TDD)

<p><u>- Intra-frequency measurement system information</u></p> <p>....</p> <p>- <u>New intra-frequency cells</u></p> <p>- <u>Intra-frequency cell id</u></p> <p>- <u>Cell info</u></p> <p>- <u>Intra-frequency cell id</u></p> <p>- <u>Cell info</u></p> <p>- <u>Intra-frequency cell id</u></p> <p>- <u>Cell info</u></p> <p>- <u>Intra-frequency cell id</u></p> <p>- <u>Cell info</u></p> <p>- <u>Intra-frequency cell id</u></p> <p>- <u>Cell info</u></p>	<p><u>7</u></p> <p>Same content as specified for Intra-frequency cell id=1 (serving cell) in SIB11 for Cell 1 in sub-clause 6.1.0b with the exception that value for Primary scrambling code shall be according to clause titled "Default settings for cell No.7 (TDD)" in clause 6.1.4</p> <p><u>1</u></p> <p>Same content as specified for Intra-frequency cell id=2 (neighbour cell) in SIB11 for Cell 1 in sub-clause 6.1.0b with the exception that value for Primary scrambling code shall be according to clause titled "Default settings for cell No.1 (TDD)" in clause 6.1.4</p> <p><u>2</u></p> <p>Same content as specified for Intra-frequency cell id=2 in SIB11 for Cell 1 in sub-clause 6.1.0b</p> <p><u>3</u></p> <p>Same content as specified for Intra-frequency cell id=3 in SIB11 for Cell 1 in sub-clause 6.1.0b</p> <p><u>8</u></p> <p>Same content as specified for Intra-frequency cell id=8 in SIB11 for Cell 1 in sub-clause 6.1.0b</p>
<p>.....</p> <p><u>- Inter-frequency measurement system information</u></p> <p>.....</p> <p>- <u>New inter-frequency cells</u></p> <p>- <u>Inter frequency cell id</u></p> <p>- <u>Frequency info</u></p> <p>- <u>Cell info</u></p> <p>- <u>Inter frequency cell id</u></p> <p>- <u>Frequency info</u></p> <p>- <u>Cell info</u></p> <p>- <u>Inter frequency cell id</u></p> <p>- <u>Frequency info</u></p> <p>- <u>Cell info</u></p>	<p><u>4</u></p> <p>Same content as specified for Inter-frequency cell id=4 in SIB11 for Cell 1 in sub-clause 6.1.0b</p> <p>Same content as specified for Inter-frequency cell id=4 in SIB11 for Cell 1 in sub-clause 6.1.0b</p> <p><u>5</u></p> <p>Same content as specified for Inter-frequency cell id=5 in SIB11 for Cell 1 in sub-clause 6.1.0b</p> <p>Same content as specified for Inter-frequency cell id=5 in SIB11 for Cell 1 in sub-clause 6.1.0b</p> <p><u>6</u></p> <p>Same content as specified for Inter-frequency cell id=6 in SIB11 for Cell 1 in sub-clause 6.1.0b</p> <p>Same content as specified for Inter-frequency cell id=6 in SIB11 for Cell 1 in sub-clause 6.1.0b</p>

Cell No.8

The contents of SYSTEM INFORMATION BLOCK TYPE 1 to 16 messages for cell No.8 are identical to those of cell No.1 with the following exceptions:

Cell identity	0000 0000 0000 0000 0000 0000 1000B
URA identity	0000 0000 0000 0100B

Default settings for cell No.8 (FDD):

<p>Downlink input level</p> <p>Uplink output power</p> <p>PCCPCH/PCPICH carrier number</p> <p>Cell Channel Description</p> <p>- Primary CPICH info</p> <p>- Primary scrambling code</p>	<p>Reference clause 6.10 Parameter Set</p> <p>Minimum supported by the UE's power class.</p> <p>Reference clause 6.10 Parameter Set</p> <p>450</p>
---	--

Contents of System Information Block type 11 for cell No.8 (FDD)

<p>- Intra-frequency measurement system information</p> <p>.....</p> <ul style="list-style-type: none"> - New intra-frequency cells - Intra-frequency cell id - Cell info <ul style="list-style-type: none"> - Intra-frequency cell id - Cell info <ul style="list-style-type: none"> - Intra-frequency cell id - Cell info <ul style="list-style-type: none"> - Intra-frequency cell id - Cell info <ul style="list-style-type: none"> - Intra-frequency cell id - Cell info <p>.....</p> <p>- Inter-frequency measurement system information</p> <p>.....</p> <ul style="list-style-type: none"> - New inter-frequency cells - Inter frequency cell id - Frequency info <ul style="list-style-type: none"> - Cell info <ul style="list-style-type: none"> - Inter frequency cell id - Frequency info <ul style="list-style-type: none"> - Cell info <ul style="list-style-type: none"> - Inter frequency cell id - Frequency info <ul style="list-style-type: none"> - Cell info <p>.....</p>	<p>8</p> <p>Same content as specified for Intra-frequency cell id=1 (serving cell) in SIB11 for Cell 1 in sub-clause 6.1.0b with the exception that value for Primary scrambling code shall be according to clause titled "Default settings for cell No.8 (FDD)" in clause 6.1.4</p> <p>1</p> <p>Same content as specified for Intra-frequency cell id=2 (neighbour cell) in SIB11 for Cell 1 in sub-clause 6.1.0b with the exception that value for Primary scrambling code shall be according to clause titled "Default settings for cell No.1 (FDD)" in clause 6.1.4</p> <p>2</p> <p>Same content as specified for Intra-frequency cell id=2 in SIB11 for Cell 1 in sub-clause 6.1.0b</p> <p>3</p> <p>Same content as specified for Intra-frequency cell id=3 in SIB11 for Cell 1 in sub-clause 6.1.0b</p> <p>7</p> <p>Same content as specified for Intra-frequency cell id=7 in SIB11 for Cell 1 in sub-clause 6.1.0b</p> <p>4</p> <p>Same content as specified for Inter-frequency cell id=4 in SIB11 for Cell 1 in sub-clasue 6.1.0b</p> <p>Same content as specified for Inter-frequency cell id=4 in SIB11 for Cell 1 in sub-clasue 6.1.0b</p> <p>5</p> <p>Same content as specified for Inter-frequency cell id=5 in SIB11 for Cell 1 in sub-clasue 6.1.0b</p> <p>Same content as specified for Inter-frequency cell id=5 in SIB11 for Cell 1 in sub-clasue 6.1.0b</p> <p>6</p> <p>Same content as specified for Inter-frequency cell id=6 in SIB11 for Cell 1 in sub-clasue 6.1.0b</p> <p>Same content as specified for Inter-frequency cell id=6 in SIB11 for Cell 1 in sub-clasue 6.1.0b</p>
---	--

Default settings for cell No.8 (TDD):

Downlink input level Uplink output power PCCPCH/PCPICH carrier number Cell Channel Description - Primary CCPCH info - Cell parameters ID	Reference clause 6.10 Parameter Set Minimum supported by the UE's power class. Reference clause 6.10 Parameter Set 127
---	---

Contents of System Information Block type 11 for cell No.8 (TDD)

<p><u>- Intra-frequency measurement system information</u></p> <p>....</p> <p><u>- New intra-frequency cells</u></p> <p><u>- Intra-frequency cell id</u></p> <p><u>- Cell info</u></p> <p><u>- Intra-frequency cell id</u></p> <p><u>- Cell info</u></p> <p><u>- Intra-frequency cell id</u></p> <p><u>- Cell info</u></p> <p><u>- Intra-frequency cell id</u></p> <p><u>- Cell info</u></p> <p><u>- Intra-frequency cell id</u></p> <p><u>- Cell info</u></p> <p>.....</p> <p><u>- Inter-frequency measurement system information</u></p> <p>.....</p> <p><u>- New inter-frequency cells</u></p> <p><u>- Inter frequency cell id</u></p> <p><u>- Frequency info</u></p> <p><u>- Cell info</u></p> <p><u>- Inter frequency cell id</u></p> <p><u>- Frequency info</u></p> <p><u>- Cell info</u></p> <p><u>- Inter frequency cell id</u></p> <p><u>- Frequency info</u></p> <p><u>- Cell info</u></p> <p>.....</p>	<p>8</p> <p><u>Same content as specified for Intra-frequency cell id=1 (serving cell) in SIB11 for Cell 1 in sub-clause 6.1.0b with the exception that value for Primary scrambling code shall be according to clause titled "Default settings for cell No.8 (TDD)" in clause 6.1.4</u></p> <p>1</p> <p><u>Same content as specified for Intra-frequency cell id=2 (neighbour cell) in SIB11 for Cell 1 in sub-clause 6.1.0b with the exception that value for Primary scrambling code shall be according to clause titled "Default settings for cell No.1 (TDD)" in clause 6.1.4</u></p> <p>2</p> <p><u>Same content as specified for Intra-frequency cell id=2 in SIB11 for Cell 1 in sub-clause 6.1.0b</u></p> <p>3</p> <p><u>Same content as specified for Intra-frequency cell id=3 in SIB11 for Cell 1 in sub-clause 6.1.0b</u></p> <p>7</p> <p><u>Same content as specified for Intra-frequency cell id=7 in SIB11 for Cell 1 in sub-clause 6.1.0b</u></p> <p>4</p> <p><u>Same content as specified for Inter-frequency cell id=4 in SIB11 for Cell 1 in sub-clasue 6.1.0b</u></p> <p><u>Same content as specified for Inter-frequency cell id=4 in SIB11 for Cell 1 in sub-clasue 6.1.0b</u></p> <p>5</p> <p><u>Same content as specified for Inter-frequency cell id=5 in SIB11 for Cell 1 in sub-clasue 6.1.0b</u></p> <p><u>Same content as specified for Inter-frequency cell id=5 in SIB11 for Cell 1 in sub-clasue 6.1.0b</u></p> <p>6</p> <p><u>Same content as specified for Inter-frequency cell id=6 in SIB11 for Cell 1 in sub-clasue 6.1.0b</u></p> <p><u>Same content as specified for Inter-frequency cell id=6 in SIB11 for Cell 1 in sub-clasue 6.1.0b</u></p>
--	---

CHANGE REQUEST

⌘ **34.108 CR 201** ⌘ rev **-** ⌘ Current version: **3.10.0** ⌘

For **HELP** on using this form, see bottom of this page or look at the pop-up text over the ⌘ symbols.

Proposed change affects: ⌘ (U)SIM ME/UE Radio Access Network Core Network

Title:	⌘ Update of Multi-cell environment for default radio conditions (TDD)
Source:	⌘ Siemens AG
Work item code:	⌘ Date: ⌘ 2 nd February 2003
Category:	⌘ F Release: ⌘ R99
<i>Use one of the following categories:</i>	
F (essential correction)	
A (corresponds to a correction in an earlier release)	
B (Addition of feature),	
C (Functional modification of feature)	
D (Editorial modification)	
Detailed explanations of the above categories can be found in 3GPP TR 21.900.	
<i>Use one of the following releases:</i>	
2 (GSM Phase 2)	
R96 (Release 1996)	
R97 (Release 1997)	
R98 (Release 1998)	
R99 (Release 1999)	
REL-4 (Release 4)	
REL-5 (Release 5)	

Reason for change:	⌘ Reflecting the update of SIBs done for FDD mode
Summary of change:	⌘ Cell 4 is considered in table 6.1.7 (default settings for serving cell and suitable neighbour cell in multi-cell environment) The change is included to show both, intra- and inter-frequency neighbour cells.
Consequences if not approved:	⌘ Test cases included in TS34.123-1 do not work properly.

Clauses affected:	⌘ 6.1.6
Other specs affected:	⌘ <input type="checkbox"/> Other core specifications ⌘ <input checked="" type="checkbox"/> Test specifications <input type="checkbox"/> O&M Specifications
Other comments:	⌘ Reference: T1-020711 (CR approved at T1#17 meeting)

6.1.6 Reference Radio Conditions for signalling test cases only (TDD)

The following transmission parameters shall be used for signalling test cases only unless otherwise stated in the description of the individual test case.

Table 6.1.6: Default settings for a serving cell in a single cell environment

Parameter	Unit	Cell 1
Cell type		Serving cell
UTRA RF Channel Number		Channel 1
Qrxlevmin	dBm	-81
UE_TXPWR_MAX_RACH	dBm	21
PCCPCH RSCP	dBm	-60
NOTE: The cell fulfils TS 25.304, 5.2.3.1.2 and TS 25.123.		

Table 6.1.7: Default settings for a serving cell and a suitable neighbour cell in a multi-cell environment

Parameter	Unit	Cell 1	Cell 2	Cell 4
Cell type		Serving cell	Suitable neighbour intra-frequency cell	Suitable neighbour inter-frequency cell
UTRA RF Channel Number		Channel 1	Channel 1	Channel 2
Qrxlevmin	dBm	-81	-81	
UE_TXPWR_MAX_RACH	dBm	21	21	
PCCPCH RSCP	dBm	-60	-70	
NOTE: Both cells fulfil TS 25.304, 5.2.3.1.2 and TS 25.123.				

Table 6.1.8: Default settings for a non-suitable cell

Parameter	Unit	Level
Qrxlevmin	dBm	-81
UE_TXPWR_MAX_RACH	dBm	21
PCCPCH RSCP	dBm	-91
NOTE: The cell is not suitable according to TS 25.304, 5.2.3.1.2		

Table 6.1.9: Default settings for a non-suitable "Off" cell

Parameter	Unit	Level
Qrxlevmin	dBm	-81
UE_TXPWR_MAX_RACH	dBm	21
PCCPCH RSCP	dBm	≤ -110
NOTE: The cell is not suitable according to TS 25.304, 5.2.3.1.2.		

CHANGE REQUEST

⌘ **34.108 CR 203** ⌘ rev **-** ⌘ Current version: **3.10.0** ⌘

For **HELP** on using this form, see bottom of this page or look at the pop-up text over the ⌘ symbols.

Proposed change affects: ⌘ (U)SIM ME/UE Radio Access Network Core Network

Title:	⌘ CR to 34.108 R99; Modification to Generic Registration Procedures (revision of T1S030122)				
Source:	⌘ Anite Telecoms				
Work item code:	⌘ TEI	Date:	⌘ 30/1/2003		
Category:	⌘ F	Release:	⌘ R99		
<i>Use <u>one</u> of the following categories:</i> F (correction) A (corresponds to a correction in an earlier release) B (addition of feature), C (functional modification of feature) D (editorial modification) Detailed explanations of the above categories can be found in 3GPP TR 21.900 .		<i>Use <u>one</u> of the following releases:</i> 2 (GSM Phase 2) R96 (Release 1996) R97 (Release 1997) R98 (Release 1998) R99 (Release 1999) REL-4 (Release 4) REL-5 (Release 5)			

Reason for change:	⌘ Defined Generic Registration procedures do not adequately describe the procedure to be used by a UE in Operation Mode A in a simulated network operating in Network Operation Mode II				
Summary of change:	⌘ Add description of parallel procedure to be used in this situation				
Consequences if not approved:	⌘ Test Cases covering this situation may not test UEs correctly				

Clauses affected:	⌘ 7.2.2				
Other specs affected:	⌘ <input type="checkbox"/> Other core specifications	⌘			
	<input type="checkbox"/> Test specifications				
	<input type="checkbox"/> O&M Specifications				
Other comments:	⌘				

How to create CRs using this form:

Comprehensive information and tips about how to create CRs can be found at <http://www.3gpp.org/specs/CR.htm>. Below is a brief summary:

- 1) Fill out the above form. The symbols above marked ⌘ contain pop-up help information about the field that they are closest to.
- 2) Obtain the latest version for the release of the specification to which the change is proposed. Use the MS Word "revision marks" feature (also known as "track changes") when making the changes. All 3GPP specifications can be

downloaded from the 3GPP server under <ftp://ftp.3gpp.org/specs/> For the latest version, look for the directory name with the latest date e.g. 2001-03 contains the specifications resulting from the March 2001 TSG meetings.

- 3) With "track changes" disabled, paste the entire CR form (use CTRL-A to select it) into the specification just in front of the clause containing the first piece of changed text. Delete those parts of the specification which are not relevant to the change request.

<<Start modified section>>

2 References

The following documents contain provisions which, through reference in this text, constitute provisions of the present document.

- References are either specific (identified by date of publication, edition number, version number, etc.) or non-specific.
- For a specific reference, subsequent revisions do not apply.
- For a non-specific reference, the latest version applies. In the case of a reference to a 3GPP document (including a GSM document), a non-specific reference implicitly refers to the latest version of that document *in the same Release as the present document*.

- [1] 3GPP TS 34.123-1: "User Equipment (UE) conformance specification; Part 1: Protocol conformance specification".
- [2] 3GPP TS 34.121: "Terminal Conformance Specification; Radio transmission and reception (FDD)".
- [3] 3GPP TS 34.123-2: "User Equipment (UE) conformance specification; Part 2: Implementation Conformance Statement (ICS) proforma specification".
- [4] 3GPP TS 34.124: "ElectroMagnetic compatibility (EMC) requirements for Mobile terminals and ancillary equipment".
- [5] 3GPP TS 34.122: "Terminal Conformance Specification; Radio transmission and reception (TDD)".
- [6] 3GPP TS 34.109: "Terminal Logical Test Interface; Special conformance testing functions".
- [8] 3GPP TS 25.214: "Physical layer procedures (FDD)".
- [7] 3GPP TS 25.301 "Radio Interface Protocol Architecture".
- [9] 3GPP TR 21.905: "Vocabulary for 3GPP Specifications".
- [10] 3GPP TR 25.990: "Vocabulary".
- [11] 3GPP TS 25.101: "UE Radio transmission and reception (FDD)".
- [12] 3GPP TS 25.102: "UTRA (UE) TDD; Radio transmission and reception".
- [13] 3GPP TS 25.211: "Physical Channels and mapping of Transport Channels onto Physical channels (FDD)".
- [14] 3GPP TS 25.212: "Multiplexing and Channel Coding (FDD)".
- [15] 3GPP TS 23.107: "Quality of Service (QoS) concept and architecture".
- [16] 3GPP TS 26.110: "Codec for Circuit Switched Multimedia Telephony Service; General Description".
- [17] 3GPP TS 29.007: "General requirements on interworking between the Public Land Mobile Network (PLMN) and the Integrated Services Digital Network (ISDN) or Public Switched Telephone Network (PSTN)".
- [18] 3GPP TR 23.910: "Circuit Switched Data Bearer Service".
- [19] Void.
- [20] 3GPP TS 25.104: "UTRA (BS) FDD; Radio Transmission and Reception".

- [21] 3GPP TS 25.105: "UTRA (BS) TDD; Radio Transmission and Reception".
- [22] 3GPP TS 31.101: "UICC-Terminal Interface; Physical and Logical Characteristics".
- [23] 3GPP TS 31.102: "Characteristics of the USIM Application".
- [24] 3GPP TS 33.102: "3G Security; Security Architecture".
- [25] 3GPP TS 33.103: "3G Security; Integration Guidelines".
- [26] 3GPP TS 33.105: "3G Security; Cryptographic Algorithm Requirements".
- [27] 3GPP TS 25.224: "Physical layer procedures (TDD)".
- [28] 3GPP TS 25.221: "Physical Channels and mapping of Transport Channels onto Physical channels (TDD)".
- [29] 3GPP TS 25.222: "Multiplexing and Channel Coding (TDD)".
- [30] 3GPP TS 25.133: "Requirements for support of radio resource management (FDD)".
- [31] [3GPP TS 24.008: "Mobile radio interface layer 3 specification; Core Network Protocols; Stage 3"](#).

3 Definitions and abbreviations

<<End of modified section>>

<<Start modified section>>

7.2 Generic setup procedures

7.2.1 UE Test States for Generic setup procedures

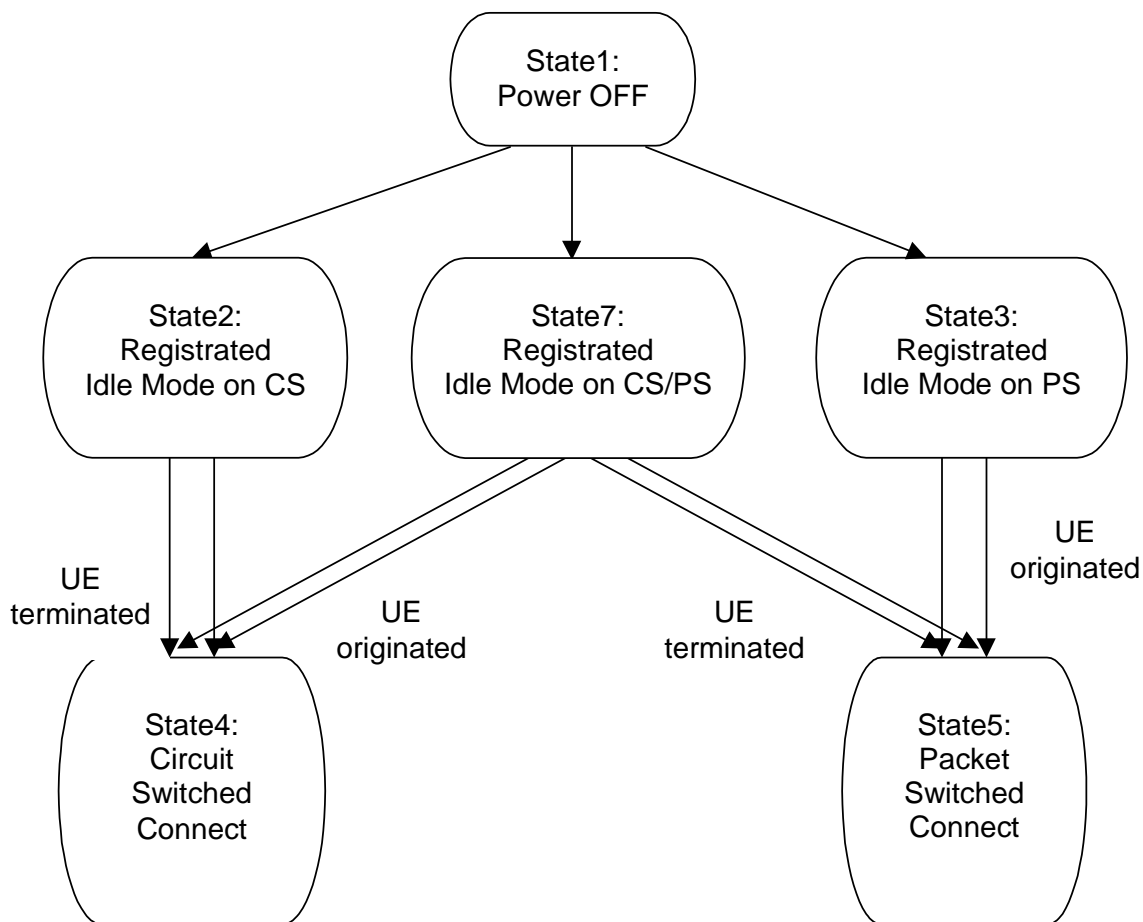


Figure 7.2.1.1: UE Test States for Generic setup procedures

In order that the UE can set up a call in UTRAN, there are a number of procedures to be undertaken in a hierarchical sequence to move between known states. The sequences are shown in figure 7.2.1.1 and the status of the relevant protocols in the UE in the different states are given in table 7.2.1.1.

Table 7.2.1.1: The UE states

		RRC	CC	MM	SM	GMM
State1	Power OFF	----	null	detached	inactive	detached
State2	Registered Idle Mode on CS	idle	null	idle	inactive	detached
State3	Registered Idle Mode on PS	idle	null	detached	inactive	idle
State4	Circuit Switched Connect	connected	active	connected	inactive	same as previous state
State5	Packet Switched Connect	connected	null	same as previous state	active	connected
State7	Registered Idle Mode on CS/PS	idle	null	idle	inactive	idle

7.2.2 Registration of UE

[The default procedures required to achieve the changes of state between State 1, in clause 7.2.1, and States 2, 3 and 7 are illustrated in the following sections.](#)

The choice of which procedure to use given a UE supporting packet services is influenced by the Network Mode of Operation being simulated by the SS and by the Operation Mode of the UE, as described in [31] clause 1.7.2.2. Table 7.2.2 shows the appropriate clause number for each combination of these two modes of operation.

Table 7.2.2: Registration Procedures for UEs Supporting Packet Services

Network Mode		NMO I	NMO II
UE Mode	PS/CS	7.2.2.3	7.2.2.4
	PS	7.2.2.2	7.2.2.2

7.2.2.1 Registration on CS

7.2.2.1.1 Initial condition

System Simulator:

- 1 cell, default parameters.

User Equipment:

- The UE shall be operated under normal test conditions.
- The Test-USIM shall be inserted.

7.2.2.1.2 Definition of system information messages

The default system information messages are used.

7.2.2.1.3 Procedure

Registration of UE for SS shall be established under ideal radio conditions as defined in 5. Reference Test Conditions.

Step	Direction		Message	Comments
	UE	SS		
1	<--		SYSTEM INFORMATION (BCCH)	NW Broadcast
2	-->		RRC CONNECTION REQUEST (CCCH)	RRC
3	<--		RRC CONNECTION SETUP (CCCH)	RRC
4	-->		RRC CONNECTION SETUP COMPLETE (DCCH)	RRC
5	-->		LOCATION UPDATING REQUEST	MM
6	<--		AUTHENTICATION REQUEST	MM
7	-->		AUTHENTICATION RESPONSE	MM
8	<--		SECURITY MODE COMMAND	RRC
9	-->		SECURITY MODE COMPLETE	RRC
10	<--		LOCATION UPDATING ACCEPT	MM
11	-->		TMSI REALLOCATION COMPLETE	MM
12	<--		RRC CONNECTION RELEASE	RRC
13	-->		RRC CONNECTION RELEASE COMPLETE	RRC

7.2.2.1.4 Specific message contents

All Specific message contents shall be referred to clause 9 "Default Message Contents of Layer3 Messages for Layer 3 Testing".

7.2.2.2 Registration on PS

7.2.2.2.1 Initial condition

System Simulator:

- 1 cell, default parameters.

User Equipment:

- The UE shall be operated under normal test conditions.
- The Test-USIM shall be inserted.

7.2.2.2.2 Definition of system information messages

The default system information messages are used.

7.2.2.2.3 Procedure

Registration of UE for SS shall be established under ideal radio conditions as defined in 5. Reference Test Conditions.

Step	Direction		Message	Comments
	UE	SS		
1	<--		SYSTEM INFORMATION (BCCH)	NW Broadcast
2	-->		RRC CONNECTION REQUEST (CCCH)	RRC
3	<--		RRC CONNECTION SETUP (CCCH)	RRC
4	-->		RRC CONNECTION SETUP COMPLETE (DCCH)	RRC
5	-->		ATTACH REQUEST	GMM
6	<--		AUTHENTICATION AND CIPHERING REQUEST	GMM
7	-->		AUTHENTICATION AND CIPHERING RESPONSE	GMM
8	<--		SECURITY MODE COMMAND	RRC
9	-->		SECURITY MODE COMPLETE	RRC
10	<--		ATTACH ACCEPT	GMM
11	-->		ATTACH COMPLETE	GMM
12	<--		RRC CONNECTION RELEASE	RRC
13	-->		RRC CONNECTION RELEASE COMPLETE	RRC

7.2.2.2.4 Specific message contents

All Specific message contents shall be referred to clause 9 "Default Message Contents of Layer3 Messages for Layer 3 Testing".

7.2.2.3 Registration on CS / PS combined environment

7.2.2.3.1 Initial condition

System Simulator:

- 1 cell [operating in network operation mode I](#), default parameters.

User Equipment:

- The UE shall be operated under normal test conditions.
- The Test-USIM shall be inserted.

7.2.2.3.2 Definition of system information messages

The default system information messages are used.

7.2.2.3.3 Procedure

Registration of UE for SS shall be established under ideal radio conditions as defined in 5. Reference Test Conditions.

Step	Direction		Message	Comments
	UE	SS		
1	<--		SYSTEM INFORMATION (BCCH)	NW Broadcast
2	-->		RRC CONNECTION REQUEST (CCCH)	RRC
3	<--		RRC CONNECTION SETUP (CCCH)	RRC
4	-->		RRC CONNECTION SETUP COMPLETE (DCCH)	RRC
5	-->		ATTACH REQUEST	GMM
6	<--		AUTHENTICATION AND CIPHERING REQUEST	GMM
7	-->		AUTHENTICATION AND CIPHERING RESPONSE	GMM
8	<--		SECURITY MODE COMMAND	RRC
9	-->		SECURITY MODE COMPLETE	RRC
10	<--		ATTACH ACCEPT	GMM
11	-->		ATTACH COMPLETE	GMM
12	<--		RRC CONNECTION RELEASE	RRC
13	-->		RRC CONNECTION RELEASE COMPLETE	RRC

7.2.2.3.4 Specific message contents

All Specific message contents shall be referred to clause 9 "Default Message Contents of Layer3 Messages for Layer 3 Testing".

7.2.2.4 Registration on CS / PS non-combined environment

7.2.2.4.1 Initial condition

System Simulator:

- 1 cell operating in network operation mode II, default parameters.

User Equipment:

- The UE set to Operation mode A
- The UE shall be operated under normal test conditions.
- The Test-USIM shall be inserted.

7.2.2.4.2 Definition of system information messages

The default system information messages are used.

7.2.2.4.3 Procedure

Registration of UE for SS shall be established under ideal radio conditions as defined in 5. Reference Test Conditions.

Registrations in the CS domain and in the PS domain shall execute independently. The separate procedures shall be as defined in clauses 7.2.2.1 and 7.2.2.2.

The separate registration procedures may occur sequentially or in parallel. If the procedures occur sequentially either the same RRC connection may be used for both, or alternatively a separate RRC connection may be used for each registration procedure.

7.2.2.4.4 Specific message contents

All Specific message contents shall be referred to clause 9 "Default Message Contents of Layer3 Messages for Layer 3 Testing".

7.2.3 Call setup

7.2.3.1 Generic call set up procedure for mobile terminating circuit switched calls

7.2.3.1.1 Initial conditions

System Simulator:

- 1 cell, default parameters.

User Equipment:

- The UE shall be operated under normal test conditions.
- The Test-USIM shall be inserted.

<<End of modified section>>

CHANGE REQUEST

34.108 CR 205 # rev **-** # Current version: **3.10.0**

For **HELP** on using this form, see bottom of this page or look at the pop-up text over the # symbols.

Proposed change affects: UICC apps# ME Radio Access Network Core Network

Title:	# CR to 34.108 R99; Update of default configurations to enable testing of low end UEs		
Source:	# Ericsson		
Work item code:	# TEI	Date:	# 14/02/2003
Category:	# F	Release:	# R99
	Use <u>one</u> of the following categories:		Use <u>one</u> of the following releases:
	F (correction)		2 (GSM Phase 2)
	A (corresponds to a correction in an earlier release)	R96	(Release 1996)
	B (addition of feature),	R97	(Release 1997)
	C (functional modification of feature)	R98	(Release 1998)
	D (editorial modification)	R99	(Release 1999)
	Detailed explanations of the above categories can be found in 3GPP TR 21.900 .	Rel-4	(Release 4)
		Rel-5	(Release 5)
		Rel-6	(Release 6)

Reason for change:	# The current configurations in 34.108 and 34.123-1 do not allow testing of all UE classes. This contribution proposes a modified configuration to allow testing of UEs with limited capabilities (10 kbyte UE memory and no TC support).
Summary of change:	# The following changes are proposed: <ol style="list-style-type: none"> 1. The default RLC window size for SRB2,3,4 is changed from 128 to 32. 2. The Common Radio Bearer configurations used for RLC tests is modified: <ul style="list-style-type: none"> - The TFS for the UM tests with 7 bit Length indicators no longer includes more than 1 TB, thus remaining below the UE capability on 'Maximum sum of number of bits of all transport blocks being received at an arbitrary time instant' of the 32kbps UE class (640 bits). In addition the TTI is updated to 40ms in order to align to the existing UL/DL 8/8kbps RAB. - The PDU size for AM tests with 7bit Length indicators is changed from 320 to 128. This allows the current RLC window sizes to be used which limits the impact on the existing L2 test cases. - The RLC PDU size as well as the RLC window size for testing of 15 bit length indicators are unchanged. This implies that only UEs with >50 kbyte RLC buffer memory can be tested with 15 bit length indicators. If this is unacceptable, the RLC window size could potentially be decreased for RLC tests with 15 bit LIs. - The L1 parameters are modified since the current values seem incorrect. The values have been confirmed by RAN1 (in LS in T1-030132/R1-

	030199).
Consequences if not approved:	⌘ L2 testing can not be performed on lower UE classes

Clauses affected:	⌘ 6.11 and 9.1.1								
Other specs affected:	<table border="1"> <thead> <tr> <th>Y</th> <th>N</th> </tr> </thead> <tbody> <tr> <td><input checked="" type="checkbox"/></td> <td><input type="checkbox"/></td> </tr> <tr> <td><input checked="" type="checkbox"/></td> <td><input type="checkbox"/></td> </tr> <tr> <td><input checked="" type="checkbox"/></td> <td><input type="checkbox"/></td> </tr> </tbody> </table> Other core specifications ⌘ Test specifications ⌘ O&M Specifications ⌘	Y	N	<input checked="" type="checkbox"/>	<input type="checkbox"/>	<input checked="" type="checkbox"/>	<input type="checkbox"/>	<input checked="" type="checkbox"/>	<input type="checkbox"/>
Y	N								
<input checked="" type="checkbox"/>	<input type="checkbox"/>								
<input checked="" type="checkbox"/>	<input type="checkbox"/>								
<input checked="" type="checkbox"/>	<input type="checkbox"/>								
Other comments:	⌘								

How to create CRs using this form:

Comprehensive information and tips about how to create CRs can be found at <http://www.3gpp.org/specs/CR.htm>. Below is a brief summary:

- 1) Fill out the above form. The symbols above marked ⌘ contain pop-up help information about the field that they are closest to.
- 2) Obtain the latest version for the release of the specification to which the change is proposed. Use the MS Word "revision marks" feature (also known as "track changes") when making the changes. All 3GPP specifications can be downloaded from the 3GPP server under <ftp://ftp.3gpp.org/specs/> For the latest version, look for the directory name with the latest date e.g. 2001-03 contains the specifications resulting from the March 2001 TSG meetings.
- 3) With "track changes" disabled, paste the entire CR form (use CTRL-A to select it) into the specification just in front of the clause containing the first piece of changed text. Delete those parts of the specification which are not relevant to the change request.

<Start of modified section>

6.11 Common Radio Bearer configurations for other test purposes

The common radio bearer configurations are used for functional testing of various UE functions. Only common configurations that are used by multiple test cases and are not covered by the reference radio bearer configurations in clause 6.10 are specified in the present clause. Radio bearer configurations only used by a single test case are specified in the actual test case itself.

NOTE: If not specifically specified then the mid-value of the RM attribute value range as specified by the actual reference radio bearer configuration shall be applied for testing.

6.11.1 Unacknowledged Mode Radio Bearer configuration (7 bit Length Indicator)

This configuration is based on the Interactive or background / UL:864 DL 864 kbps / PS RAB + UL:3.4 DL 3.4 kbps SRBs for DCCH (see TS 34.108 clause 6.10.2.4.1.23a6) with the transport channels parameters of the RAB and TFCS defined as followsed:

Transport channel parameters for the Uplink RAB

Higher layer	RAB/Signalling RB	RAB	
RLC	Logical channel type	DTCH	
	RLC mode	UM	
	Payload sizes, bit	328	
	Max data rate, bps	8200 65600	
	UMD PDU header, bit	8	
MAC	MAC header, bit	0	
	MAC multiplexing	N/A	
Layer 1	TrCH type	DCH	
	TB sizes, bit	336	
	TFS	TF0, bits	0x336
		TF1, bits	1x336
		TF2, bits	2x336 (note)
		TF3, bits	3x336 (note)
		TF4, bits	4x336 (note)
	TTI, ms	20 40	
	Coding type	TCC 1/3	
	CRC, bit	16	
	Max number of bits/TTI after channel coding	1080 4236	
	Uplink: Max number of bits/radio frame before rate matching	270 2148	
RM attribute	135-175 130-170		
NOTE:— This TFI is not applied to TFS for RLC test cases.			

TFCS

TFCS size	4
TFCS	(64 8 kbps RAB, DCCH)= (TF0, TF0), (TF1, TF0), (TF0, TF1), (TF1, TF1)

Transport channel parameters for the Downlink RAB

Higher layer	RAB/Signalling RB	RAB	
RLC	Logical channel type	DTCH	
	RLC mode	UM	
	Payload sizes, bit	328	
	Max data rate, bps	8200 65600	
	UMD PDU header, bit	8	
MAC	MAC header, bit	0	
	MAC multiplexing	N/A	
Layer 1	TrCH type	DCH	
	TB sizes, bit	336	
	TFS	TF0, bits	0x336
		TF1, bits	1x336
		TF2, bits	2x336 (note)
		TF3, bits	3x336 (note)
		TF4, bits	4x336 (note)
	TTI, ms	2040	
	Coding type	CC 1/3TC	
	CRC, bit	16	
Max number of bits/TTI after channel coding	1080 4236		
RM attribute	135-175 130-170		

NOTE: — This TFI is not applied to TFS for RLC test cases.

TFCS

TFCS size	4
TFCS	(64 8 kbps RAB, DCCH)= (TF0, TF0), (TF1, TF0), (TF0, TF1), (TF1, TF1)

6.11.2 Unacknowledged Mode Radio Bearer configuration (15 bit Length Indicator)

This configuration is based on the Interactive or background / UL:64 DL 64 kbps / PS RAB + UL:3.4 DL 3.4 kbps SRBs for DCCH (see TS 34.108 clause 6.10.2.4.1.26) with the transport channels parameters of the RAB defined as followed:

Transport channel parameters for the Uplink RAB

Higher layer	RAB/Signalling RB	RAB	
RLC	Logical channel type	DTCH	
	RLC mode	UM	
	Payload sizes, bit	1336	
	Max data rate, bps	66800	
	UMD PDU header, bit	8	
MAC	MAC header, bit	0	
	MAC multiplexing	N/A	
Layer 1	TrCH type	DCH	
	TB sizes, bit	1344	
	TFS	TF0, bits	0x1344
		TF1, bits	1x1344
	TTI, ms	20	
	Coding type	TC	
	CRC, bit	16	
	Max number of bits/TTI after channel coding	4092 4236	
	Uplink: Max number of bits/radio frame before rate matching	2046 2118	
	RM attribute	130-170	

Transport channel parameters for the Downlink RAB

Higher layer	RAB/Signalling RB	RAB	
RLC	Logical channel type	DTCH	
	RLC mode	UM	
	Payload sizes, bit	1336	
	Max data rate, bps	66800	
	UMD PDU header, bit	8	
MAC	MAC header, bit	0	
	MAC multiplexing	N/A	
Layer 1	TrCH type	DCH	
	TB sizes, bit	1344	
	TFS	TF0, bits	0x1344
		TF1, bits	1x1344
	TTI, ms	20	
	Coding type	TC	
	CRC, bit	16	
	Max number of bits/TTI after channel coding	4092 4236	
	RM attribute	130-170	

6.11.3 Acknowledged Mode Radio Bearer configuration (7 bit Length Indicator)

~~Transport channel parameters for the Uplink RAB~~

See clause 6.10.2.4.1.24.1. Note that TF2, TF3, and TF4 are not applied to the TFS for RLC tests, so the TFCS is defined as follows:

TFCS

TFCS-size	4
TFCS	(64 kbps RAB, DCCH)= (TF0, TF0), (TF1, TF0), (TF0, TF1), (TF1, TF1)

Transport channel parameters for the Downlink RAB

See clause 6.10.2.4.1.25.2. Note that TF2, TF3, and TF4 are not applied to the TFS for RLC tests, so TFCS is defined as follows:

TFCS

<u>TFCS size</u>	4
<u>TFCS</u>	(64 kbps RAB, DCCH)= (TF0, TF0), (TF1, TF0), (TF0, TF1), (TF1, TF1)

Transport channel parameters for the Uplink RAB

<u>Higher layer</u>	<u>RAB/Signalling RB</u>	<u>RAB</u>	
<u>RLC</u>	<u>Logical channel type</u>	<u>DTCH</u>	
	<u>RLC mode</u>	<u>AM</u>	
	<u>Payload sizes, bit</u>	<u>128</u>	
	<u>Max data rate, bps</u>	<u>6400</u>	
	<u>UMD PDU header, bit</u>	<u>16</u>	
<u>MAC</u>	<u>MAC header, bit</u>	<u>0</u>	
	<u>MAC multiplexing</u>	<u>N/A</u>	
<u>Layer 1</u>	<u>TrCH type</u>	<u>DCH</u>	
	<u>TB sizes, bit</u>	<u>144</u>	
	<u>TFS</u>	<u>0x144</u>	<u>0x144</u>
		<u>1x144</u>	<u>1x144</u>
	<u>TTI, ms</u>	<u>20</u>	
	<u>Coding type</u>	<u>CC 1/3</u>	
	<u>CRC, bit</u>	<u>16</u>	
	<u>Max number of bits/TTI after channel coding</u>	<u>504</u>	
	<u>Uplink: Max number of bits/radio frame before rate matching</u>	<u>252</u>	
	<u>RM attribute</u>	<u>135-175</u>	

TFCS

<u>TFCS size</u>	4
<u>TFCS</u>	(RAB, DCCH)= (TF0, TF0), (TF1, TF0), (TF0, TF1), (TF1, TF1)

Transport channel parameters for the Downlink RAB

Higher layer	RAB/Signalling RB	RAB	
RLC	Logical channel type	DTCH	
	RLC mode	AM	
	Payload sizes, bit	128	
	Max data rate, bps	6400	
	UMD PDU header, bit	16	
MAC	MAC header, bit	0	
	MAC multiplexing	N/A	
Layer 1	TrCH type	DCH	
	TB sizes, bit	144	
	TFS	0x144	0x144
		1x144	1x144
	TTI, ms	20	
	Coding type	CC 1/3	
	CRC, bit	16	
	Max number of bits/TTI after channel coding	504	
	RM attribute	135-175	

TFCS

TFCS size	4
TFCS	(RAB, DCCH)= (TF0, TF0), (TF1, TF0), (TF0, TF1), (TF1, TF1)

6.11.4 Acknowledged Mode Radio Bearer configuration (15 bit Length Indicator)

This configuration is based on the Interactive or background / UL:64 DL 64 kbps / PS RAB + UL:3.4 DL 3.4 kbps SRBs for DCCH (see TS 34.108 clause 6.10.2.4.1.26) with the transport channels parameters of the RAB defined as followed.

Transport channel parameters for the Uplink RAB

Higher layer	RAB/Signalling RB	RAB	
RLC	Logical channel type	DTCH	
	RLC mode	AM	
	Payload sizes, bit	1328	
	Max data rate, bps	66400	
	AMD PDU header, bit	16	
MAC	MAC header, bit	0	
	MAC multiplexing	N/A	
Layer 1	TrCH type	DCH	
	TB sizes, bit	1344	
	TFS	TF0, bits	0x1344
		TF1, bits	1x1344
	TTI, ms	20	
	Coding type	TC	
	CRC, bit	16	
	Max number of bits/TTI after channel coding	4092 4236	
	Uplink: Max number of bits/radio frame before rate matching	2046 2118	
RM attribute	130-170		

Transport channel parameters for the Downlink RAB

Higher layer	RAB/Signalling RB		RAB
RLC	Logical channel type		DTCH
	RLC mode		AM
	Payload sizes, bit		1328
	Max data rate, bps		66400
	AMD PDU header, bit		16
MAC	MAC header, bit		0
	MAC multiplexing		N/A
Layer 1	TrCH type		DCH
	TB sizes, bit		1344
	TFS	TF0, bits	0x1344
		TF1, bits	1x1344
	TTI, ms		20
	Coding type		TC
	CRC, bit		16
	Max number of bits/TTI after channel coding		4092 4236
RM attribute		130-170	

<End of modified section>

<Start of next modified section>

9.1.1 Default RRC Message Contents (FDD)

<Skip until first modified default message>

Contents of RRC CONNECTION SETUP message: UM (Transition to CELL_DCH)

Information Element	Value/remark
Message Type	
Initial UE identity	Select the same identity as in the IE "Initial UE Identity" in received RRC CONNECTION REQUEST" message
RRC transaction identifier	Arbitrarily selects an integer between 0 and 3
Activation time	Not Present(Now)
New U-RNTI	
- SRNC identity	0000 0000 0001B
- S-RNTI	0000 0000 0000 0000 0001B
New C-RNTI	Not present
RRC State Indicator	CELL_DCH
UTRAN DRX cycle length coefficient	9
Capability update requirement	
- UE radio access FDD capability update requirement	TRUE
- UE radio access TDD capability update requirement	FALSE
- System specific capability update requirement list	Gsm
Signalling RB information to setup	(UM DCCH for RRC)
- RB identity	Not present
- CHOICE RLC info type	
- RLC info	
- CHOICE Uplink RLC mode	UM RLC
- Transmission RLC discard	Not present
- CHOICE Downlink RLC mode	UM RLC
- RB mapping info	
- Information for each multiplexing option	2 RBMuxOptions
- RLC logical channel mapping indicator	Not Present
- Number of RLC logical channels	1
- Uplink transport channel type	DCH
- UL Transport channel identity	5
- Logical channel identity	1
- CHOICE RLC size list	Configured
- MAC logical channel priority	1
- Downlink RLC logical channel info	
- Number of RLC logical channels	1
- Downlink transport channel type	DCH
- DL DCH Transport channel identity	10
- DL DSCH Transport channel identity	Not Present
- Logical channel identity	1
- RLC logical channel mapping indicator	Not Present
- Number of RLC logical channels	1
- Uplink transport channel type	RACH
- UL Transport channel identity	Not Present
- Logical channel identity	1
- CHOICE RLC size list	Explicit List
- RLC size index	According to TS34.108 clause 6.10.2.4.1.3 (standalone 13.6 kbps signalling radio bearer)
- MAC logical channel priority	1
- Downlink RLC logical channel info	
- Number of RLC logical channels	1
- Downlink transport channel type	FACH
- DL DCH Transport channel identity	Not Present
- DL DSCH Transport channel identity	Not Present
- Logical channel identity	1
Signalling RB information to setup	(AM DCCH for RRC)
- RB identity	Not Present
- CHOICE RLC info type	

Information Element	Value/remark
- RLC info	
- CHOICE Uplink RLC mode	AM RLC
- Transmission RLC discard	
- SDU discard mode	No discard
- MAX_DAT	15
- Transmission window size	42832
- Timer_RST	500
- Max_RST	1
- Polling info	
- Timer_poll_prohibit	200
- Timer_poll	200
- Poll_PDU	Not present
- Poll_SDU	1
- Last transmission PDU poll	TRUE
- Last retransmission PDU poll	TRUE
- Poll_Window	99
- Timer_poll_periodic	Not Present
- CHOICE Downlink RLC mode	AM RLC
- In-sequence delivery	TRUE
- Receiving window size	42832
- Downlink RLC status info	
- Timer_status_prohibit	200
- Timer_EPC	Not present
- Missing PDU indicator	TRUE
- Timer_STATUS_periodic	Not Present
- RB mapping info	
- Information for each multiplexing option	2 RBMuxOptions
- RLC logical channel mapping indicator	Not Present
- Number of RLC logical channels	1
- Uplink transport channel type	DCH
- UL Transport channel identity	5
- Logical channel identity	2
- CHOICE RLC size list	Configured
- MAC logical channel priority	2
- Downlink RLC logical channel info	
- Number of RLC logical channels	1
- Downlink transport channel type	DCH
- DL DCH Transport channel identity	10
- DL DSCH Transport channel identity	Not Present
- Logical channel identity	2
- RLC logical channel mapping indicator	Not Present
- Number of RLC logical channels	1
- Uplink transport channel type	RACH
- UL Transport channel identity	Not Present
- Logical channel identity	2
- CHOICE RLC size list	Explicit List
- RLC size index	According to TS34.108 clause 6.10.2.4.1.3 (standalone 13.6 kbps signalling radio bearer)
- MAC logical channel priority	2
- Downlink RLC logical channel info	
- Number of RLC logical channels	1
- Downlink transport channel type	FACH
- DL DCH Transport channel identity	Not Present
- DL DSCH Transport channel identity	Not Present
- Logical channel identity	2
Signalling RB information to setup	(AM DCCH for NAS_DT High priority)
- RB identity	Not Present
- CHOICE RLC info type	
- RLC info	
- CHOICE Uplink RLC mode	AM RLC
- Transmission RLC discard	
- SDU discard mode	No discard
- MAX_DAT	15
- Transmission window size	42832
- Timer_RST	500
- Max_RST	1
- Polling info	

Information Element	Value/remark
- Timer_poll_prohibit	200
- Timer_poll	200
- Poll_PDU	Not present
- Poll_SDU	1
- Last transmission PDU poll	TRUE
- Last retransmission PDU poll	TRUE
- Poll_Window	99
- Timer_poll_periodic	Not Present
- CHOICE Downlink RLC mode	AM RLC
- In-sequence delivery	TRUE
- Receiving window size	428 32
- Downlink RLC status info	
- Timer_status_prohibit	200
- Timer_EPC	Not present
- Missing PDU indicator	TRUE
- Timer_STATUS_periodic	Not Present
- RB mapping info	
- Information for each multiplexing option	2 RBMuxOptions
- RLC logical channel mapping indicator	Not Present
- Number of RLC logical channels	1
- Uplink transport channel type	DCH
- UL Transport channel identity	5
- Logical channel identity	3
- CHOICE RLC size list	Configured
- MAC logical channel priority	3
- Downlink RLC logical channel info	
- Number of RLC logical channels	1
- Downlink transport channel type	DCH
- DL DCH Transport channel identity	10
- DL DSCH Transport channel identity	Not Present
- Logical channel identity	3
- RLC logical channel mapping indicator	Not Present
- Number of RLC logical channels	1
- Uplink transport channel type	RACH
- UL Transport channel identity	Not Present
- Logical channel identity	3
- CHOICE RLC size list	Explicit List
- RLC size index	According to TS34.108 clause 6.10.2.4.1.3 (standalone 13.6 kbps signalling radio bearer)
- MAC logical channel priority	3
- Downlink RLC logical channel info	
- Number of RLC logical channels	1
- Downlink transport channel type	FACH
- DL DCH Transport channel identity	Not Present
- DL DSCH Transport channel identity	Not Present
- Logical channel identity	3
Signalling RB information to setup	(AM DCCH for NAS_DT Low priority)
- RB identity	Not present
- CHOICE RLC info type	
- RLC info	
- CHOICE Uplink RLC mode	AM RLC
- Transmission RLC discard	
- SDU discard mode	No discard
- MAX_DAT	15
- Transmission window size	428 32
- Timer_RST	500
- Max_RST	1
- Polling info	
- Timer_poll_prohibit	200
- Timer_poll	200
- Poll_PDU	Not present
- Poll_SDU	1
- Last transmission PDU poll	TRUE
- Last retransmission PDU poll	TRUE
- Poll_Window	99
- Timer_poll_periodic	Not Present
- CHOICE Downlink RLC mode	AM RLC

Information Element	Value/remark
- In-sequence delivery	TRUE
- Receiving window size	428 32
- Downlink RLC status info	
- Timer_status_prohibit	200
- Timer_EPC	Not Present
- Missing PDU indicator	TRUE
- Timer_STATUS_periodic	Not Present
- RB mapping info	
- Information for each multiplexing option	2 RBMuxOptions
- RLC logical channel mapping indicator	Not Present
- Number of RLC logical channels	1
- Uplink transport channel type	DCH
- UL Transport channel identity	5
- Logical channel identity	4
- CHOICE RLC size list	Configured
- MAC logical channel priority	4
- Downlink RLC logical channel info	
- Number of RLC logical channels	1
- Downlink transport channel type	DCH
- DL DCH Transport channel identity	10
- DL DSCH Transport channel identity	Not Present
- Logical channel identity	4
- RLC logical channel mapping indicator	Not Present
- Number of RLC logical channels	1
- Uplink transport channel type	RACH
- UL Transport channel identity	Not Present
- Logical channel identity	4
- CHOICE RLC size list	Explicit List
- RLC size index	According to TS34.108 clause 6.10.2.4.1.3 (standalone 13.6 kbps signalling radio bearer)
- MAC logical channel priority	4
- Downlink RLC logical channel info	
- Number of RLC logical channels	1
- Downlink transport channel type	FACH
- DL DCH Transport channel identity	Not Present
- DL DSCH Transport channel identity	Not Present
- Logical channel identity	4
UL Transport channel information for all transport channels	
- PRACH TFCS	Not Present
- CHOICE Mode	FDD
- TFC subset	Not Present
- UL DCH TFCS	
- CHOICE TFCI signalling	Normal
- TFCI Field 1 information	
- CHOICE TFCS representation	Addition
- TFCS complete reconfigure	
- CHOICE CTFC Size	2bit CTFC
- CTFC information	This IE is repeated for TFC numbers according to TS34.108 clause 6.10.2.4.1.3 (standalone 13.6 kbps signalling radio bearer)
- CTFC	According to TS34.108 clause 6.10.2.4.1.3 (standalone 13.6 kbps signalling radio bearer)
- Power offset information	
- CHOICE Gain Factors	Computed Gain Factors (The last TFC is set to Signalled Gain Factors)
- Gain factor β_c	11 (below 64 kbps) 9 (higher than 64 kbps) (Not Present if the above is set to Computed Gain Factors)
- Gain factor β_d	15 (Not Present if the above is set to Computed Gain Factors)
- Reference TFC ID	0
- CHOICE mode	FDD
- Power offset Pp-m	Not Present
Added or Reconfigured UL TrCH information	
- Uplink transport channel type	DCH
- UL Transport channel identity	5

Information Element	Value/remark
- TFS	
- CHOICE Transport channel type	Dedicated transport channels
- Dynamic Transport format information	
- RLC size	According to TS34.108 clause 6.10.2.4.1.3 (standalone 13.6 kbps signalling radio bearer)
- Number of TBs and TTI lists	(This IE is repeated for TFI number)
- Transmission Time Interval	According to TS34.108 clause 6.10.2.4.1.3 (standalone 13.6 kbps signalling radio bearer)
- Number of Transport blocks	According to TS34.108 clause 6.10.2.4.1.3 (standalone 13.6 kbps signalling radio bearer)
- CHOICE Logical channel list	All
- Semi-static Transport Format information	
- Transmission time interval	According to TS34.108 clause 6.10.2.4.1.3 (standalone 13.6 kbps signalling radio bearer)
- Type of channel coding	According to TS34.108 clause 6.10.2.4.1.3 (standalone 13.6 kbps signalling radio bearer)
- Coding Rate	According to TS34.108 clause 6.10.2.4.1.3 (standalone 13.6 kbps signalling radio bearer)
- Rate matching attribute	According to TS34.108 clause 6.10.2.4.1.3 (standalone 13.6 kbps signalling radio bearer)
- CRC size	According to TS34.108 clause 6.10.2.4.1.3 (standalone 13.6 kbps signalling radio bearer)
DL Transport channel information common for all transport channel	
- SCCPCH TFCS	Not Present
- CHOICE mode	FDD
- CHOICE DL parameters	Same as UL
Added or Reconfigured DL TrCH information	
- Downlink transport channel type	DCH
- DL Transport channel identity	10
- CHOICE DL parameters	Same as UL
- Uplink transport channel type	DCH
- UL TrCH Identity	5
- DCH quality target	
- BLER Quality value	-2.0
Frequency info	Not Present
Maximum allowed UL TX power	Not Present
Uplink DPCH info	
- Uplink DPCH power control info	
- DPCCH power offset	-6dB
- PC Preamble	1 frame
- SRB delay	7 frames
- Power Control Algorithm	Algorithm1
- TPC step size	1dB
- Scrambling code type	Long
- Scrambling code number	0 (0 to 16777215)
- Number of DPDCH	Not Present(1)
- Spreading factor	According to TS34.108 clause 6.10.2.4.1.3 (standalone 13.6 kbps signalling radio bearer)
- TFCI existence	According to TS34.108 clause 6.10.2.4.1.3 (standalone 13.6 kbps signalling radio bearer)
- Number of FBI bit	According to TS34.108 clause 6.10.2.4.1.3 (standalone 13.6 kbps signalling radio bearer)
- Puncturing Limit	According to TS34.108 clause 6.10.2.4.1.3 (standalone 13.6 kbps signalling radio bearer)
Downlink information common for all radio links	
- Downlink DPCH info common for all RL	
- Timing Indication	Initialise
- CFN-targetSFN frame offset	Not Present
- CHOICE mode	FDD
- Downlink DPCH power control information	
- DPC mode	0 (single)
- Power offset $P_{\text{Pilot-DPDCH}}$	0
- DL rate matching restriction information	Not Present
- Spreading factor	According to TS34.108 clause 6.10.2.4.1.3 (standalone 13.6 kbps signalling radio bearer)
- Fixed or Flexible Position	According to TS34.108 clause 6.10.2.4.1.3 (standalone 13.6 kbps signalling radio bearer)

Information Element	Value/remark
- TFCI existence	kbps signalling radio bearer)
- CHOICE SF	According to TS34.108 clause 6.10.2.4.1.3 (standalone 13.6 kbps signalling radio bearer)
- DPCH compressed mode info	According to TS34.108 clause 6.10.2.4.1.3 (standalone 13.6 kbps signalling radio bearer)
- TX Diversity mode	Not Present
- SSdT information	None
- Default DPCH Offset Value	Not Present
Downlink information for each radio links list	Arbitrary set to value 0..306688 by step of 512
- Downlink information for each radio links	
- CHOICE mode	FDD
- Primary CPICH info	
- Primary scrambling code	Reference to clause 6.1 "Default settings (FDD)"
- PDSCH with SHO DCH info	Not Present
- PDSCH code mapping	Not Present
- Downlink DPCH info for each RL	
- Primary CPICH usage for channel estimation	Primary CPICH may be used
- DPCH frame offset	Set to value: Default DPCH Offset Value mod 38400
- Secondary CPICH info	Not Present
- DL channelisation code	
- Secondary scrambling code	1
- Spreading factor	According to TS34.108 clause 6.10.2.4.1.3 (standalone 13.6 kbps signalling radio bearer)
- Code number	0
- Scrambling code change	Not Present
- TPC combination index	0
- SSdT Cell Identity	Not Present
- Closed loop timing adjustment mode	Not Present
- SCCPCH information for FACH	Not Present

Contents of RRC CONNECTION SETUP message: UM (Transition to CELL_FACH)

Information Element	Value/remark
Message Type	
Initial UE identity	Select the same identity as in the IE "Initial UE Identity" in received RRC CONNECTION REQUEST message
RRC transaction identifier	Arbitrarily selects an integer between 0 and 3
Activation time	Not Present (Now)
New U-RNTI	
- SRNC identity	0000 0000 0001B
- S-RNTI	0000 0000 0000 0000 0001B
New C-RNTI	0000 0000 0000 0001B
RRC state indicator	CELL_FACH
UTRAN DRX cycle length coefficient	9
Capability update requirement	Not Present
Signalling RB information to setup	(UM DCCH for RRC)
- RB identity	Not present
- CHOICE RLC info type	RLC info
- CHOICE Uplink RLC mode	UM RLC
- Transmission RLC discard	Not present
- SDU discard mode	Not present
- CHOICE Downlink RLC mode	UM RLC
- RB mapping info	
- Information for each multiplexing option	2 RBMuxOptions
- RLC logical channel mapping indicator	Not Present
- Number of uplink RLC logical channels	1
- Uplink transport channel type	DCH
- UL Transport channel identity	5
- Logical channel identity	1
- CHOICE RLC size list	Configured
- MAC logical channel priority	1
- Downlink RLC logical channel info	
- Number of downlink RLC logical channels	1
- Downlink transport channel type	DCH

Information Element	Value/remark
- DL DCH Transport channel identity	10
- DL DSCH Transport channel identity	Not Present
- Logical channel identity	1
- RLC logical channel mapping indicator	Not Present
- Number of uplink RLC logical channels	1
- Uplink transport channel type	RACH
- UL Transport channel identity	Not Present
- Logical channel identity	1
- CHOICE RLC size list	Explicit list
- RLC size index	According to TS34.108 clause 6.10.2.4.1.3 (standalone 13.6 kbps signalling radio bearer)
- MAC logical channel priority	1
- Downlink RLC logical channel info	
- Number of downlink RLC logical channels	1
- Downlink transport channel type	FACH
- DL DCH Transport channel identity	Not Present
- DL DSCH Transport channel identity	Not Present
- Logical channel identity	1
Signalling RB information to setup	(AM DCCH for RRC)
- RB identity	Not Present
- CHOICE RLC info type	RLC info
- CHOICE Uplink RLC mode	AM RLC
- Transmission RLC discard	
- SDU discard mode	No Discard
- MAX_DAT	15
- Transmission window size	428 32
- Timer_RST	500
- Max_RST	1
- Polling info	
- Timer_poll_prohibit	200
- Timer_poll	200
- Poll_PDU	Not Present
- Poll_SDU	1
- Last transmission PDU poll	TRUE
- Last retransmission PDU poll	TRUE
- Poll_Windows	99
- Timer_poll_periodic	Not Present
- CHOICE Downlink RLC mode	AM RLC
- In-sequence delivery	TRUE
- Receiving window size	428 32
- Downlink RLC status info	
- Timer_status_prohibit	200
- Timer_EPC	Not Present
- Missing PDU indicator	TRUE
- Timer_STATUS_periodic	Not Present
- RB mapping info	
- Information for each multiplexing option	2 RBMuxOptions
- RLC logical channel mapping indicator	Not Present
- Number of uplink RLC logical channels	1
- Uplink transport channel type	DCH
- UL Transport channel identity	5
- Logical channel identity	2
- CHOICE RLC size list	Configured
- MAC logical channel priority	2
- Downlink RLC logical channel info	
- Number of downlink RLC logical channels	1
- Downlink transport channel type	DCH
- DL DCH Transport channel identity	10
- DL DSCH Transport channel identity	Not Present
- Logical channel identity	2
- RLC logical channel mapping indicator	Not Present
- Number of uplink RLC logical channels	1
- Uplink transport channel type	RACH
- UL Transport channel identity	Not Present
- Logical channel identity	2

Information Element	Value/remark
- CHOICE RLC size list	Explicit list
- RLC size index	According to TS34.108 clause 6.10.2.4.1.3 (standalone 13.6 kbps signalling radio bearer)
- MAC logical channel priority	2
- Downlink RLC logical channel info	
- Number of downlink RLC logical channels	1
- Downlink transport channel type	FACH
- DL DCH Transport channel identity	Not Present
- DL DSCH Transport channel identity	Not Present
- Logical channel identity	2
Signalling RB information to setup	(AM DCCH for NAS_DT High priority)
- RB identity	Not present
- CHOICE RLC info type	RLC info
- CHOICE Uplink RLC mode	AM RLC
- Transmission RLC discard	
- SDU discard mode	No Discard
- MAX_DAT	15
- Transmission window size	128 32
- Timer_RST	500
- Max_RST	1
- Polling info	
- Timer_poll_prohibit	200
- Timer_poll	200
- Poll_PDU	Not Present
- Poll_SDU	1
- Last transmission PDU poll	TRUE
- Last retransmission PDU poll	TRUE
- Poll_Windows	99
- Timer_poll_periodic	Not Present
- CHOICE Downlink RLC mode	AM RLC
- In-sequence delivery	TRUE
- Receiving window size	128 32
- Downlink RLC status info	
- Timer_status_prohibit	200
- Timer_EPC	Not Present
- Missing PDU indicator	TRUE
- Timer_STATUS_periodic	Not Present
- RB mapping info	
- Information for each multiplexing option	2 RBMuxOptions
- RLC logical channel mapping indicator	Not Present
- Number of uplink RLC logical channels	1
- Uplink transport channel type	DCH
- UL Transport channel identity	5
- Logical channel identity	3
- CHOICE RLC size list	Configured
- MAC logical channel priority	3
- Downlink RLC logical channel info	
- Number of downlink RLC logical channels	1
- Downlink transport channel type	DCH
- DL DCH Transport channel identity	10
- DL DSCH Transport channel identity	Not Present
- Logical channel identity	3
- RLC logical channel mapping indicator	Not Present
- Number of uplink RLC logical channels	1
- Uplink transport channel type	RACH
- UL DCH Transport channel identity	Not Present
- Logical channel identity	3
- CHOICE RLC size list	Explicit list
- RLC size index	According to TS34.108 clause 6.10.2.4.1.3 (standalone 13.6 kbps signalling radio bearer)
- MAC logical channel priority	3
- Downlink RLC logical channel info	
- Number of downlink RLC logical channels	1
- Downlink transport channel type	FACH
- DL DCH Transport channel identity	Not Present
- DL DSCH Transport channel identity	Not Present
- Logical channel identity	3

Information Element	Value/remark
Signalling RB information to setup	(AM DCCH for NAS_DT Low priority)
- RB identity	Not Present
- CHOICE RLC info type	RLC info
- CHOICE Uplink RLC mode	AM RLC
- Transmission RLC discard	
- SDU discard mode	No Discard
- MAX_DAT	15
- Transmission window size	128 32
- Timer_RST	500
- Max_RST	1
- Polling info	
- Timer_poll_prohibit	200
- Timer_poll	200
- Poll_PDU	Not Present
- Poll_SDU	1
- Last transmission PDU poll	TRUE
- Last retransmission PDU poll	TRUE
- Poll_Windows	99
- Timer_poll_periodic	Not Present
- CHOICE Downlink RLC mode	AM RLC
- In-sequence delivery	TRUE
- Receiving window size	128 32
- Downlink RLC status info	
- Timer_status_prohibit	200
- Timer_EPC	Not Present
- Missing PDU indicator	TRUE
- Timer_STATUS_periodic	Not Present
- RB mapping info	
- Information for each multiplexing option	2 RBMuxOptions
- RLC logical channel mapping indicator	Not Present
- Number of uplink RLC logical channels	1
- Uplink transport channel type	DCH
- UL Transport channel identity	5
- Logical channel identity	4
- CHOICE RLC size list	Configured
- MAC logical channel priority	4
- Downlink RLC logical channel info	
- Number of downlink RLC logical channels	1
- Downlink transport channel type	DCH
- DL DCH Transport channel identity	10
- DL DSCH Transport channel identity	Not Present
- Logical channel identity	4
- RLC logical channel mapping indicator	Not Present
- Number of uplink RLC logical channels	1
- Uplink transport channel type	RACH
- UL Transport channel identity	Not Present
- Logical channel identity	4
- CHOICE RLC size list	Explicit list
- RLC size index	According to TS34.108 clause 6.10.2.4.1.3 (standalone 13.6 kbps signalling radio bearer)
- MAC logical channel priority	4
- Downlink RLC logical channel info	
- Number of downlink RLC logical channels	1
- Downlink transport channel type	FACH
- DL DCH Transport channel identity	Not Present
- DL DSCH Transport channel identity	Not Present
- Logical channel identity	4
UL Transport channel information for all transport channels	
- PRACH TFCS	Not Present
- CHOICE Mode	FDD
- TFC subset	Not Present
- UL DCH TFCS	
- CHOICE TFCI signalling	Normal
- TFCI Field 1 information	
- CHOICE TFCS representation	Addition
- TFCS complete reconfigure	

Information Element	Value/remark
<ul style="list-style-type: none"> - CHOICE CTFC Size - CTFC information - CTFC - Power offset information - CHOICE Gain Factors - Gain factor β_c - Gain factor β_d - Reference TFC ID - CHOICE mode - Power offset Pp-m 	2bit CTFC This IE is repeated for TFC numbers according to TS34.108 clause 6.10.2.4.1.3 (standalone 13.6 kbps signalling radio bearer) According to TS34.108 clause 6.10.2.4.1.3 (standalone 13.6 kbps signalling radio bearer) Computed Gain Factors (The last TFC is set to Signalled Gain Factors) 11 (below 64 kbps) 9 (higher than 64 kbps) (Not Present if the above is set to Computed Gain Factors) 15 (Not Present if the above is set to Computed Gain Factors) 0 FDD Not Present
Added or Reconfigured TrCH information list	TS 25.331 specifies that "Although this IE is not required when the IE "RRC state indicator" is set to "CELL_FACH", need is MP to align with ASN.1"
<ul style="list-style-type: none"> - Added or Reconfigured UL TrCH information <ul style="list-style-type: none"> - Uplink transport channel type - UL Transport channel identity - TFS - CHOICE Transport channel type - Dynamic Transport format information - RLC Size - Number of TBs and TTI List - Transmission Time Interval - Number of Transport blocks - CHOICE Logical Channel List - Semi-static Transport Format information <ul style="list-style-type: none"> - Transmission time interval - Type of channel coding - Coding Rate - Rate matching attribute - CRC size 	DCH 5 Delicated transport channels Value 16 results in an RLC size of 144 bits; OctetModeType1 ((8*sizeType1)+16). List with single entry Not Present 0 ALL 40 ms Convolutional 1/3 160 16
DL Transport channel information common for all transport channel	
<ul style="list-style-type: none"> - SCCPCH TFCS - CHOICE mode - CHOICE DL parameters 	Not Present FDD Same as UL
Added or Reconfigured TrCH information list	TS 25.331 specifies that "Although this IE is not required when the IE "RRC state indicator" is set to "CELL_FACH", need is MP to align with ASN.1"
<ul style="list-style-type: none"> - Added or Reconfigured DL TrCH information <ul style="list-style-type: none"> - Downlink transport channel type - DL Transport channel identity - CHOICE DL parameters - Uplink Transport channel type - UL TrCH identity - DCH quality target 	DCH 10 Same as UL DCH 5 Not Present
Frequency info	Not present
Maximum allowed UL TX power	Not present
CHOICE channel requirement	Not Present
Downlink information common for all radio links	Not Present
Downlink information for each radio link list	Not present