

Source: SA5 (Telecom Management)
Title: Rel-5 CR 32.622 (Configuration Management; Generic network resources IRP: Network Resource Model) : Correction of UML diagram and other corrections
Document for: Decision
Agenda Item: 7.5.3

Doc-1st-	Spec	CR	Phase	Subject	Cat	Version-	Doc-2nd-	Status-2nd-	WI
SP-030644	32.622	011	Rel-5	Correction of UML diagram and other corrections	F	5.1.0	S5-038811	Agreed	OAM-NIM

CHANGE REQUEST

⌘ **32.622 CR 011** ⌘ rev - ⌘ Current version: **5.1.0** ⌘

For **HELP** on using this form, see bottom of this page or look at the pop-up text over the ⌘ symbols.

Proposed change affects: UICC apps ME Radio Access Network Core Network

Title:	⌘ Correction of UML diagram and other corrections		
Source:	⌘ SA5 (Thomas.Tovinger@ericsson.com)		
Work item code:	⌘ OAM-NIM	Date:	⌘ 21/11/2003
Category:	⌘ F Use <u>one</u> of the following categories: F (correction) A (corresponds to a correction in an earlier release) B (addition of feature), C (functional modification of feature) D (editorial modification) Detailed explanations of the above categories can be found in 3GPP TR 21.900 .	Release:	⌘ Rel-5 Use <u>one</u> of the following releases: 2 (GSM Phase 2) R96 (Release 1996) R97 (Release 1997) R98 (Release 1998) R99 (Release 1999) Rel-4 (Release 4) Rel-5 (Release 5) Rel-6 (Release 6)

Reason for change: ⌘ The UML containment/relationship diagram in fig. 6.1 does not correctly follow the guidelines in UML and the SA5 UML Repertoire in 32.102 Annex G, and also some essential items are missing:

1. The Association names and Role names are misleading or meaningless. They should be nouns meaningful to that relation or role, not verbs or concatenated strings of class names.
2. The attributes shown are not all the defined ones for some IOCs i.e. it is inconsistent with the real definitions.
3. The Rel4 cardinality restrictions obviously do not apply to Rel5 and should be removed.
4. The System Context in subclause 4.1 should not appear in any NRM IRPs – it only applies to Interface IRPs.
5. The containment relationships need to be updated to follow the newly approved update of the UML Repertoire in 32.102 Annex G (CR S5-036798).
6. It would also be good, for improved visibility, to redraw the diagram in a UML compliant tool (e.g. Rose, like for all other NRMs).

There are also some other errors in the document, for example:

1. The inheritance for the VsDataContainer IOC is not shown at all in Figure 6.2!
2. It uses the term MOC instead of IOC everywhere.
3. The notification notification *notifyPotentialFaultyAlarmlist* is missing in the notification tables.
4. Editorial errors.

Summary of change: ⌘ A. Corrections for the UML containment/relationship diagram in fig. 6.1:

1. Correct the diagram with more accurate Association names and Role names.
2. Remove the attributes shown, to be consistent with other NRM diagrams and remove risk of future inconsistency within this TS.
3. Remove the Rel4 cardinality restrictions.

4. Remove the System Context in 4.1 (and make 4.2 the new clause 4).
 5. Update the containment relationships in accordance with the new UML Repertoire.
 6. Redraw the diagram in a UML compliant tool (e.g. Rose, like for all other NRMs).
- B. Correct the other misc. errors in the TS:
1. Show inheritance for the VsDataContainer IOC in Figure 6.2, and redraw it in a modern tool.
 2. Replace MOC by IOC everywhere (due to this, in subclause 3.1 and Annex A, clarify the use of IOC instead of MOC within the IS context and the IOC/MOC relation).
 3. The notification notification *notifyPotentialFaultyAlarmlist* is added to the notification tables.
 4. Correct editorial errors.

Consequences if not approved: ⌘ Risk for wrong interpretation of the standard and thus non-interoperable implementations.

Clauses affected: ⌘ Clause 2, 3, 4, 5, 6 and Annex A.

Other specs affected:	⌘	<input type="checkbox"/> Y	<input type="checkbox"/> N	Other core specifications	⌘	32.623, 32.624, 32.625, 32.615	
		<input type="checkbox"/>	<input checked="" type="checkbox"/> X				Test specifications
		<input checked="" type="checkbox"/> X	<input type="checkbox"/>				O&M Specifications

Other comments: ⌘

How to create CRs using this form:

2 References

The following documents contain provisions which, through reference in this text, constitute provisions of the present document.

- References are either specific (identified by date of publication, edition number, version number, etc.) or non-specific.
- For a specific reference, subsequent revisions do not apply.
- For a non-specific reference, the latest version applies. In the case of a reference to a 3GPP document (including a GSM document), a non-specific reference implicitly refers to the latest version of that document *in the same Release as the present document*.

- [1] 3GPP TS 32.101: "Telecommunication management; Principles and high level requirements".
- [2] 3GPP TS 32.102: "Telecommunication management; Architecture".
- [3] 3GPP TS 32.302: "Telecommunication management; Configuration Management (CM); Notification Integration Reference Point (IRP): Information service".
- [4] [3GPP TS 32.150: "Integration Reference Point \(IRP\) Concept and Definitions"](#) ~~ITU-T Recommendation M.3100 (07/95): "Generic Network Information Model".~~
- ~~[5] ITU-T Recommendation M.3100 Corrigendum 1 (07/98):~~
- ~~[6] ITU-T Recommendation M.3100 Amendment 1 (03/99):~~
- [7] ITU-T Recommendation X.710 (1991): "Common Management Information Service Definition for CCITT Applications".
- ~~[8] ITU-T Recommendation X.721 (02/92): "Information Technology – Open Systems Interconnection – Structure of Management Information: Definition of Management Information".~~
- ~~[9] ITU-T Recommendation X.730 (01/92): "Information Technology – Open Systems Interconnection – Systems Management: Object Management Function".~~
- ~~[10] ITU-T Recommendation X.733 (02/92): "Information Technology – Open Systems Interconnection – Alarm Reporting Function".~~
- [11] 3GPP TS 32.111-2: "Telecommunication management; Fault Management; Part 2: Alarm Integration Reference Point (IRP): Information service".
- [13] 3GPP TS 32.300: "Telecommunication management; Configuration Management (CM); Name convention for Managed Objects".
- [14] 3GPP TS 32.600: "Telecommunication management; Configuration Management (CM); Concept and high-level requirements".
- ~~[15] 3GPP TS 23.002: "Network Architecture".~~
- [16] 3GPP TS 32.642: "Telecommunication management; Configuration Management (CM); UTRAN network resources Integration Reference Point (IRP): Network Resource Model (NRM)".

3 Definitions and abbreviations

3.1 Definitions

For the purposes of the present document, the following terms and definitions apply. For terms and definitions not found here, please refer to 3GPP TS 32.101 [1], 3GPP TS 32.102 [2] and 3GPP TS 32.600 [14].

Association: In general it is used to model relationships between Managed Objects. Associations can be implemented in several ways, such as:

- (1) name bindings,
- (2) reference attributes, and
- (3) association objects.

This IRP stipulates that containment associations shall be expressed through name bindings, but it does not stipulate the implementation for other types of associations as a general rule. These are specified as separate entities in the object models (UML diagrams). Currently however, all (non-containment) associations are modelled by means of reference attributes of the participating MOs.

Information Object Class (IOC): Within the context of all IRP IS specifications, IOC is the term used instead of MOC for a managed object class. MOC is used on the SS level. See also the definition of Managed Object.

Managed Element (ME): An instance of the Managed Object Class ManagedElement.

Managed Object (MO): In the context of the present document, a Managed Object (MO) is a software object that encapsulates the manageable characteristics and behaviour of a particular Network Resource. See also the def. of MO in TS 32.101 [1]. The MO is instance of a MO class (MOC) defined in a MIM/NRM. This class, within the context of this Information Service specification called Information Object Class (IOC), An MO class has attributes that provide information used to characterize the objects that belong to the class (the term "attribute" is taken from TMN and corresponds to a "property" according to CIM). Furthermore, an MO class can have operations that represent the behaviour relevant for that class (the term "operation" is taken from TMN and corresponds to a "method" according to CIM). An MO class may support notifications that provide information about an event occurrence within a network resource.

Management Information Base (MIB): A MIB is an instance of an NRM and has some values on the defined attributes and associations specific for that instance. In the context of the present document, an MIB consists of:

- (1) a Name space (describing the MO containment hierarchy in the MIB through Distinguished Names),
- (2) a number of Managed Objects with their attributes and
- (3) a number of Associations between these MOs. Also note that TMN (ITU-T Recommendation X.710 [7]) defines a concept of a Management Information Tree (also known as a Naming Tree) that corresponds to the name space (containment hierarchy) portion of this MIB definition. Figure 3.1 depicts the relationships between a Name space and a number of participating MOs (the shown association is of a non-containment type)

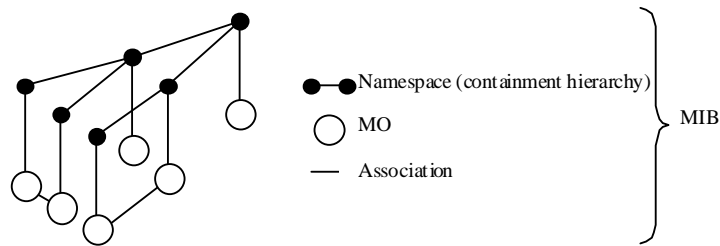


Figure 3.1: Relationships between a Name space and a number of participating MOs

Management Information Model (MIM): Also referred to as NRM – see the definition below.

Name space: A name space is a collection of names. The IRP name convention (see 3GPP TS 32.300 [13]) restricts the name space to a hierarchical containment structure, including its simplest form - the one-level, flat name space. All Managed Objects in a MIB shall be included in the corresponding name space and the MIB/name space shall only support a strict hierarchical containment structure (with one root object). A Managed Object that contains another is said to be the superior (parent); the contained Managed Object is referred to as the subordinate (child). The parent of all MOs in a single name space is called a Local Root. The ultimate parent of all MOs of all managed systems is called the Global Root.

Network Resource Model (NRM): A model representing the actual managed telecommunications network resources that a System is providing through the subject IRP. An NRM describes Managed Object Classes, their associations, attributes and operations. The NRM is also referred to as "MIM" (see above), which originates from the ITU-T TMN.

Node B: A logical node responsible for radio transmission/reception in one or more cells to/from the User Equipment. It terminates the Iub interface towards the RNC.

3.2 Abbreviations

For the purposes of the present document, the following abbreviations apply:

AUC	AUthentication Centre
BG	Border Gateway
CIM	Common Information Model
CMIP	Common Management Information Protocol
CMIS	Common Management Information Service
CN	Core Network
CORBA	Common Object Request Broker Architecture
DMTF	Distributed Management Task Force
DN	Distinguished Name (see 3GPP TS 32.300 [13])
EIR	Equipment Identity Register
EM	Element Manager
FM	Fault Management
GDMO	Guidelines for the Definition of Managed Objects
GGSN	Gateway GPRS Support Node
GMSC	Gateway MSC
GPRS	General Packet Radio System
HLR	Home Location Register
IDL	Interface Definition Language
<u>IOC</u>	<u>Information Object Class</u>
IRP	Integration Reference Point
ITU-T	International Telecommunication Union, Telecommunication Sector
Iub	Interface between RNC and Node B
LDAP	Lightweight Directory Access Protocol
ME	Managed Element
MIB	Management Information Base

MIM	Management Information Model
MIT	Management Information Tree (or Naming Tree)
MO	Managed Object
MOC	Managed Object Class
MOI	Managed Object Instance
MSC	Mobile Services Switching Centre
NE	Network Element
NM	Network Manager
NR	Network Resource
NRM	Network Resource Model
OSI	Open Systems Interconnection
PM	Performance Management
RDN	Relative Distinguished Name (see 3GPP TS 32.300 [13])
RNC	Radio Network Controller
SGSN	Serving GPRS Support Node
SMI	Structure of Management Information
SMS	Short Message Service
SMS-GMSC	SMS Gateway MSC
SMS-IW MSC	SMS Interworking MSC
SNMP	Simple Network Management Protocol
SS	Solution Set
TMN	Telecommunications Management Network
UML	Unified Modelling Language
UMTS	Universal Mobile Telecommunications System
VLR	Visitor Location Register
WBEM	Web-Based Enterprise Management
XML	eXtensible Mark-up Language

4 System overview

4.1 System context

Figure 4.1 and Figure 4.2 identify system contexts of the subject IRP in terms of its implementation called IRPAgent and the user of the IRPManager, called IRPManager. For a definition of IRPManager and IRPAgent, see 3GPP TS 32.102 [2].

The IRPAgent implements and supports the Generic Network Resources IRP. The IRPAgent can be an Element Manager (EM) or a mediator that interfaces one or more NEs (see Figure 4.1), or it can be a Network Element (NE) (see Figure 4.2). In the former case, the interfaces (represented by a thick dotted line) between the EM and the NEs are not subject of this IRP.

An IRPManager using this IRP shall choose one of the two System Contexts defined here, for each NE. For instance, if an EM is responsible for managing a number of NEs, the NM shall access this IRP through the EM and not directly to those NEs. For another IRP though, the System Context may be different.

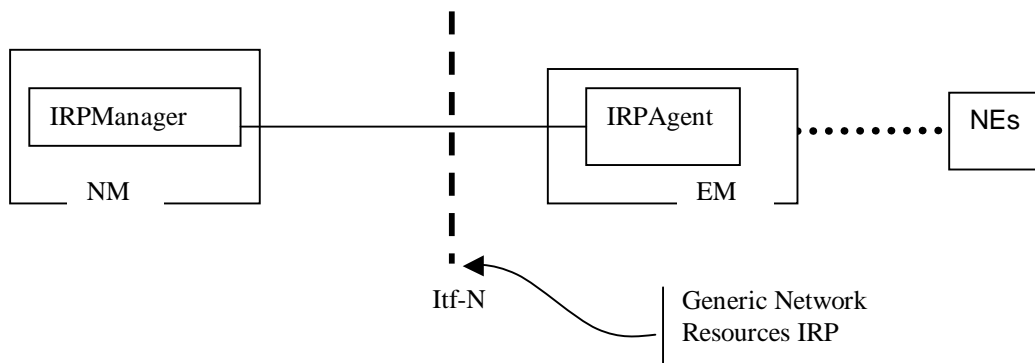


Figure 4.1: System Context A

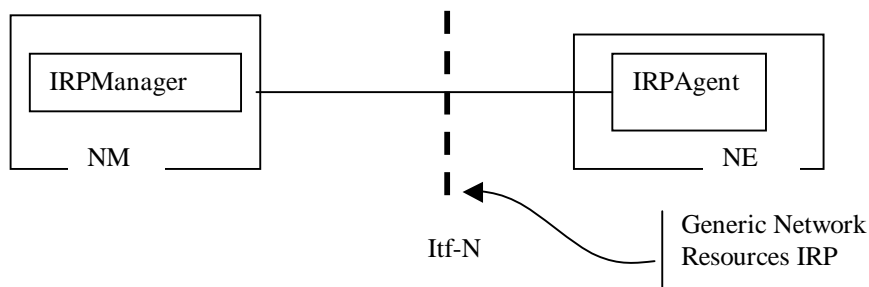


Figure 4.2: System Context B

4.2 Compliance rules

4 Compliance rules

For general definitions of compliance rules related to qualifiers (Mandatory/Optional/Conditional) for *operations*, *notifications* and *parameters* (of operations and notifications) please refer to 3GPP TS 32.102 [2].

The following defines the meaning of Mandatory and Optional ~~MOC~~IOC attributes and associations between ~~MOC~~IOCs, in Solution Sets to the IRP IS defined by the present document~~to the Basic CM IRP~~:

- The IRPManager shall support all mandatory attributes/associations. The IRPManager shall be prepared to receive information related to mandatory as well as optional attributes/associations without failure; however the IRPManager does not have to support handling of the optional attributes/associations.
- The IRPAgent shall support all mandatory attributes/associations. It may support optional attributes/associations.

An IRPAgent that incorporates vendor-specific extensions shall support normal communication with a 3GPP SA5-compliant IRPManager with respect to all Mandatory and Optional managed object classes, attributes, associations, operations, parameters and notifications without requiring the IRPManager to have any knowledge of the extensions.

Given that

- rules for vendor-specific extensions remain to be fully specified, and
- many scenarios under which IRPManager and IRPAgent interwork may exist,

it is recognised that ~~in Release 4/5~~ the IRPManager, even though it is not required to have knowledge of vendor-specific extensions, may be required to be implemented with an awareness that extensions can exist and behave accordingly.

5 Modelling approach

See 3GPP TS 32.102 [2] clause 10. This clause identifies the modelling approach adopted and used in this IRP.

As previously described, this IRP is structured in:

- (1) requirements for a generic Network Resources Model, and
- (2) an IRP Network Resource Model (the subject document) that specifies the interface in a protocol neutral manner, and
- (3) a number of IRP Solution Sets that provide the actual definitions of object classes defined in the IRP Network Resources Model for each protocol environment.

Figure 5.1 shows the structure of the Generic Network Resources IRP (including a number of possible Solution Sets).

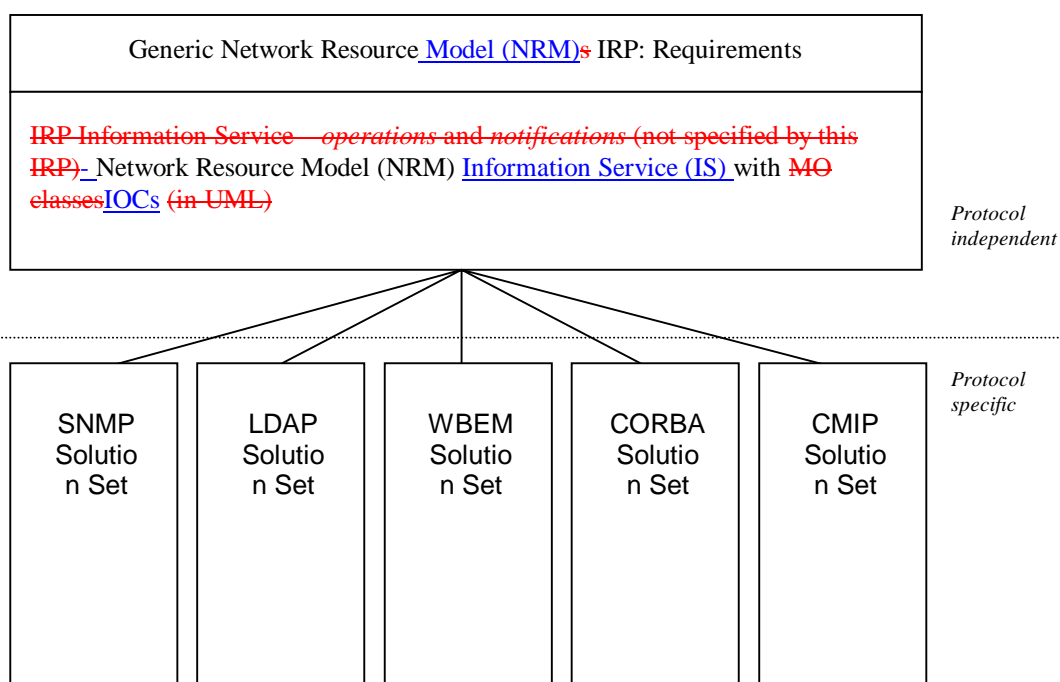


Figure 5.1: Generic Network Resources IRP Structure with example Solution Sets

The Network Resource Model (NRM)

is a protocol-independent model that specifies a number of Managed Object classes (with attributes and associations), which are relevant in the context of the subject IRP. Each Solution Set shall provide an implementation of this resource model with:

- a) references to standard models that are applicable for the corresponding protocol environment, and
- b) extensions to these standard models for the parts of the NRM that are not covered.

The NRM defined in the subject IRP bases its design mainly on work captured in ITU-T M.3100 [4], [5], [6]. However, as described in the Scope of the present document (clause 1): The model is highly simplified for the purpose of the NM, based on the assumption that all of the detailed CM actions, including fault correction after one or more alarms, are performed by an Element Manager which knows the vendor-specific NRM and configuration, and which is launched by the NM when necessary.

Moreover, the classes defined herein are very basic, only for the necessary support of Fault Management (FM) and Performance Management (PM), which means that they contain very few attributes—basically only for naming.

In addition, also some basic associations between some of the classes are defined.

~~Detailed mapping to the actual standard model is described in each Solution Set. It is important to note that if one selects a specific management protocol, one should also as base use existing *de facto* conventions and standard resource models that are applicable to that protocol environment. Examples:~~

- ~~—SNMP Solution Sets (SMI specifications) should be consistent with existing standard SNMP MIB modules in order to function in an SNMP environment.~~
- ~~—CMIP Solution Sets (GDMO specifications) should be based on standard models like ITU T X.721 [8] and ITU T M.3100 [4], [5], [6] in order to function in an OSI/TMN environment.~~
- ~~—WBEM Solution Sets (MOF/XML specifications) should be based on CIM to function in a WBEM environment.~~

~~NOTE:—CORBA Solution Sets are special in the sense that no such corresponding *de facto* standard models exist, and CORBA/IDL is transparent to any model. Thus, one has full freedom to choose the same model for the CORBA Solution Set to this IRP, as the IRP Information Model defined herein.~~

~~Finally, all solution sets shall of course be consistent with the IRP Network Resource Model defined herein.~~

~~Clause 6 below defines an information model in terms of Information Object Classes (IOCs), attributes and relationships, according to the modelling approach described in TS 32.102 [2].~~

6 Information Object Class definitions

6.1 Information object classes

6.1.1 Imported Information entities ~~imported~~ and local labels

Table :

Label reference	Local label
32.111-2, notification, notifyAckStateChanged	notifyAckStateChanged
32.111-2, notification, notifyChangedAlarm	notifyChangedAlarm
32.111-2, notification, notifyClearedAlarm	notifyClearedAlarm
32.111-2, notification, notifyNewAlarm	notifyNewAlarm
32.111-2, notification, notifyComments	notifyComments
32.662, notification, notifyAttributeValueChanged	notifyAttributeValueChanged
32.662, notification, notifyObjectCreation	notifyObjectCreation
32.662, notification, notifyObjectDeletion	notifyObjectDeletion

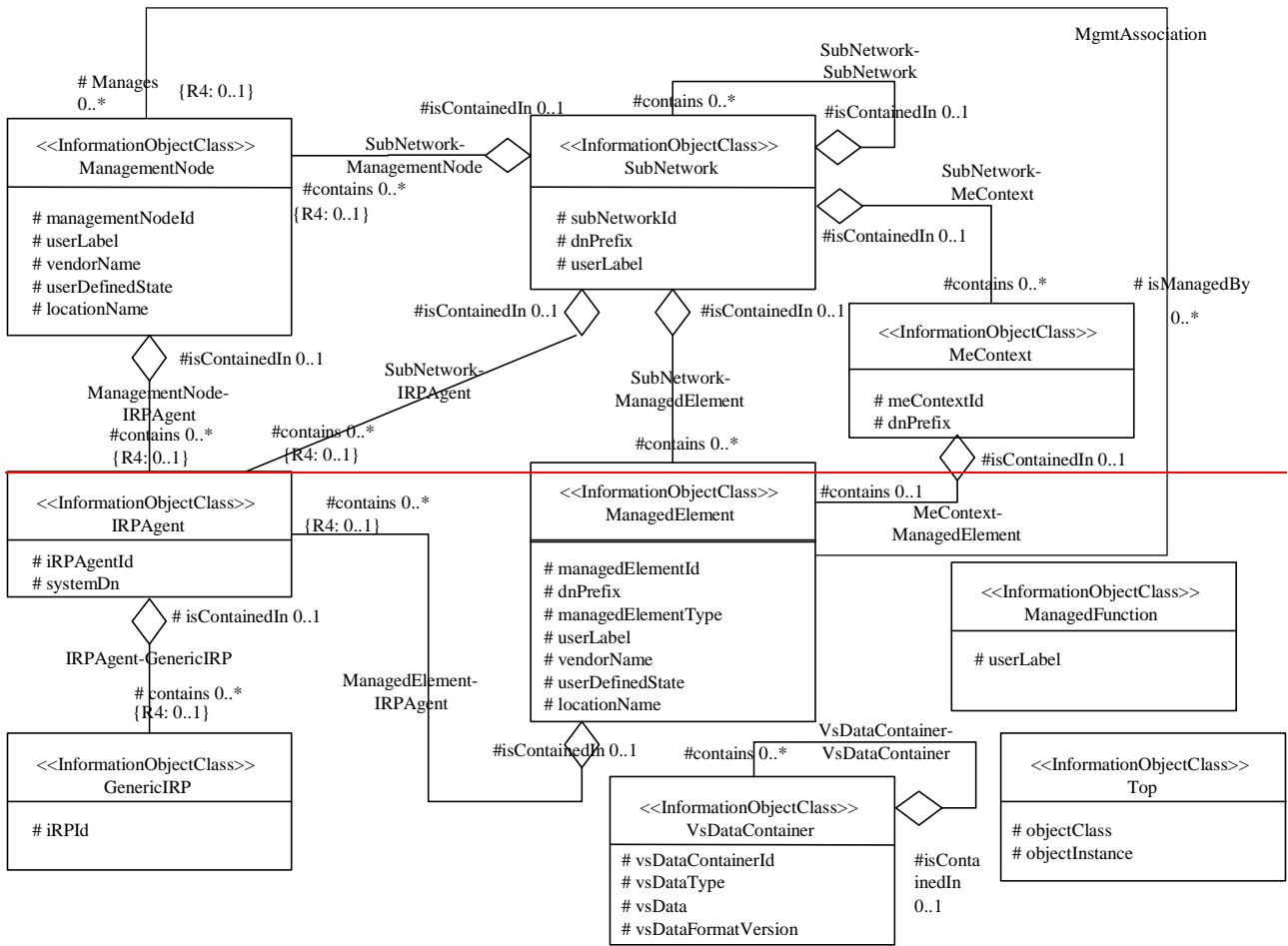
6.1.2 Class diagram

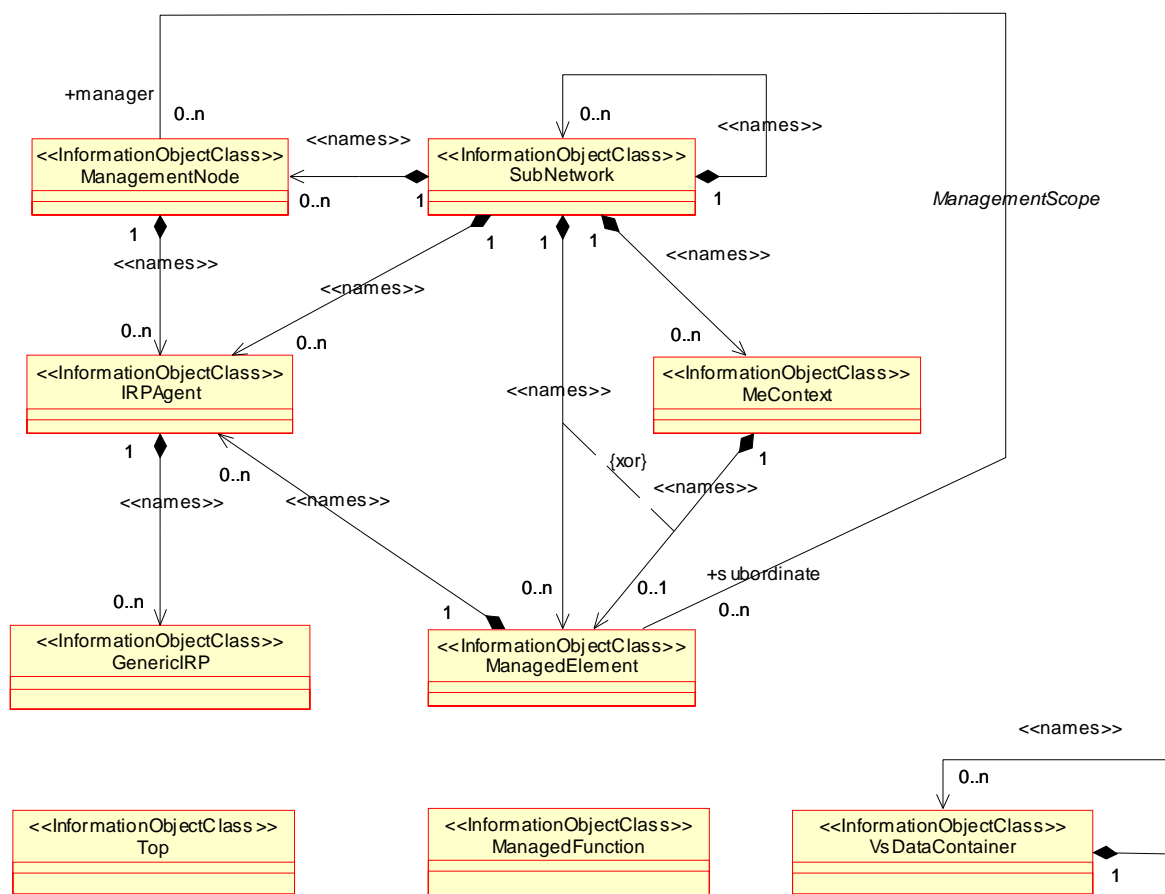
6.1.2.1 Attributes and relationships

This sub-clause depicts the set of IOCs that encapsulate information relevant for this service. This sub-clause provides the overview of all information object classes in UML. Subsequent subclauses provide more detailed specification of various aspects of these information object classes.

Figure 6.1 shows the containment/naming hierarchy and the associations of the generic information object classes defined in this TS.

~~NOTE: The information object containment relationships are, in the diagram(s) below, indicated by UML "Aggregation by reference" ("hollow diamonds").~~





- NOTE 1: ManagedElement may be contained in either a SubNetwork or an MeContext instance [\(also shown by the {xor} constraint\)](#), or have no parent instance at all.
- NOTE 2: The listed cardinality numbers represent transient as well as steady-state numbers, and reflect all managed object creation and deletion scenarios.
- NOTE 3: Each instance of the [VsDataContainer](#) shall only be contained under one [MOCIOC](#). The [VsDataContainer](#) can be contained under [MOCIOC](#)s defined in other NRMs.
- NOTE 4: If the configuration contains several instances of SubNetwork, exactly one SubNetwork instance shall directly or indirectly contain all the other SubNetwork instances.
- NOTE 5: The SubNetwork instance not contained in any other instance of SubNetwork is referred to as "the root SubNetwork instance".
- NOTE 6: ManagementNode shall be contained in the root SubNetwork instance.
- NOTE 7: If contained in a SubNetwork instance, IRPAgent shall be contained in the root SubNetwork instance.
- NOTE 8: [For a clarification on the choice of containment of the IRPAgent \(since it has three possible parents\), see the def. of IRPAgent.](#)

Figure 6.1: Generic NRM Containment/Naming and Association diagram

Each Managed Object is identified with a Distinguished Name (DN) according to 3GPP TS 32.300 [13] that expresses its containment hierarchy. As an example, the DN of a ManagedElement instance could have a format like:

SubNetwork=Sweden,MeContext=MEC-Gbg-1,ManagedElement=RNC-Gbg-1.

6.1.2.2 Inheritance

This sub-clause depicts the inheritance relationships that exist between information object classes.

Figure 6.2 shows the inheritance diagram.

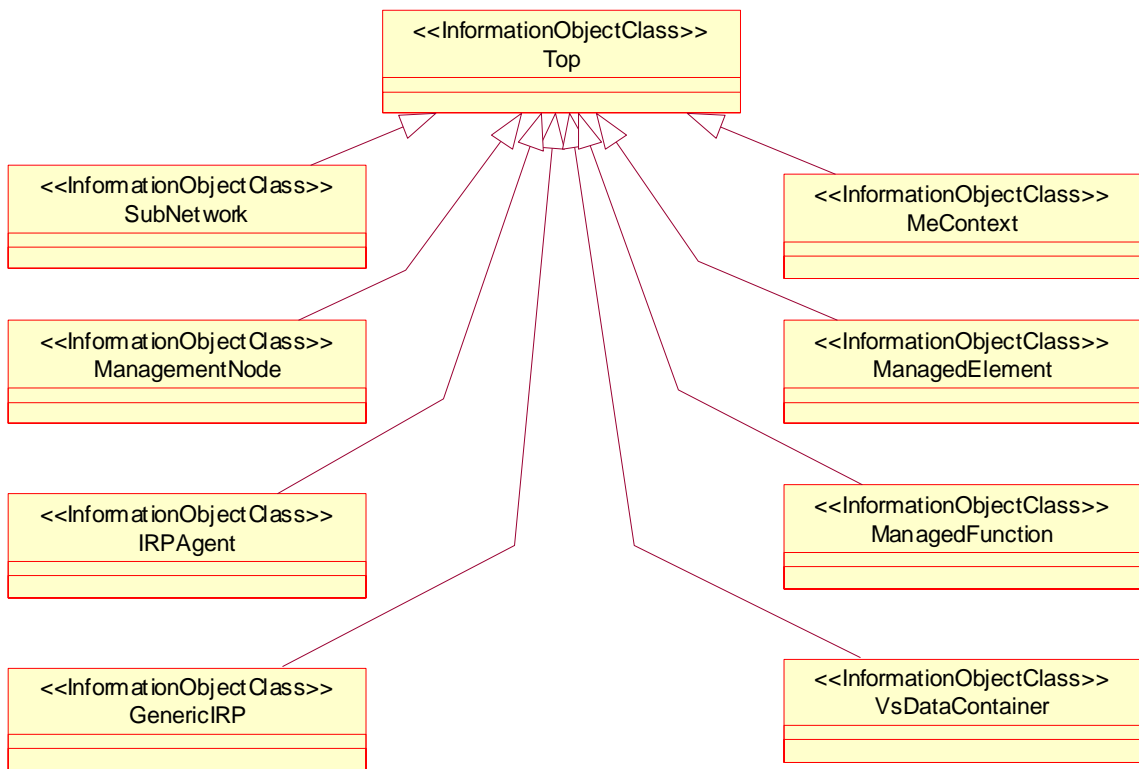
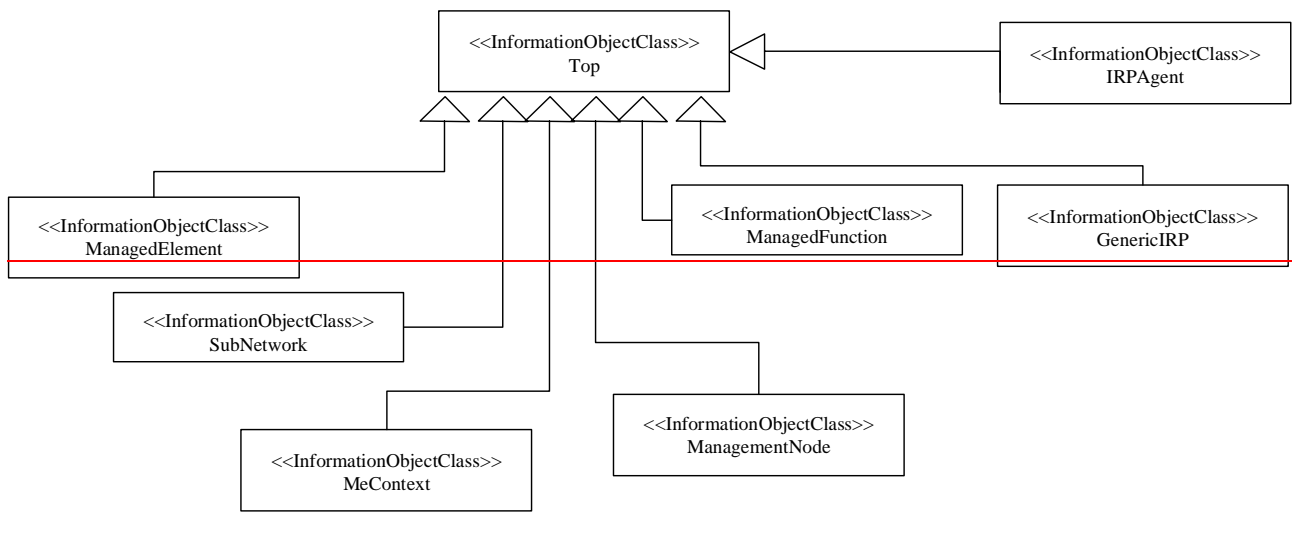


Figure 6.2: Generic Network Resources Model [IRP](#) Inheritance Hierarchy

6.1.3 Information object class definitions

6.1.3.1 GenericIRP

6.1.3.1.1 Definition

This ~~information Object Class~~ [IOC](#) represents the IRP capability associated with each IRPAgent. This IOC cannot be instantiated. It is defined for sub-classing purposes. At least one instance of a sub-class of GenericIRP shall be present for every IRPAgent instance.

6.1.3.1.2 Attributes

Table 6.1: Attributes of GenericIRP

Attribute Name	Support Qualifier	Read Qualifier	Write Qualifier
iRPId	M	M	-

6.1.3.2 IRPAgent

6.1.3.2.1 Definition

This ~~information Object Class~~ [IOC](#) represents the functionality of an IRPAgent. It shall be present. For a definition of IRPAgent, see 3GPP TS 32.102 [2].

~~Restriction in R4:~~ The IRPAgent will be contained under an ~~an managed object~~ [IOC](#) as follows (only one of the options shall be used):

1. ManagementNode, if the configuration contains a ManagementNode;
2. SubNetwork, if the configuration contains a SubNetwork and no ManagementNode;
3. ManagedElement, if the configuration contains no ManagementNode or SubNetwork.

6.1.3.2.2 Attributes

Table 6.2: Attributes of IRPAgent

Attribute Name	Support Qualifier	Read Qualifier	Write Qualifier
iRPAgentId	M	M	-
systemDN	C	M	-

6.1.3.2.3 Notifications

Table 6.3: Notifications of IRPAgent

Name	Qualifier	Notes
Notify notifyAckStateChanged	See Alarm IRP (3GPP TS 32.111-2 [11])	
Notify notifyAttributeValueChange	O	
Notify notifyChangedAlarm	See Alarm IRP (3GPP TS 32.111-2 [11])	
Notify notifyClearedAlarm	See Alarm IRP (3GPP TS 32.111-2 [11])	
Notify notifyNewAlarm	See Alarm IRP (3GPP TS 32.111-2 [11])	
Notify notifyObjectCreation	O	
Notify notifyObjectDeletion	O	
Notify notifyComments	See Alarm IRP (3GPP TS 32.111-2 [11])	
notifyAlarmListRebuilt	See Alarm IRP (3GPP TS 32.111-2 [11])	
notifyPotentialFaultyAlarmList	See Alarm IRP (3GPP TS 32.111-2 [11])	

Note that these notifications are issued based on occurrences on the IRPAgent ~~MOC~~IOC and not on occurrences on other ~~Basic CM-IRP-managed-objects~~IOCs.

6.1.3.3 ManagedElement

6.1.3.3.1 Definition

This ~~information-Object-Class~~IOC represents telecommunications equipment or TMN entities within the telecommunications network that performs Managed Element (ME) functions, i.e. provides support and/or service to the subscriber.

An ME communicates with a manager (directly or indirectly) over one or more interfaces for the purpose of being monitored and/or controlled. MEs may or may not additionally perform element management functionality.

An ME contains equipment that may or may not be geographically distributed. An ME is often referred to as a "Network Element". ~~This class is similar to the Managed Element class specified in ITU-T M.3100 [4], [5], [6].~~

A ManagedElement may be contained in either a SubNetwork or in an MeContext instance. A single ManagedElement seen over the Itf-N may also exist stand-alone with no parent at all.

The ManagedElement ~~MOC~~IOC may be used to represent combined ME functionality (as indicated by the managedElementType attribute and the contained instances of different functional ~~MOC~~IOCs).

Single function ManagedElement ~~IOC-managed-object~~instances will have a 1..1 containment relationship to a function ~~Managed-IOC instance-Object~~ (in this context a function ~~IOC instance MO~~ is an ~~MO-instance of an IOC~~ derived from the ManagedFunction ~~IOCMOC~~). Multiple function ManagedElement ~~managed-object~~instances will have a 1..N containment relationship to function ~~IOC instances~~Managed-Objects.

6.1.3.3.2 Attributes

Table 6.4: Attributes of ManagedElement

Attribute Name	Support Qualifier	Read Qualifier	Write Qualifier
m ManagedElementId	M	M	-
d DnPrefix	C	M	-
m ManagedElementType	M	M	-
u UserLabel	M	M	M
v VendorName	M	M	-
u UserDefinedState	M	M	M
l LocationName	M	M	-
s SwVersion	M	M	-

6.1.3.3.3 Notifications

Table 6.5: Notifications of ManagedElement

Name	Qualifier	Notes
notifyAckStateChanged	See Alarm IRP (3GPP TS 32.111-2 [11])	
notifyAttributeValueChange	O	
notifyChangedAlarm	See Alarm IRP (3GPP TS 32.111-2 [11])	
notifyClearedAlarm	See Alarm IRP (3GPP TS 32.111-2 [11])	
notifyNewAlarm	See Alarm IRP (3GPP TS 32.111-2 [11])	
notifyObjectCreation	O	
notifyObjectDeletion	O	
notifyComments	See Alarm IRP (3GPP TS 32.111-2 [11])	
notifyAlarmListRebuilt	See Alarm IRP (3GPP TS 32.111-2 [11])	
notifyPotentialFaultyAlarmList	See Alarm IRP (3GPP TS 32.111-2 [11])	
notifyAlarmListRebuilt	See Alarm IRP (3GPP TS 32.111-2 [11])	

6.1.3.4 ManagedFunction

6.1.3.4.1 Definition

This ~~information Object Class~~[IOC](#) is provided for sub-classing only. It provides attribute(s) that are common to functional ~~Information Object Classes~~[IOCs](#). Note that a Managed Element may contain several managed functions. The ManagedFunction may be extended in the future if more common characteristics to functional objects are identified.

6.1.3.4.2 Attributes

Table 6.6: Attributes of ManagedFunction

Attribute Name	Support Qualifier	Read Qualifier	Write Qualifier
u UserLabel	M	M	M

6.1.3.5 ManagementNode

6.1.3.5.1 Definition

This ~~information Object Class~~[IOC](#) represents a telecommunications management system (EM) within the TMN that contains functionality for managing a number of Managed Elements (MEs). The management system communicates with the MEs directly or indirectly over one or more interfaces for the purpose of monitoring and/or controlling these MEs.

This class has similar characteristics as the ManagedElement. The main difference between these two classes is that the ManagementNode has a special association to the managed elements that it is responsible for managing.

6.1.3.5.2 Attributes

Table 6.7: Attributes of ManagementNode

Attribute Name	Support Qualifier	Read Qualifier	Write Qualifier
mManagementNodeld	M	M	-
uUserLabel	M	M	M
vVendorName	M	M	-
uUserDefinedState	M	M	M
lLocationName	M	M	-
sSwVersion	M	M	-

6.1.3.5.3 Notifications

Table 6.8: Notifications of ManagementNode

Name	Qualifier	Notes
NotifyAckStateChanged	See Alarm IRP (3GPP TS 32.111-2 [11])	
NotifyAttributeValueChange	O	
NotifyChangedAlarm	See Alarm IRP (3GPP TS 32.111-2 [11])	
NotifyClearedAlarm	See Alarm IRP (3GPP TS 32.111-2 [11])	
NotifyNewAlarm	See Alarm IRP (3GPP TS 32.111-2 [11])	
NotifyObjectCreation	O	
NotifyObjectDeletion	O	
NotifyComments	See Alarm IRP (3GPP TS 32.111-2 [11])	
notifyAlarmListRebuilt	See Alarm IRP (3GPP TS 32.111-2 [11])	
notifyPotentialFaultyAlarmList	See Alarm IRP (3GPP TS 32.111-2 [11])	

6.1.3.6 MeContext

6.1.3.6.1 Definition

This ~~information-Object-Class~~IOC is introduced for naming purposes. It may support creation of unique DNs in scenarios when some MEs have the same RDNs due to the fact that they have been manufacturer pre-configured. If some MEs have the same RDNs (for the above mentioned reason) and they are contained in the same SubNetwork instance, some measure shall be taken in order to assure the global uniqueness of DNs for all ~~MOs~~IOC instances under those MEs. One way could be to set different DnPrefixes for those NEs, but that would require either that:

- all LDNs or DNs are locally modified using the new DnPrefix for the upper portion of the DNs, or
- a mapping (translation) of the old LDNs or DNs to the new DNs every time they are used externally, e.g. in alarm notifications.

As both the two alternatives above may involve unacceptable drawbacks (as the old RDNs for the MEs then would have to be changed or mapped to new values), using MeContext offers a new alternative to resolve the DN creation. Using MeContext as part of the naming tree (and thus the DN) means that the DnPrefix, including a unique MeContext for each ME, may be directly concatenated with the LDNs, without any need to change or map the existing ME RDNs to new values.

MeContext have 0..N instances. It may exist even if no SubNetwork exists. Every instance of MeContext contains exactly one ManagedElement during steady-state operations.

6.1.3.6.2 Attributes

Table 6.9: Attributes of MeContext

Attribute Name	Support Qualifier	Read Qualifier	Write Qualifier
mMeContextId	M	M	-
dDnPrefix	C	M	-

6.1.3.6.3 Notification

Table 6.10: Notifications of MeContext

Name	Qualifier	Notes
notifyAckStateChanged	See Alarm IRP (3GPP TS 32.111-2 [11])	
notifyAttributeValueChange	O	
notifyChangedAlarm	See Alarm IRP (3GPP TS 32.111-2 [11])	
notifyClearedAlarm	See Alarm IRP (3GPP TS 32.111-2 [11])	
notifyNewAlarm	See Alarm IRP (3GPP TS 32.111-2 [11])	
notifyObjectCreation	O	
notifyObjectDeletion	O	
notifyComments	See Alarm IRP (3GPP TS 32.111-2 [11])	
notifyAlarmListRebuilt	See Alarm IRP (3GPP TS 32.111-2 [11])	
notifyPotentialFaultyAlarmList	See Alarm IRP (3GPP TS 32.111-2 [11])	

6.1.3.7 SubNetwork

6.1.3.7.1 Definition

This ~~information object class~~ [IOC](#) represents a set of managed entities as seen over the Itf-N.

There may be zero or more instances of a SubNetwork. It shall be present if either a ManagementNode or multiple ManagedElements are present (i.e. ManagementNode and multiple ManagedElement instances shall have SubNetwork as parent).

The SubNetwork instance not contained in any other instance of SubNetwork is referred to as "the root SubNetwork instance".

6.1.3.7.2 Attributes

Table 6.11: Attributes of SubNetwork

Attribute Name	Support Qualifier	Read Qualifier	Write Qualifier
sSubNetworkId	M	M	-
dDnPrefix	C	M	-
uUserLabel	M	M	M
userDefinedNetworkType	M	M	-

6.1.3.7.3 Notification

Table 6.12: Notifications of SubNetwork

Name	Qualifier	Notes
notifyAckStateChanged	See Alarm IRP (3GPP TS 32.111-2 [11])	
notifyAttributeValueChange	O	
notifyChangedAlarm	See Alarm IRP (3GPP TS 32.111-2 [11])	
notifyClearedAlarm	See Alarm IRP (3GPP TS 32.111-2 [11])	
notifyNewAlarm	See Alarm IRP (3GPP TS 32.111-2 [11])	
notifyObjectCreation	O	
notifyObjectDeletion	O	
notifyComments	See Alarm IRP (3GPP TS 32.111-2 [11])	
notifyAlarmListRebuilt	See Alarm IRP (3GPP TS 32.111-2 [11])	
notifyPotentialFaultyAlarmList	See Alarm IRP (3GPP TS 32.111-2 [11])	
notifyAlarmListRebuilt	See Alarm IRP (3GPP TS 32.111-2 [11])	

6.1.3.8 Top

6.1.3.8.1 Definition

This ~~information-object-class~~[IOC](#) is introduced for generalisation purposes. All information object classes defined in all TS that claim to be conformant to 32.102[2] shall inherit from Top.

6.1.3.8.2 Attributes

Table 6.13: Attributes of Top

Attribute Name	Support Qualifier	Read Qualifier	Write Qualifier
objectClass	M	M	-
objectInstance	M	M	-

6.1.3.9 Class VsDataContainer

6.1.3.9.1 Definition

The 'VsDataContainer' managed object is a container for vendor specific data. The number of instances of the 'VsDataContainer' can differ from vendor to vendor. This ~~MOC~~[IOC](#) shall only be used by the Bulk CM IRP for the UTRAN, GERAN and CN ~~object-models~~[NRMs](#).

6.1.3.9.2 Attribute

Table 6.14: Attributes of VsDataContainer

Attribute Name	Support Qualifier	Read Qualifier	Write Qualifier
v VsDataContainerId	M	M	-
v VsDataType	M	M	-
v VsData	M	M	M
v VsDataFormatVersion	M	M	-

6.1.4 Information relationship definitions

6.1.4.1 ~~MgmtAssociation~~ ManagementScope (M)

6.1.4.1.1 Definition

This association is used to represent relationships between one or more MEs and the ManagementNode that is responsible for managing the MEs. It has two roles, named ~~Manages~~Manager and ~~ManagedBy~~Subordinate. The role '~~Manages~~Manager' models the fact that a ManagementNode is responsible for managing zero or more MEs, and the role ~~ManagedBy~~Subordinate models the fact that an ME is managed by zero or one ManagementNode. Each role is in the ~~MOCIOC~~ definition mapped to a reference attribute with the same name.

6.1.4.1.2 Roles

The roles involved in the relation ~~MgmtAssociation~~ManagementScope are listed in this table.

Table 6.15: Roles of the relation ~~MgmtAssociation~~ManagementScope

Name	Definition
Manages <u>Manager</u>	This role refers to a list of the DN(s) of the related ManagedElement instance(s). This is a reference attribute modelling the role (of the association MgmtAssociation <u>ManagementScope</u>) that this managementNode is responsible for managing zero or more MEs.
IsManagedBy <u>Subordinate</u>	This role refers to the DN of the related managementNode instance. This is a reference attribute modelling the role (of the association MgmtAssociation <u>ManagementScope</u>) that this ME is managed by zero or one managementNode.

6.1.4.1.3 Constraints

There is no constraint for this relationship.

~~6.1.4.2~~ ~~SubNetwork~~ ~~ManagementNode~~

~~6.1.4.2.1~~ ~~Definition~~

~~This represents the containment relationship between SubNetwork and ManagementNode.~~

~~6.1.4.2.2~~ ~~Roles~~

Name	Definition
contains	This role is played by objects of the information object class ManagementNode.
isContainedIn	This role is played by objects of the information object class SubNetwork.

~~6.1.4.2.3~~ ~~Constraints~~

Name	Definition
ManagementNodeContainedInRootSubNetwork	"An instance of the ManagementNode IOC shall be contained in the root SubNetwork instance."

~~6.1.4.3~~ ~~SubNetwork~~ ~~MeContext~~

~~6.1.4.3.1~~ ~~Definition~~

~~This represents the containment relationship between SubNetwork and MeContext.~~

6.1.4.3.2 Roles

Name	Definition
contains	This role is played by objects of the information object class MeContext.
isContainedIn	This role is played by objects of the information object class SubNetwork.

6.1.4.3.3 Constraints

There is no constraint for this relationship.

6.1.4.4 SubNetwork-SubNetwork

6.1.4.4.1 Definition

This represents the containment relationship between SubNetwork and SubNetwork.

6.1.4.4.2 Roles

Name	Definition
contains	This role is played by objects of the information object class SubNetwork.
isContainedIn	This role is played by objects of the information object class SubNetwork.

6.1.4.4.3 Constraints

Name	Definition
OneSubNetworkContainsAllOthers	"If the configuration contains several instances of the SubNetwork IOC, exactly one SubNetwork instance shall directly or indirectly contain all the other SubNetwork instances." "

6.1.4.5 SubNetwork-IRPAgent

6.1.4.5.1 Definition

This represents the containment relationship between SubNetwork and IRPAgent.

6.1.4.5.2 Roles

Name	Definition
contains	This role is played by objects of the information object class IRPAgent.
isContainedIn	This role is played by objects of the information object class SubNetwork.

6.1.4.5.3 Constraints

Name	Definition
IRPAgentContainedInRootSubNetwork	"If an instance of the IRPAgent IOC is contained in a SubNetwork instance, this instance shall be the root SubNetwork instance."

6.1.4.6 SubNetwork-ManagedElement

6.1.4.6.1 Definition

This represents the containment relationship between SubNetwork and ManagedElement.

6.1.4.6.2 Roles

Name	Definition
contains	This role is played by objects of the information object class ManagedElement.
isContainedIn	This role is played by objects of the information object class SubNetwork.

6.1.4.6.3 Constraints

There is no constraint for this relationship.

6.1.4.7 MeContext-ManagedElement

6.1.4.7.1 Definition

This represents the containment relationship between MeContext and ManagedElement.

6.1.4.7.2 Roles

Name	Definition
Contains	This role is played by objects of the information object class ManagedElement.
IsContainedIn	This role is played by objects of the information object class MeContext.

6.1.4.7.3 Constraints

There is no constraint for this relationship.

6.1.4.8 ManagedElement-IRPAgent

6.1.4.8.1 Definition

This represents the containment relationship between ManagedElement and IRPAgent.

6.1.4.8.2 Roles

Name	Definition
Contains	This role is played by objects of the information object class IRPAgent.
IsContainedIn	This role is played by objects of the information object class ManagedElement.

6.1.4.8.3 Constraints

There is no constraint for this relationship.

6.1.4.9 IRPAgent-GenericIRP

6.1.4.9.1 Definition

This represents the containment relationship between IRPAgent and GenericIRP.

6.1.4.9.2 Roles

Name	Definition
Contains	This role is played by objects of the information object class GenericIRP.
IsContainedIn	This role is played by objects of the information object class IRPAgent.

6.1.4.9.3 Constraints

~~There is no constraint for this relationship.~~

6.1.5 Information attribute definitions

6.1.5.1 Definitions and legal values

The table below defines the attributes that are present in several information object classes of the present document.

Table 6.16: Attributes

Attribute Name	Definition	Legal Values
dnPrefix	It carries the DN Prefix information as defined in Annex C of 32.300 [13]. It shall only be specified if the instance of the information object class supporting this attribute is a local root instance of the MIB. Otherwise the value shall carry the NULL semantics.	
managedElementId	An attribute whose 'name+value' can be used as an RDN when naming an instance of the ManagedElement object class. This RDN uniquely identifies the object instance within the scope of its containing (parent) object instance.	
managedElementType	The type of managed element. It is a multi-valued attribute with one or more elements. Thus, it may represent one ME functionality, e.g. an RNC, or a combination of more than one functionality e.g. an MSC/HLR. The actual syntax and encoding of this attribute is Solution Set specific.	RNC, NodeB, BSS, MSC, HLR, VLR, AuC, EIR, SMS-IW MSC, SMS-GMSC, GMSC, SGSN, GGSN, BG, BS, CBC, CGF, GMLC, GMSC Server, IWF, MGW, MNP-SRF, MSC Server, NPDB, R-SGW, SCF, SMLC, SRF, SSF.
irpAgentId	An attribute whose 'name+value' can be used as an RDN when naming an instance of this object class. This RDN uniquely identifies the object instance within the scope of its containing (parent) object instance.	
irpId	An attribute whose 'name+value' can be used as an RDN when naming an instance of this object class. This RDN uniquely identifies the object instance within the scope of its containing (parent) object instance.	
locationName	The physical location of this entity (e.g. an address).	
managementNodeId	An attribute whose 'name+value' can be used as an RDN when naming an instance of this object class. This RDN uniquely identifies the object instance within the scope of its containing (parent) object instance.	
meContextId	An attribute whose 'name+value' can be used as an RDN when naming an instance of this object class. This RDN uniquely identifies the object instance within the scope of its containing (parent) object instance.	
objectClass	An attribute which captures the name of the class from which the object instance is an occurrence of.	
objectInstance	An information which captures the Distinguished Name of any object.	
subNetworkId	An attribute whose 'name+value' can be used as an RDN when naming an instance of the SubNetwork object class. This RDN uniquely identifies the object instance within the scope of its containing (parent) object instance.	
swVersion	The software version of the ManagementNode or ManagedElement (this is used for determining which version of the vendor specific information is valid for the ManagementNode or ManagedElement).	
systemDN	The Distinguished Name (DN) of IRPAgent. Defined in 3GPP TS 32.300.	
userDefinedNetworkType	Textual information regarding the type of network, e.g. UTRAN.	
userDefinedState	An operator defined state for operator specific usage. (See also Note below)	
userLabel	A user-friendly name of this object.	
vendorName	The name of the vendor.	
vsData	Vendor specific attributes of the type vsDataType. The attribute definitions including constraints (value ranges, data types, etc.) are specified in a vendor specific data format file.	
vsDataContainerId	An attribute whose 'name+value' can be used as an RDN when naming an instance of this object class. This RDN uniquely identifies the object instance within the scope of its containing (parent) object instance.	
vsDataFormatVersion	Name of the data format file, including version.	

Attribute Name	Definition	Legal Values
vsDataType	Type of vendor specific data contained by this instance, e.g. relation specific algorithm parameters, cell specific parameters for power control or re-selection or a timer. The type itself is also vendor specific.	

Annex A (informative): IOC/MOC name recommendation

Recommendation:

3GPP considers the use of many non-alphanumeric characters as valid characters for constructing the ~~MOC~~IOC names. The Java programming language considers the use of alphanumeric characters plus only two non-alphanumeric characters, i.e. "\$" and "_", as valid characters for Java Packages and Java Class names. Because the names of the Java Packages and Java Classes generated by Java programming tools [for SS implementation](#) may include MO Class names, a Java environment would have to include a translation mechanism that replaces the invalid characters (if they are used by the [specification](#)~~MOC~~ author to name [an IOC, that is mapped to the same MOC name in a Solution Set](#)) ~~to~~by valid characters. For example, replace "-" ~~to~~by "_". This translation mechanism causes unwanted complexity and reduction in performance of the implementation. Given Java may become popular for coding IRP Manager and/or IRP Agent capabilities, this note recommends the ~~MOC~~[specification](#) authors to use valid Java name characters (i.e. all alphanumeric characters plus "\$" and "_") to name their [IS IOCs and SS](#) MOCs.

Annex B (informative): Change history

Change history							
Date	TSG #	TSG Doc.	CR	Rev	Subject/Comment	Old	New
Jun 2001	S_12	SP-010283	--	--	Approved at TSG SA #12 and placed under Change Control	2.0.0	4.0.0
Sep 2001	S_13	SP-010479	001	--	Add the notification notifyComments in all MOCs that support alarms and correct the list of allowed members of the attribute managedElementType of the MOC managedElement	4.0.0	4.1.0
Sep 2001	S_13	SP-010479	002	--	Correction of Generic NRM Containment/Naming and Association diagram	4.0.0	4.1.0
Sep 2001	S_13	SP-010479	003	--	Correct description of swVersion attribute	4.0.0	4.1.0
Mar 2002	S_15	SP-020020	004	--	Addition of managedElementType value for GSM Radio Access Network support	4.1.0	4.2.0
Jun 2002	S_16	SP-020299	005	--	Remove R99-inherited restriction of self-containment for MOC SubNetwork	4.2.0	4.3.0
Sep 2002	S_17	SP-020488	006	--	Upgrade to Rel-5 (Add new IS method, MOC name convention)	4.3.0	5.0.0
Jun 2003	S_20	SP-030280	008	--	Correction of Notifications for IOCs	5.0.0	5.1.0