

TSG RAN Meeting #28**RP-050219****Quebec, Canada, 01 - 03 June 2005****Title CRs (Rel-5 & Rel-6) for the removal of SSdT****Source TSG RAN WG3****Agenda Item 7.7.2**

RAN3 Tdoc	Spec	CR	Rev	Cat	curr. Vers.	new Vers.	Rel	Work item	Title
R3-050659	25.931	32	-	C	5.1.0	5.2.0	Rel-5	TEI5	Feature Clean-up: Removal of SSdT
R3-050660	25.931	33	-	C	6.1.0	6.2.0	Rel-6	TEI5	Feature Clean-up: Removal of SSdT
R3-050803	25.423	1074	1	C	5.13.0	5.14.0	Rel-5	TEI5	Feature Clean-up: Removal of SSdT
R3-050804	25.423	1075	1	C	6.5.0	6.6.0	Rel-6	TEI5	Feature Clean-up: Removal of SSdT
R3-050805	25.433	1119	1	C	5.12.0	5.13.0	Rel-5	TEI5	Feature Clean-up: Removal of SSdT
R3-050806	25.433	1120	1	C	6.5.0	6.6.0	Rel-6	TEI5	Feature Clean-up: Removal of SSdT

CHANGE REQUEST

25.423 CR 1074 # rev 1 # Current version: 5.13.0

For **HELP** on using this form, see bottom of this page or look at the pop-up text over the # symbols.

Proposed change affects: UICC apps ME Radio Access Network Core Network

Title:	# Feature Clean-up: Removal of SSDT		
Source:	# RAN3		
Work item code:	# TEI5	Date:	# 09/05/2005
Category:	# C	Release:	# Rel-5
	Use <u>one</u> of the following categories: F (correction) A (corresponds to a correction in an earlier release) B (addition of feature), C (functional modification of feature) D (editorial modification) Detailed explanations of the above categories can be found in 3GPP TR 21.900 .		Use <u>one</u> of the following releases: Ph2 (GSM Phase 2) R96 (Release 1996) R97 (Release 1997) R98 (Release 1998) R99 (Release 1999) Rel-4 (Release 4) Rel-5 (Release 5) Rel-6 (Release 6) Rel-7 (Release 7)

Reason for change:	# Removal of SSDT		
Summary of change:	# REV1: - Updated for reflecting the agreements ----- REV0: SSDT is removed from the specification.		
Consequences if not approved:	#		

Clauses affected:	# 3.3, 4.4, 8.3.1.2, 8.3.2.2, 8.3.4.2, 8.3.4.4, 9.1.3.1, 9.1.6.1, 9.1.11.1, 9.2.2.34a, 9.2.2.36, 9.2.2.40, 9.2.2.40A, 9.2.2.41, 9.2.2.42, 9.3.3, 9.3.4, 9.3.6										
Other specs affected:	<table border="1" style="display: inline-table; border-collapse: collapse; text-align: center;"> <tr> <td style="width: 20px;">Y</td> <td style="width: 20px;">N</td> </tr> <tr> <td>X</td> <td></td> </tr> <tr> <td></td> <td>X</td> </tr> <tr> <td></td> <td>X</td> </tr> </table>	Y	N	X			X		X	Other core specifications	# 25.101, 25.104, 25.141, 25.211, 25.214, 25.331, 25.433, 25.922, 25.931
Y	N										
X											
	X										
	X										
		Test specifications									
		O&M Specifications									
Other comments:	#										

How to create CRs using this form:

Comprehensive information and tips about how to create CRs can be found at <http://www.3gpp.org/specs/CR.htm>. Below is a brief summary:

- 1) Fill out the above form. The symbols above marked ⌘ contain pop-up help information about the field that they are closest to.
- 2) Obtain the latest version for the release of the specification to which the change is proposed. Use the MS Word "revision marks" feature (also known as "track changes") when making the changes. All 3GPP specifications can be downloaded from the 3GPP server under <ftp://ftp.3gpp.org/specs/> For the latest version, look for the directory name with the latest date e.g. 2001-03 contains the specifications resulting from the March 2001 TSG meetings.
- 3) With "track changes" disabled, paste the entire CR form (use CTRL-A to select it) into the specification just in front of the clause containing the first piece of changed text. Delete those parts of the specification which are not relevant to the change request.

3.3 Abbreviations

For the purposes of the present document, the following abbreviations apply:

A-GPS	Assisted-GPS
ALCAP	Access Link Control Application Part
ASN.1	Abstract Syntax Notation One
BER	Bit Error Rate
BLER	Block Error Rate
BSS	Base Station Subsystem
CBSS	Controlling BSS
CCCH	Common Control Channel
CCPCH	Common Control Physical Channel
CCTrCH	Coded Composite Transport Channel
CFN	Connection Frame Number
C-ID	Cell Identifier
CM	Compressed Mode
CN	Core Network
CPCH	Common Packet Channel
CPICH	Common Pilot Channel
CRNC	Controlling RNC
DBSS	Drift BSS
C-RNTI	Cell Radio Network Temporary Identifier
CS	Circuit Switched
CTFC	Calculated Transport Format Combination DCH Dedicated Channel
DGPS	Differential GPS
DL	Downlink
DPC	Downlink Power Control
DPCCH	Dedicated Physical Control Channel
DPCH	Dedicated Physical Channel
DPDCH	Dedicated Physical Data Channel
DRAC	Dynamic Radio Access Control
DRNC	Drift RNC
DRNS	Drift RNS
D-RNTI	Drift Radio Network Temporary Identifier
DRX	Discontinuous Reception
DSCH	Downlink Shared Channel
E_c	Energy in single Code
EDSCHPC	Enhanced Downlink Shared Channel Power Control
EP	Elementary Procedure
FACH	Forward Access Channel
FDD	Frequency Division Duplex
FN	Frame Number
FP	Frame Protocol
GERAN	GSM EDGE Radio Access Network
GA	Geographical Area
GAI	Geographical Area Identifier
GPS	Global Positioning System
GRA	GERAN Registration Area
GSM	Global System Mobile
HSDPA	High Speed Downlink Packet Access
HW	Hardware
IB	Information Block
ID	Identity or Identifier
IE	Information Element
IMSI	International Mobile Subscriber Identity
IP	Internet Protocol
IPDL	Idle Period DownLink
ISCP	Interference Signal Code Power
LAC	Location Area Code
LCR	Low Chip Rate (1.28 Mcps)

LCS	Location Services
MAC	Medium Access Control
MS	Mobile Station
NAS	Non Access Stratum
No	Reference Noise
NRT	Non Real Time
O&M	Operation and Maintenance
P(-)CCPCH	Primary CCPCH
PCH	Paging Channel
OTD	Observed Time Difference
P(-)CPICH	Primary CPICH
PCPCH	Physical Common Packet Channel
PCS	Personal Communication Services
PDSCH	Physical Downlink Shared Channel
PDU	Protocol Data Unit
PhCH	Physical Channel
PICH	Paging Indication Channel
Pos	Position or Positioning
PRACH	Physical Random Access Channel
PS	Packet Switched
QE	Quality Estimate
RAC	Routing Area Code
RACH	Random Access Channel
RAN	Radio Access Network
RANAP	Radio Access Network Application Part
RB	Radio Bearer
RL	Radio Link
RLC	Radio Link Control
RLS	Radio Link Set
RM	Rate Matching
RNC	Radio Network Controller
RNS	Radio Network Subsystem
RNSAP	Radio Network Subsystem Application Part
RNTI	Radio Network Temporary Identifier
RRC	Radio Resource Control
RT	Real Time
RSCP	Received Signal Code Power
SBSS	Serving BSS
Rx	Receive or Reception
Sat	Satellite
SCCP	Signalling Connection Control Part
S(-)CCPCH	Secondary CCPCH
SCH	Synchronisation Channel
SCTD	Space Code Transmit Diversity
SDU	Service Data Unit
SF	System Frame
SFN	System Frame Number
SHCCH	Shared Control Channel
SIR	Signal-to-Interference Ratio
SNA	Shared Network Area
SRB2	Signalling radio bearer 2
SRNC	Serving RNC
SRNS	Serving RNS
S-RNTI	Serving Radio Network Temporary Identifier
SSDT	Site Selection Diversity Transmission
STTD	Space Time Transmit Diversity
TDD	Time Division Duplex
TF	Transport Format
TFCI	Transport Format Combination Indicator
TFCS	Transport Format Combination Set
TFS	Transport Format Set
TGCFN	Transmission Gap Connection Frame Number

ToAWE	Time of Arrival Window Endpoint
ToAWS	Time of Arrival Window Startpoint
TPC	Transmit Power Control
TrCH	Transport Channel
TS	Time Slot
TSG	Technical Specification Group
TSTD	Time Switched Transmit Diversity
TTI	Transmission Time Interval
TX	Transmit or Transmission
UARFCN	UTRA Absolute Radio Frequency Channel Number
UDP	User Datagram Protocol
UC-ID	UTRAN Cell Identifier
UE	User Equipment
UL	Uplink
UMTS	Universal Mobile Telecommunications System
URA	UTRAN Registration Area
U-RNTI	UTRAN Radio Network Temporary Identifier
USCH	Uplink Shared Channel
UTRA	Universal Terrestrial Radio Access
UTRAN	Universal Terrestrial Radio Access Network

4.4 Specification Notations

For the purposes of the present document, the following notations apply:

- [FDD] This tagging of a word indicates that the word preceding the tag "[FDD]" applies only to FDD. This tagging of a heading indicates that the heading preceding the tag "[FDD]" and the section following the heading applies only to FDD.
- [TDD] This tagging of a word indicates that the word preceding the tag "[TDD]" applies only to TDD, including 3.84Mcps TDD and 1.28Mcps TDD. This tagging of a heading indicates that the heading preceding the tag "[TDD]" and the section following the heading applies only to TDD, including 3.84Mcps TDD and 1.28Mcps TDD.
- [3.84Mcps TDD] This tagging of a word indicates that the word preceding the tag "[3.84Mcps TDD]" applies only to 3.84Mcps TDD. This tagging of a heading indicates that the heading preceding the tag "[3.84Mcps TDD]" and the section following the heading applies only to 3.84Mcps TDD.
- [1.28Mcps TDD] This tagging of a word indicates that the word preceding the tag "[1.28Mcps TDD]" applies only to 1.28Mcps TDD. This tagging of a heading indicates that the heading preceding the tag "[1.28Mcps TDD]" and the section following the heading applies only to 1.28Mcps TDD.
- [FDD - ...] This tagging indicates that the enclosed text following the "[FDD - " applies only to FDD. Multiple sequential paragraphs applying only to FDD are enclosed separately to enable insertion of TDD specific (or common) paragraphs between the FDD specific paragraphs.
- [TDD - ...] This tagging indicates that the enclosed text following the "[TDD - " applies only to TDD including 3.84Mcps TDD and 1.28Mcps TDD. Multiple sequential paragraphs applying only to TDD are enclosed separately to enable insertion of FDD specific (or common) paragraphs between the TDD specific paragraphs.
- [3.84Mcps TDD - ...] This tagging indicates that the enclosed text following the "[3.84Mcps TDD - " applies only to 3.84Mcps TDD. Multiple sequential paragraphs applying only to 3.84Mcps TDD are enclosed separately to enable insertion of FDD and TDD specific (or common) paragraphs between the 3.84Mcps TDD specific paragraphs.
- [1.28Mcps TDD - ...] This tagging indicates that the enclosed text following the "[1.28Mcps TDD - " applies only to 1.28Mcps TDD. Multiple sequential paragraphs applying only to 1.28Mcps TDD are enclosed separately to enable insertion of FDD and TDD specific (or common) paragraphs between the 1.28Mcps TDD specific paragraphs.
- Procedure When referring to an elementary procedure in the specification, the Procedure Name is written with the first letters in each word in upper case characters followed by the word "procedure", e.g. Radio Link Setup procedure.
- Message When referring to a message in the specification, the MESSAGE NAME is written with all letters in upper case characters followed by the word "message", e.g. RADIO LINK SETUP REQUEST message.
- IE When referring to an information element (IE) in the specification, the *Information Element Name* is written with the first letters in each word in upper case characters and all letters in Italic font followed by the abbreviation "IE", e.g. *Transport Format Set* IE.
- Value of an IE When referring to the value of an information element (IE) in the specification, the "Value" is written as it is specified in subclause 9.2 enclosed by quotation marks, e.g. "Abstract Syntax Error (Reject)" ~~-or-"SSDT Active in the UE"~~.

Partially omitted

8.3.1 Radio Link Setup

8.3.1.2 Successful Operation

Partially omitted

Radio Link Handling:

Diversity Combination Control:

[FDD - The *Diversity Control Field* IE indicates for each RL except for the first RL whether the DRNS shall combine the RL with any of the other RLs or not.

- If the *Diversity Control Field* IE is set to "May" (be combined with another RL), the DRNS shall decide for any of the alternatives.
- If the *Diversity Control Field* IE is set to "Must", the DRNS shall combine the RL with one of the other RL.
- If the *Diversity Control Field* IE is set to "Must not", the DRNS shall not combine the RL with any other existing RL.

When an RL is to be combined, the DRNS shall choose which RL(s) to combine it with.]

[FDD - In the RADIO LINK SETUP RESPONSE message, the DRNC shall indicate for each RL with the Diversity Indication in the *RL Information Response* IE whether the RL is combined or not.]

- [FDD - In case of not combining with a RL previously listed in the RADIO LINK SETUP RESPONSE message or for the first RL in the RADIO LINK SETUP RESPONSE message, the DRNC shall include in the *DCH Information Response* IE in the RADIO LINK SETUP RESPONSE message the *Binding ID* IE and *Transport Layer Address* IE for the transport bearer to be established for each DCH of this RL.]
- [FDD - Otherwise in case of combining, the *RL ID* IE indicates (one of) the RL(s) previously listed in this RADIO LINK SETUP RESPONSE message with which the concerned RL is combined.]

[TDD - The DRNC shall always include in the RADIO LINK SETUP RESPONSE message both the *Transport Layer Address* IE and the *Binding ID* IE for the transport bearer to be established for each DCH, DSCH and USCH of the RL.]

In the case of a set of co-ordinated DCHs requiring a new transport bearer the *Binding ID* IE and the *Transport Layer Address* IE shall be included in the RADIO LINK SETUP RESPONSE message for only one of the DCHs in the set of co-ordinated DCHs.

[FDD -Transmit Diversity]:

[FDD - If the cell in which the RL is being set up is capable to provide Close loop Tx diversity, the DRNC shall include the *Closed Loop Timing Adjustment Mode* IE in the RADIO LINK SETUP RESPONSE message indicating the configured Closed loop timing adjustment mode of the cell.]

[FDD - When the *Diversity Mode* IE is set to "STTD", "Closed loop mode1", or "Closed loop mode2", the DRNC shall activate/deactivate the Transmit Diversity for each Radio Link in accordance with the *Transmit Diversity Indicator* IE].

DL Power Control:

[FDD - If both the *Initial DL TX Power* IE and *Uplink SIR Target* IE are included in the message, the DRNS shall use the indicated DL TX Power and Uplink SIR Target as initial value. If the value of the *Initial DL TX Power* IE is outside the configured DL TX power range, the DRNS shall apply these constrains when setting the initial DL TX power. The DRNS shall also include the configured DL TX power range defined by *Maximum DL TX Power* IE and *Minimum DL TX Power* IE in the RADIO LINK SETUP RESPONSE message. The DRNS shall not transmit with a higher power than indicated by the *Maximum DL TX Power* IE or lower than indicated by the *Minimum DL TX Power* IE on any DL DPCH of the RL except during compressed mode, when the δP_{curr} , as described in ref.[10] subclause 5.2.1.3, shall be added to the maximum DL power for the associated compressed frame.]

[FDD - If both the *Initial DL TX Power* and the *Uplink SIR Target* IEs are not included in the RADIO LINK SETUP REQUEST message, then DRNC shall determine the initial Uplink SIR Target and include it in the *Uplink SIR Target* IE in the RADIO LINK SETUP RESPONSE message.]

[TDD - The DRNC shall use the *Uplink SIR Target CcTrCH* IEs in the RADIO LINK SETUP RESPONSE message to indicate for any UL CcTrCH an Uplink SIR Target value in case this is deviating from the value included in the *Uplink SIR Target* IE specified for the Radio Link. If in any [3.84Mcps TDD - *UL CcTrCH Information* IE] [1.28Mcps TDD - *UL CcTrCH Information LCR* IE] the *Uplink SIR Target CcTrCH* IE is not included, the value of the *Uplink SIR Target* IE shall apply to the respective UL CcTrCH.]

[FDD - If the *Primary CPICH Ec/No* IE is present, the DRNC should use the indicated value when deciding the Initial DL TX Power. If the *Enhanced Primary CPICH Ec/No* IE is present, the DRNC should use the indicated value when deciding the Initial DL Tx Power.]

[TDD - If [3.84Mcps TDD -the *DL Time Slot ISCP Info* IE] [1.28Mcps TDD - the *DL Time Slot ISCP Info LCR* IE] is present, the DRNS should use the indicated value when deciding the Initial DL TX Power for the Radio Link. The DRNS shall use the indicated DL Timeslot ISCP when determining the initial DL power per timeslot as specified in [22], i.e. it shall reduce the DL TX power in those downlink timeslots of the radio link where the interference is low, and increase the DL TX power in those timeslots where the interference is high, while keeping the total downlink power in the radio link unchanged.]

[TDD - If the *Primary CCPCH RSCP Delta* IE is included, the DRNS should assume that the reported value for Primary CCPCH RSCP is in the negative range as per [24], and the value is equal to the *Primary CCPCH RSCP Delta* IE. If the *Primary CCPCH RSCP Delta* IE is not included and the *Primary CCPCH RSCP* IE is included, the DRNS should assume that the reported value is in the non-negative range as per [24], and the value is equal to the *Primary CCPCH RSCP* IE. The DRNS should use the indicated value when deciding the Initial DL TX Power for the Radio Link.]

[3.84 Mcps TDD - The DL TX power upper and lower limit is configured in the following way: The DRNC shall include the *Maximum DL TX Power* IE and *Minimum DL TX Power* IE in the RADIO LINK SETUP RESPONSE message. If the maximum or minimum power needs to be different for particular DCH type CcTrCHs, the DRNC shall include the value(s) for that CcTrCH in the *CcTrCH Maximum DL TX Power* IE and *CcTrCH Minimum DL TX Power* IE. The DRNS shall not transmit with a higher power than indicated by the appropriate *Maximum DL TX Power* IE/*CcTrCH Maximum DL TX Power* IE or lower than indicated by the appropriate *Minimum DL TX Power* IE/*CcTrCH Minimum DL TX Power* IE on any DL DPCH within each CcTrCH of the RL.]

[1.28 Mcps TDD - The DL TX power upper and lower limit is configured in the following way: The DRNC shall include the *Maximum DL TX Power* IE and *Minimum DL TX Power* IE in the RADIO LINK SETUP RESPONSE message. If the maximum or minimum power needs to be different for particular timeslots within a DCH type CcTrCH, the DRNC shall include the value(s) for that timeslot in the *Maximum DL TX Power* IE and *Minimum DL TX Power* IE within the *DL Timeslot Information LCR* IE. The DRNS shall not transmit with a higher power than indicated by the appropriate *Maximum DL TX Power* IE or lower than indicated by the appropriate *Minimum DL TX Power* IE on any DL DPCH within each timeslot of the RL.]

[1.28McpsTDD - If the *TSTD Support Indicator* IE is present, the DRNS shall apply this information when configuring the transmit diversity for the new radio link.]

[FDD - The DRNS shall start any DL transmission using the indicated DL TX power level (if received) or the decided DL TX power level on each DL channelisation code of a RL until UL synchronisation is achieved on the Uu interface for the concerned RLS or Power Balancing is activated. No inner loop power control or power balancing shall be performed during this period. The DL power shall then vary according to the inner loop power control (see ref.[10] subclause 5.2.1.2) and the power control procedure (see 8.3.15).]

[TDD - The DRNS shall start any DL transmission using the decided DL TX power level on each DL channelisation code and on each Time Slot of a RL until UL synchronisation is achieved on the Uu interface for the concerned RL. No inner loop power control shall be performed during this period. Then after UL synchronisation, the DL power shall vary according to the inner loop power control (see ref. [22] subclause 4.2.3.3).]

[FDD - If the received *Inner Loop DL PC Status* IE is set to "Active", the DRNS shall activate the inner loop DL power control for all RLS. If *Inner Loop DL PC Status* IE is set to "Inactive", the DRNS shall deactivate the inner loop DL power control for all RLS according to ref. [10].]

[FDD - If the *DPC Mode* IE is present in the RADIO LINK SETUP REQUEST message, the DRNC shall apply the DPC mode indicated in the message, and be prepared that the DPC mode may be changed during the lifetime of the RL. If the *DPC Mode* IE is not present in the RADIO LINK SETUP REQUEST message, DPC mode 0 shall be applied (see ref. [10]).]

[FDD - If the RADIO LINK SETUP REQUEST message includes the *DL Power Balancing Information* IE and the *Power Adjustment Type* IE is set to "Common" or "Individual", the DRNS shall activate the power balancing, if activation of power balancing by the RADIO LINK SETUP REQUEST message is supported, according to subclause 8.3.15, using the *DL Power Balancing Information* IE. If the DRNS starts the DL transmission and the activation of the power balancing at the same CFN, the initial power of the power balancing i.e. P_{init} shall be set to the power level indicated by the *Initial DL TX Power* IE (if received) or the decided DL TX power level on each DL channelisation code of a RL based on the *Primary CPICH Ec/No* IE or the *Enhanced Primary CPICH Ec/No* IE.]

[FDD - If activation of power balancing by the RADIO LINK SETUP REQUEST message is supported by the DRNS, the DRNC shall include the *DL Power Balancing Activation Indicator* IE in the *RL Information Response* IE in the RADIO LINK SETUP RESPONSE message.]

Neighbouring Cell Handling:

If there are UMTS neighbouring cell(s) to the cell in which a Radio Link was established then:

- The DRNC shall include in the RADIO LINK SETUP RESPONSE message the *Neighbouring FDD Cell Information* IE and/or *Neighbouring TDD Cell Information* IE in the *Neighbouring UMTS Cell Information* IE for each neighbouring FDD cell and/or TDD cell respectively. In addition, if the information is available, the DRNC shall include in the RADIO LINK SETUP RESPONSE message the *Frame Offset* IE, *Primary CPICH Power* IE, *Cell Individual Offset* IE, *STTD Support Indicator* IE, *Closed Loop Mode1 Support Indicator* IE, *Closed Loop Mode2 Support Indicator* IE, *Coverage Indicator* IE, *Antenna Co-location Indicator* IE and *HCS Prio* IE in the *Neighbouring FDD Cell Information* IE, and the *Frame Offset* IE, *Cell Individual Offset* IE, *DPCH Constant Value* IE, the *PCCPCH Power* IE, *Coverage Indicator* IE, *Antenna Co-location Indicator* IE and *HCS Prio* IE in the *Neighbouring TDD Cell Information* IE or the *Neighbouring TDD Cell Information LCR* IE. If the *Neighbouring TDD Cell Information* IE includes the *Sync Case* IE for the set to "Case1", the DRNC shall include the *Time Slot For SCH* IE in the *Neighbouring TDD Cell Information* IE. If the *Neighbouring TDD Cell Information* IE includes *Sync Case* IE set to "Case2", the DRNC shall include the *SCH Time Slot* IE in the *Neighbouring TDD Cell Information* IE.
- If a UMTS neighbouring cell is not controlled by the same DRNC, the DRNC shall also include in the RADIO LINK SETUP RESPONSE message the *CN PS Domain Identifier* IE and/or *CN CS Domain Identifier* IE which are the identifiers of the CN nodes connected to the RNC controlling the UMTS neighbouring cell.
- If the information is available, the DRNC shall include in the RADIO LINK SETUP RESPONSE message the *DPC Mode Change Support Indicator* IE for each neighbour cell in the *Neighbouring FDD Cell Information* IE.
- The DRNC shall include the *Cell Capability Container FDD* IE, the *Cell Capability Container TDD* IE and/or the *Cell Capability Container TDD LCR* IE if the DRNC is aware that the neighbouring cell supports any functionality listed in 9.2.2.D, 9.2.3.1a and 9.2.3.1b.
- For the UMTS neighbouring cells which are controlled by the DRNC, the DRNC shall report in the RADIO LINK SETUP RESPONSE message the restriction state of those cells, otherwise the *Restriction StateIndicator* IE may be absent. The DRNC shall include in the RADIO LINK SETUP RESPONSE message the *Restriction StateIndicator* IE for the neighbouring cells which are controlled by the DRNC in the *Neighbouring FDD Cell Information* IE, the *Neighbouring TDD Cell Information* IE and the *Neighbouring TDD Cell Information LCR* IE.
- If available, the DRNC shall include the *SNA Information* IE for the concerned neighbouring cells in the *Neighbouring FDD Cell Information* IE, the *Neighbouring TDD Cell Information* IE and the *Neighbouring TDD Cell Information LCR* IE.

If there are GSM neighbouring cells to the cell(s) where a radio link is established, the DRNC shall include in the RADIO LINK SETUP RESPONSE message the *Neighbouring GSM Cell Information* IE for each of the GSM neighbouring cells. If available the DRNC shall include in the RADIO LINK SETUP RESPONSE

message the *Cell Individual Offset* IE, and if the *Cell Individual Offset* IE alone cannot represent the value of the offset, the DRNC shall also include the *Extended GSM Cell Individual Offset* IE in the *Neighbouring GSM Cell Information* IE. If available the DRNC shall also include in the RADIO LINK SETUP RESPONSE message the *Coverage Indicator* IE, *Antenna Co-location Indicator* IE and *HCS Prio* IE in the *Neighbouring GSM Cell Information* IE. If available, the DRNC shall also include the *SNA Information* IE for the concerned neighbouring cells in the *Neighbouring GSM Cell Information* IE.

When receiving the *SNA Information* IE in the RADIO LINK SETUP RESPONSE message, the SRNC should use it to restrict cell access based on SNA information. See also [40] for a broader description of the SNA access control.

If there are GERAN neighbouring cells to the cell(s) where a radio link is established, the DRNC shall include the *GERAN Cell Capability* IE in the *Neighbouring GSM Cell Information* IE that is included in the RADIO LINK SETUP RESPONSE message for each of the GERAN cells.

If there are GERAN Iu-mode neighbouring cells to the cell(s) where a radio link is established, the DRNC shall include, if available, the *GERAN Classmark* IE in the *Neighbouring GSM Cell Information* IE that is included in the RADIO LINK SETUP RESPONSE message for each of the GERAN Iu-mode neighbouring cells. Ref. [39] defines when the transmission of the *GERAN Classmark* IE will be required at the initiation of the Relocation Preparation procedure.

[1.28Mcps TDD - Uplink Synchronisation Parameters LCR]:

[If the *Uplink Synchronisation Parameters LCR* IE is present, the DRNC shall use the indicated values of *Uplink synchronisation stepsize* IE and *Uplink synchronisation frequency* IE when evaluating the timing of the UL synchronisation.]

[1.28Mcps TDD - Uplink Timing Advance Control LCR]:

[1.28Mcps TDD - The DRNC shall include the *Uplink Timing Advance Control LCR* IE in the RADIO LINK SETUP RESPONSE message.]

General:

If the RADIO LINK SETUP REQUEST message includes the *RL Specific DCH Information* IE, the DRNC may use the transport layer address and the binding identifier received from the SRNC when establishing a transport bearer for the DCH or the set of co-ordinated DCHs.

~~[FDD - If the RADIO LINK SETUP REQUEST message includes the *SSDT Cell Identity* IE and the *S Field Length* IE, the DRNS shall activate SSDT, if supported, using the *SSDT Cell Identity* IE, *S Field Length* IE and *SSDT Cell Identity Length* IE.]~~

~~[FDD - If the RADIO LINK SETUP REQUEST message includes the *Qth Parameter* IE in addition to the *SSDT Cell Identity* IE, the DRNS shall use the *Qth Parameter* IE, if Qth signalling is supported, when SSDT is activated in the concerned new RL.]~~

~~[FDD - If the RADIO LINK SETUP REQUEST message includes the *SSDT Cell Identity for EDSCHPC* IE, the DRNS shall activate enhanced DSCH power control, if supported, using the *SSDT Cell Identity for EDSCHPC* IE and *SSDT Cell Identity Length* IE as well as *Enhanced DSCH PC* IE in accordance with ref. [10] subclause 5.2.2. If the RADIO LINK SETUP REQUEST message includes both *SSDT Cell Identity* IE and *SSDT Cell Identity for EDSCHPC* IE, then the DRNS shall ignore the *SSDT Cell Identity for EDSCHPC* IE. If the enhanced DSCH power control is activated and the *TFCI PC Support Indicator* IE is set to "TFCI PC Mode 2 Supported", the primary/secondary status determination in the enhanced DSCH power control shall be applied to the TFCI power control in DSCH hard split mode.]~~

[FDD - If the *DRAC Control* IE is set to "requested" in the RADIO LINK SETUP REQUEST message for at least one DCH and if the DRNS supports the DRAC, the DRNC shall include in the RADIO LINK SETUP RESPONSE message the *Secondary CCPCH Info* IE for the FACH in which the DRAC information is sent, for each Radio Link established in a cell where DRAC is active. If the DRNS does not support DRAC, the DRNC shall not provide these IEs in the RADIO LINK SETUP RESPONSE message.]

If no *D-RNTI* IE was included in the RADIO LINK SETUP REQUEST message, the DRNC shall include in the RADIO LINK SETUP RESPONSE message the *D-RNTI* IE, the *CN PS Domain Identifier* IE and/or the *CN CS Domain Identifier* IE for the CN domains (using LAC and RAC of the current cell) to which the DRNC is connected.

[FDD - If the *D-RNTI* IE was included in the RADIO LINK SETUP REQUEST message the DRNC shall include in the RADIO LINK SETUP RESPONSE message the *Primary Scrambling Code* IE, the *UL UARFCN* IE and the *DL UARFCN* IE.]

[TDD - If the *D-RNTI* IE was included in the RADIO LINK SETUP REQUEST message the DRNC shall include in the RADIO LINK SETUP RESPONSE message the *UARFCN* IE, the *Cell Parameter ID* IE and the *SCTD Indicator* IE.]

[3.84Mcps TDD - If the *D-RNTI* IE was included in the RADIO LINK SETUP REQUEST message the DRNC shall include in the RADIO LINK SETUP RESPONSE message the *Sync Case* IE and if the *Sync Case* IE is set to "Case 2", the DRNC shall also include the *SCH Time Slot* IE in the RADIO LINK SETUP RESPONSE message. If the included *Sync Case* IE is set to "Case1", the DRNC shall also include the *Time Slot For SCH* IE.]

[3.84Mcps TDD - The DRNC shall include the *Secondary CCPCH Info TDD* IE in the RADIO LINK SETUP RESPONSE message if at least one *DSCH Information Response* IE or *USCH Information Response* IE is included in the message and at least one DCH is configured for the radio link. The DRNC shall also include the *Secondary CCPCH Info TDD* IE in the RADIO LINK SETUP RESPONSE message if at least one *DSCH Information Response* IE or *USCH Information Response* IE is included in the message and the SHCCH messages for this radio link will be transmitted over a different secondary CCPCH than selected by the UE from system information.]

[1.28 Mcps TDD - The DRNC shall include the *Secondary CCPCH Info TDD LCR* IE in the RADIO LINK SETUP RESPONSE message if at least one *DSCH Information Response LCR* IE or *USCH Information Response LCR* IE is included in the message and at least one DCH is configured for the radio link. The DRNC shall also include the *Secondary CCPCH Info TDD LCR* IE in the RADIO LINK SETUP RESPONSE message if at least one *DSCH Information Response LCR* IE or *USCH Information Response LCR* IE is included in the message and the SHCCH messages for this radio link will be transmitted over a different secondary CCPCH than selected by the UE from system information.]

For each Radio Link established in a cell in which at least one URA Identity is being broadcast, the DRNC shall include in the *URA Information* IE within the RADIO LINK SETUP RESPONSE message URA Information for this cell including the *URA ID* IE, the *Multiple URAs Indicator* IE indicating whether or not multiple URA Identities are being broadcast in the cell, and the *RNC-ID* IEs of all other RNCs that have at least one cell within the URA identified by the *URA ID* IE.

Depending on local configuration in the DRNS, the DRNC may include in the RADIO LINK SETUP RESPONSE message the *UTRAN Access Point Position* IE and the geographical co-ordinates of the cell, represented either by the *Cell GAI* IE or by the *Cell GA Additional Shapes* IE. If the DRNC includes the *Cell GA Additional Shapes* IE in the RADIO LINK SETUP RESPONSE message, it shall also include the *Cell GAI* IE.

If the DRNS need to limit the user rate in the uplink of a DCH due to congestion caused by the UL UTRAN Dynamic Resources (see subclause 9.2.1.79) when starting to utilise a new Radio Link, the DRNC shall include in the RADIO LINK SETUP RESPONSE message the *Allowed UL Rate* IE in the *DCH Information Response* IE for this Radio Link.

If the DRNS need to limit the user rate in the downlink of a DCH due to congestion caused by the DL UTRAN Dynamic Resources (see subclause 9.2.1.79) when starting to utilise a new Radio Link, the DRNC shall include in the RADIO LINK SETUP RESPONSE message the *Allowed DL Rate* IE in the *DCH Information Response* IE for this Radio Link.

If the *Permanent NAS UE Identity* IE is included in the RADIO LINK SETUP REQUEST message, the DRNS shall store the information for the considered UE Context for the life-time of the UE Context.

If the RADIO LINK SETUP REQUEST message includes the *Permanent NAS UE Identity* IE and a *C-ID* IE corresponding to a cell reserved for operator use, the DRNS shall use this information to determine whether it can set up a Radio Link on this cell or not for the considered UE Context.

If the HCS priority information is available in the DRNS, it shall include the *HCS Prio* IE for each of the established RLs in the RADIO LINK SETUP RESPONSE message.

[FDD - If the accessed cell supports TFCI power control, the DRNC shall include the *TFCI PC Support Indicator* IE in the RADIO LINK SETUP RESPONSE message.]

The DRNS shall start receiving on the new RL(s) after the RLs are successfully established.

[FDD - Radio Link Set Handling]:

[FDD - The *First RLS Indicator* IE indicates if the concerned RL shall be considered part of the first RLS established towards this UE. The DRNS shall use the *First RLS Indicator* IE to determine the initial TPC pattern in the DL of the concerned RL and all RLs which are part of the same RLS, as described in [10], section 5.1.2.2.1.2.

Partially omitted

8.3.2 Radio Link Addition

8.3.2.2 Successful Operation

Partially omitted

Radio Link Handling:

Diversity Combination Control:

The *Diversity Control Field* IE indicates for each RL whether the DRNS shall combine the new RL with existing RL(s) or not on the Iur.

- If the *Diversity Control Field* IE is set to "May" (be combined with another RL), the DRNS shall decide for any of the alternatives.
- If the *Diversity Control Field* IE is set to "Must", the DRNS shall combine the RL with one of the other RL. When a new RL is to be combined the DRNS shall choose which RL(s) to combine it with.
- If the *Diversity Control Field* IE is set to "Must not", the DRNS shall not combine the RL with any other existing RL.

In the case of not combining a RL with a RL established with a previous Radio Link Setup or Radio Link Addition Procedure or a RL previously listed in the RADIO LINK ADDITION RESPONSE message, the DRNC shall indicate with the Diversity Indication in the *RL Information Response* IE in the RADIO LINK ADDITION RESPONSE message that no combining is done. In this case the DRNC shall include in the *DCH Information Response* IE both the *Transport Layer Address* IE and the *Binding ID* IE for the transport bearer to be established for each DCH of the RL in the RADIO LINK ADDITION RESPONSE message.

In the case of combining with a RL established with a previous Radio Link Setup or Radio Link Addition Procedure or with a RL previously listed in this RADIO LINK ADDITION RESPONSE message, the DRNC shall indicate with the Diversity Indication in the *RL Information Response* IE in the RADIO LINK ADDITION RESPONSE message that the RL is combined. In this case, the *RL ID* IE indicates (one of) the previously established RL(s) or a RL previously listed in this RADIO LINK ADDITION RESPONSE message with which the new RL is combined.

[TDD - The DRNC shall always include in the RADIO LINK ADDITION RESPONSE message both the *Transport Layer Address* IE and the *Binding ID* IE for the transport bearer to be established for each DSCH and USCH of the RL.]

In the case of a set of co-ordinated DCHs, the DRNC shall include in the RADIO LINK ADDITION RESPONSE message the *Binding ID* IE and the *Transport Layer Address* IE for only one of the DCHs in the set of co-ordinated DCHs.

If the DRNS needs to limit the user rate in the uplink of a DCH due to congestion caused by the UL UTRAN Dynamic Resources (see subclause 9.2.1.79) when starting to utilise a new Radio Link, the DRNC shall include in the RADIO LINK ADDITION RESPONSE message the *Allowed UL Rate* IE in the *DCH Information Response* IE for this Radio Link.

If the DRNS needs to limit the user rate in the downlink of a DCH due to congestion caused by the DL UTRAN Dynamic Resources (see subclause 9.2.1.79) when starting to utilise a new Radio Link, the DRNC shall include in the RADIO LINK ADDITION RESPONSE message the *Allowed DL Rate* IE in the *DCH Information Response* IE for this Radio Link.

[FDD -Transmit Diversity]:

The DRNS shall activate any feedback mode diversity according to the received settings.

[FDD - If the cell in which the RL is being added is capable to provide Close loop Tx diversity, the DRNC shall indicate the Closed loop timing adjustment mode of the cell by including the *Closed Loop Timing Adjustment Mode* IE in the RADIO LINK ADDITION RESPONSE message.]

[FDD - When the *Transmit Diversity Indicator* IE is present the DRNS shall activate/deactivate the Transmit Diversity for each new Radio Link in accordance with the *Transmit Diversity Indicator* IE using the diversity mode of the existing Radio Link(s).]

DL Power Control:

[FDD - If the *Primary CPICH Ec/No* IE or the *Primary CPICH Ec/No* IE and the *Enhanced Primary CPICH Ec/No* IE measured by the UE are included for an RL in the RADIO LINK ADDITION REQUEST message, the DRNS shall use this in the calculation of the Initial DL TX Power for this RL. If the *Primary CPICH Ec/No* IE is not present, the DRNS shall set the Initial DL TX Power based on the power relative to the Primary CPICH power used by the existing RLs.]

[TDD - If [3.84Mcps TDD - the *DL Time Slot ISCP Info* IE] [1.28Mcps TDD - the *DL Time Slot ISCP Info LCR* IE] is included in the RADIO LINK ADDITION REQUEST message, the DRNS shall use it in the calculation of the Initial DL TX Power.]

[TDD - If the *Primary CCPCH RSCP Delta* IE is included, the DRNS shall assume that the reported value for Primary CCPCH RSCP is in the negative range as per [24], and the value is equal to the *Primary CCPCH RSCP Delta* IE. If the *Primary CCPCH RSCP Delta* IE is not included and the *Primary CCPCH RSCP* IE is included, the DRNS shall assume that the reported value is in the non-negative range as per [24], and the value is equal to the *Primary CCPCH RSCP* IE. The DRNS shall use it in the calculation of the Initial DL TX Power.]

[TDD - If the *Primary CCPCH RSCP* IE, *Primary CCPCH RSCP Delta* IE, [3.84Mcps TDD - and the *DL Time Slot ISCP Info* IE] [1.28Mcps TDD - and the *DL Time Slot ISCP Info LCR* IE] are not present, the DRNS shall set the Initial DL TX Power based on the power relative to the Primary CCPCH power used by the existing RL.]

[FDD - The Initial DL TX Power shall be applied until UL synchronisation is achieved on the Uu interface for that RLS or Power Balancing is activated. No inner loop power control or power balancing shall be performed during this period. The DL power shall then vary according to the inner loop power control (see ref. [10] subclause 5.2.1.2) and the power control procedure (see 8.3.7).]

[TDD - The Initial DL TX Power shall be applied until UL synchronisation is achieved on the Uu interface for that RL. No inner loop power control shall be performed during this period. The DL power shall then vary according to the inner loop power control (see ref. [22] subclause 4.2.3.3).]

[3.84 Mcps TDD - The DL TX power upper and lower limit is configured in the following way: The DRNC shall include the *Maximum DL TX Power* IE and *Minimum DL TX Power* IE in the RADIO LINK ADDITION RESPONSE message. If the maximum or minimum power needs to be different for particular DCH type CCTrCHs, the DRNC shall include the value(s) for that CCTrCH in the *CCTrCH Maximum DL TX Power* IE and *CCTrCH Minimum DL TX Power*. The DRNS shall not transmit with a higher power than indicated by the appropriate *Maximum DL TX Power* IE/*CCTrCH Maximum DL TX Power* IE or lower than indicated by the appropriate *Minimum DL TX Power* IE/*CCTrCH Minimum DL TX Power* IE on any DL DPCH within each CCTrCH of the RL.]

[1.28 Mcps TDD - The DL TX power upper and lower limit is configured in the following way: The DRNC shall include the *Maximum DL TX Power* IE and *Minimum DL TX Power* IE in the RADIO LINK ADDITION RESPONSE message. If the maximum or minimum power needs to be different for particular timeslots within a DCH type CCTrCH, the DRNC shall include the value(s) for that timeslot in the *Maximum DL TX Power* IE and *Minimum DL TX Power* within the *DL Timeslot Information LCR* IE. The DRNS shall not transmit with a higher power than indicated by the appropriate *Maximum DL TX Power* IE or lower than indicated by the appropriate *Minimum DL TX Power* IE on any DL DPCH within each timeslot of the RL.]

[FDD - If the *DPC Mode* IE is present in the RADIO LINK ADDITION REQUEST message, the DRNC shall apply the DPC mode indicated in the message, and be prepared that the DPC mode may be changed during the lifetime of the RL. If the *DPC Mode* IE is not present in the RADIO LINK ADDITION REQUEST message, DPC mode 0 shall be applied (see ref. [10]).]

The DRNC shall provide the configured *Maximum DL TX Power* IE and *Minimum DL TX Power* IE for every new RL to the SRNC in the RADIO LINK ADDITION RESPONSE message. The DRNS shall not transmit with a higher power than indicated by the *Maximum DL TX Power* IE or lower than indicated by the *Minimum DL TX Power* IE on any DL DPCH of the RL [FDD - except during compressed mode, when the

δP_{curr} , as described in ref.[10] subclause 5.2.1.3, shall be added to the maximum DL power for the associated compressed frame.]

[FDD - If the power balancing is active with the Power Balancing Adjustment Type of the UE Context set to "Individual" in the existing RL(s) and the RADIO LINK ADDITION REQUEST message includes the *DL Reference Power* IE, the DRNS shall activate the power balancing and use the *DL Reference Power* IE for the power balancing procedure in the new RL(s), if activation of power balancing by the RADIO LINK ADDITION REQUEST message is supported by the DRNS, according to subclause 8.3.15. In this case, the DRNC shall include the *DL Power Balancing Activation Indicator* IE in the *RL Information Response* IE in the RADIO LINK ADDITION RESPONSE message. If the DRNS starts the DL transmission and the activation of the power balancing at the same CFN, the initial power of the power balancing, i.e. P_{init} shall be set to the power level which is calculated based on the *Primary CPICH Ec/No* IE or the *Enhanced Primary CPICH Ec/No* IE (if received), or to the power level which is calculated based on the power relative to the Primary CPICH power used by the existing RLs.]

UL Power Control:

The DRNC shall also provide the configured UL Maximum SIR and UL Minimum SIR for every new RL to the SRNC in the RADIO LINK ADDITION RESPONSE message. These values are taken into consideration by DRNS admission control and shall be used by the SRNC as limits for the UL inner-loop power control target.

Neighbouring Cell Handling:

If there are UMTS neighbouring cell(s) to the cell in which a Radio Link was established then:

- The DRNC shall include in the RADIO LINK ADDITION RESPONSE message the *Neighbouring FDD Cell Information* IE and/or *Neighbouring TDD Cell Information* IE in the *Neighbouring UMTS Cell Information* IE for each neighbouring FDD cell and/or TDD cell respectively. In addition, if the information is available, the DRNC shall include in the RADIO LINK ADDITION RESPONSE message the *Frame Offset* IE, *Primary CPICH Power* IE, *Cell Individual Offset* IE, *STTD Support Indicator* IE, *Closed Loop Mode1 Support Indicator* IE, *Closed Loop Mode2 Support Indicator* IE, *Coverage Indicator* IE, *Antenna Co-location Indicator* IE and *HCS Prio* IE in the *Neighbouring FDD Cell Information* IE, and the *Frame Offset* IE, *Cell Individual Offset* IE, *DPCH Constant Value* IE and the *PCCPCH Power* IE, *Coverage Indicator* IE, *Antenna Co-location Indicator* IE and *HCS Prio* IE in the *Neighbouring TDD Cell Information* IE or the *Neighbouring TDD Cell Information LCR* IE. If the *Neighbouring TDD Cell Information* IE includes the *Sync Case* IE set to "Case1", the DRNC shall include the *Time Slot For SCH* IE in the *Neighbouring TDD Cell Information* IE. If the *Neighbouring TDD Cell Information* IE includes the *Sync Case* IE set to "Case2", the DRNC shall include the *SCH Time Slot* IE in the *Neighbouring TDD Cell Information* IE.
- If a UMTS neighbouring cell is not controlled by the same DRNC, the DRNC shall also include in the RADIO LINK ADDITION RESPONSE message the *CN PS Domain Identifier* IE and/or *CN CS Domain Identifier* IE which are the identifiers of the CN nodes connected to the RNC controlling the UMTS neighbouring cell.
- [FDD - The DRNC shall include in the RADIO LINK ADDITION RESPONSE message the *DPC Mode Change Support Indicator* IE for each neighbour cell in the *Neighbouring FDD Cell Information* IE if this information is available.]
- The DRNC shall include the *Cell Capability Container FDD* IE, the *Cell Capability Container TDD* IE and/or the *Cell Capability Container TDD LCR* IE if the DRNC is aware that the neighbouring cell supports any functionality listed in 9.2.2.D, 9.2.3.1a and 9.2.3.1b.
- For the UMTS neighbouring cells which are controlled by the DRNC, the DRNC shall report in the RADIO LINK SETUP RESPONSE message the restriction state of those cells, otherwise *Restriction State Indicator* IE may be absent. The DRNC shall include the *Restriction State Indicator* IE for the neighbouring cells which are controlled by the DRNC in the *Neighbouring FDD Cell Information* IE, the *Neighbouring TDD Cell Information* IE and the *Neighbouring TDD Cell Information LCR* IE.
- If available, the DRNC shall include the *SNA Information* IE for the concerned neighbouring cells in the *Neighbouring FDD Cell Information* IE, the *Neighbouring TDD Cell Information* IE and the *Neighbouring TDD Cell Information LCR* IE.

If there are GSM neighbouring cells to the cell(s) in which a radio link is established, the DRNC shall include the *Neighbouring GSM Cell Information IE* in the RADIO LINK ADDITION RESPONSE message for each of the GSM neighbouring cells. If available the DRNC shall include the *Cell Individual Offset IE*, and if the *Cell Individual Offset IE* alone cannot represent the value of the offset, the DRNC shall also include the *Extended GSM Cell Individual Offset IE* in the *Neighbouring GSM Cell Information IE*. If available the DRNC shall also include the *Coverage Indicator IE*, *Antenna Co-location Indicator IE* and *HCS Prio IE* in the *Neighbouring GSM Cell Information IE*. If available, the DRNC shall also include the *SNA Information IE* for the concerned neighbouring cells in the *Neighbouring GSM Cell Information IE*.

When receiving the *SNA Information IE* in the RADIO LINK ADDITION RESPONSE message, the SRNC should use it to restrict cell access based on SNA information. See also [40] for a broader description of the SNA access control.

If there are GERAN neighbouring cells to the cell(s) where a radio link is established, the DRNC shall include the *GERAN Cell Capability IE* in the *Neighbouring GSM Cell Information IE* that is included in the RADIO LINK ADDITION RESPONSE message for each of the GERAN cells.

If there are GERAN Iu-mode neighbouring cells to the cell(s) where a radio link is established, the DRNC shall include, if available, the *GERAN Classmark IE* in the *Neighbouring GSM Cell Information IE* that is included in the RADIO LINK ADDITION RESPONSE message for each of the GERAN Iu-mode neighbouring cells. Ref. [39] defines when the transmission of the *GERAN Classmark IE* will be required at the initiation of the Relocation Preparation procedure.

[1.28Mcps TDD - Uplink Synchronisation Parameters LCR]:

[1.28Mcps TDD - If the *Uplink Synchronisation Parameters LCR IE* is present, the DRNC shall use the indicated values of *Uplink synchronisation stepsize IE* and *Uplink synchronisation frequency IE* when evaluating the timing of the UL synchronisation.]

[1.28Mcps TDD - Uplink Timing Advance Control LCR]:

[1.28Mcps TDD - The DRNC shall include the *Uplink Timing Advance Control LCR IE* in the RADIO LINK ADDITION RESPONSE message.]

General:

If the RADIO LINK ADDITION REQUEST message includes the *RL Specific DCH Information IE*, the DRNC may use the transport layer address and the binding identifier received from the SRNC when establishing a transport bearer for the DCH or the set of co-ordinated DCHs.

~~[FDD - If the RADIO LINK ADDITION REQUEST message contains an *SSDT Cell Identity IE*, the DRNS shall, if supported, activate SSDT for the concerned new RL using the indicated *SSDT Cell Identity*.]~~

~~[FDD - If the RADIO LINK ADDITION REQUEST message includes the *Qth Parameter IE* in addition to the *SSDT Cell Identity IE*, the DRNS shall use the *Qth Parameter IE*, if *Qth* signalling is supported, when SSDT is activated in the concerned new RL.]~~

Depending on local configuration in the DRNS, the DRNC may include in the RADIO LINK ADDITION RESPONSE message the *UTRAN Access Point Position IE* and the geographical co-ordinates of the cell, represented either by the *Cell GAI IE* or by the *Cell GA Additional Shapes IE*. If the DRNC includes the *Cell GA Additional Shapes IE* in the RADIO LINK ADDITION RESPONSE message, it shall also include the *Cell GAI IE*.

For each Radio Link established in a cell in which at least one URA Identity is being broadcast, the DRNC shall include in the RADIO LINK ADDITION RESPONSE message a URA Information for this cell including the *URA ID IE*, the *Multiple URAs Indicator IE* indicating whether or not multiple URA Identities are being broadcast in the cell, and the *RNC-ID IEs* of all other RNCs that have at least one cell within the URA identified by the *URA ID IE*.

[FDD - If the UE has been allocated one or several DCH controlled by DRAC and if the DRNS supports the DRAC, the DRNC shall include in the RADIO LINK ADDITION RESPONSE message the *Secondary CCPCH Info IE* for the FACH in which the DRAC information is sent, for each Radio Link established in a cell in which DRAC is active. If the DRNS does not support DRAC, the DRNC shall not provide these IEs in the RADIO LINK ADDITION RESPONSE message.]

[3.84Mcps TDD - The DRNC shall include the *Secondary CCPCH Info TDD* IE in the RADIO LINK ADDITION RESPONSE message if at least one *DSCH Information Response* IE or *USCH Information Response* IE is included in the message and at least one DCH is configured for the radio link. The DRNC shall also include the *Secondary CCPCH Info TDD* IE in the RADIO LINK ADDITION RESPONSE message if at least one *DSCH Information Response* IE or *USCH Information Response* IE is included in the message and the SHCCH messages for this radio link will be transmitted over a different secondary CCPCH than selected by the UE from system information.]

[1.28 Mcps TDD - The DRNC shall include the *Secondary CCPCH Info TDD LCR* IE in the RADIO LINK ADDITION RESPONSE message if at least one *DSCH Information Response LCR* IE or *USCH Information Response LCR* IE is included in the message and at least one DCH is configured for the radio link. The DRNC shall also include the *Secondary CCPCH Info TDD LCR* IE in the RADIO LINK ADDITION RESPONSE message if at least one *DSCH Information Response LCR* IE or *USCH Information Response LCR* IE is included in the message and the SHCCH messages for this radio link will be transmitted over a different secondary CCPCH than selected by the UE from system information.]

If the *Permanent NAS UE Identity* IE is present in the RADIO LINK ADDITION REQUEST message, the DRNS shall store the information for the considered UE Context for the lifetime of the UE Context.

If the RADIO LINK ADDITION REQUEST message includes a *C-ID* IE corresponding to a cell reserved for operator use and the Permanent NAS UE Identity is available in the DRNC for the considered UE Context, the DRNC shall use this information to determine whether it can add the Radio Link on this cell or not.

If the HCS priority information is available in the DRNS, it shall include the *HCS Prio* IE for each of the established RLs in the RADIO LINK ADDITION RESPONSE message.

[FDD - If the accessed cell supports TFCI power control, the DRNC shall include the *TFCI PC Support Indicator* IE in the RADIO LINK ADDITION RESPONSE message.]

The DRNS shall start receiving on the new RL(s) after the RLs are successfully established.

[FDD - Radio Link Set Handling]:

[FDD - For each RL not having a common generation of the TPC commands in the DL with another RL, the DRNS shall assign to the RL a unique value for the *RL Set ID* IE which uniquely identifies the RL as an RL Set within the UE Context.]

[FDD - For all RLs having a common generation of the TPC commands in the DL with another new or existing RL, the DRNS shall assign to each RL the same value for the *RL Set ID* IE which uniquely identifies these RLs as members of the same RL Set within the UE Context.]

[FDD - After addition of the new RL(s), the UL out-of-sync algorithm defined in ref. [10] shall, for each of the previously existing and newly established RL Set(s), use the maximum value of the parameters *N_OUTSYNC_IND* and *T_RLFAILURE* that are configured in the cells supporting the radio links of the RL Set. The UL in-sync algorithm defined in [10] shall, for each of the established RL Set(s), use the minimum value of the parameters *N_INSYNC_IND* that are configured in the cells supporting the radio links of the RL Set.]

Response message:

Partially omitted

8.3.4 Synchronised Radio Link Reconfiguration Preparation

8.3.4.2 Successful Operation

Partially omitted

DCH Deletion:

If the RADIO LINK RECONFIGURATION PREPARE message includes any *DCH To Delete*, the DRNS shall not include the referenced DCHs in the new configuration.

If all of the DCHs belonging to a set of co-ordinated DCHs are requested to be deleted, the DRNS shall not include this set of co-ordinated DCHs in the new configuration.

Physical Channel Modification:

[FDD - If the RADIO LINK RECONFIGURATION PREPARE message includes an *UL DPCH Information IE*, the DRNS shall apply the parameters to the new configuration as follows:]

- [FDD - If the *UL DPCH Information IE* includes the *Uplink Scrambling Code IE*, the DRNS shall apply this Uplink Scrambling Code to the new configuration.]
- [FDD - If the *UL DPCH Information IE* includes the *Min UL Channelisation Code Length IE*, the DRNS shall apply the new Min UL Channelisation Code Length in the new configuration. The DRNS shall apply the contents of the *Max Number of UL DPDCHs IE* (if it is included) in the new configuration.]
- [FDD - If the *UL DPCH Information IE* includes the *TFCS IE*, the DRNS shall use the *TFCS IE* for the UL when reserving resources for the uplink of the new configuration. The DRNS shall apply the new TFCS in the uplink of the new configuration.]
- [FDD - If the *UL DPCH Information IE* includes the *UL DPCCH Slot Format IE*, the DRNS shall apply the new Uplink DPCCH Slot Format to the new configuration.]
- [FDD - If the *UL DPCH Information IE* includes the *UL SIR Target IE*, the DRNS shall use the value for the UL inner loop power control when the new configuration is being used.]
- [FDD - If the *UL DPCH Information IE* includes the *Puncture Limit IE*, the DRNS shall apply the value in the uplink of the new configuration.]
- [FDD - If the *UL DPCH Information IE* includes the *Diversity Mode IE*, the DRNS shall apply diversity according to the given value.]
- ~~- [FDD - If the *UL DPCH Information IE* includes an *SSDT Cell Identity Length IE* and/or an *S-Field Length IE*, the DRNS shall apply the values in the new configuration.]~~

[FDD - If the RADIO LINK RECONFIGURATION PREPARE message includes a *DL DPCH Information IE*, the DRNS shall apply the parameters to the new configuration as follows:]

- [FDD - If the *DL DPCH Information IE* includes the *Number of DL Channelisation Codes IE*, the DRNS shall allocate given number of Downlink Channelisation Codes per Radio Link and apply the new Downlink Channelisation Code(s) to the new configuration. Each Downlink Channelisation Code allocated for the new configuration shall be included in the RADIO LINK RECONFIGURATION READY message within the *DL Code Information IE* as a *FDD DL Channelisation Code Number IE* when sent to the SRNC. If some Transmission Gap Pattern sequences using "SF/2" method are already initialised in the DRNS, DRNC shall include the *Transmission Gap Pattern Sequence Scrambling Code Information IE* in the RADIO LINK RECONFIGURATION READY message in case the DRNS selects to change the Scrambling code change method for one or more DL Channelisation Code.]
- [FDD - When more than one DL DPDCH are assigned per RL, the segmented physical channel shall be mapped on to DL DPDCHs according to [8]. When *p* number of DL DPDCHs are assigned to each RL, the first pair of DL Scrambling Code and FDD DL Channelisation Code Number corresponds to "*PhCH number 1*", the second to "*PhCH number 2*", and so on until the *pth* to "*PhCH number p*".]

- [FDD - If the *DL DPCH Information* IE includes the *TFCS* IE, the DRNS shall use the *TFCS* IE for the DL when reserving resources for the downlink of the new configuration. The DRNS shall apply the new *TFCS* in the Downlink of the new configuration.]
- [FDD - If the *DL DPCH Information* IE includes the *DL DPCH Slot Format* IE, the DRNS shall apply the new slot format used in DPCH in DL.]
- [FDD - If the *DL DPCH Information* IE includes the *TFCI Signalling Mode* IE, the DRNS shall apply the new signalling mode of the TFCI.]
- [FDD - If the *DL DPCH Information* IE includes the *Multiplexing Position* IE, the DRNS shall apply the new parameter to define whether fixed or flexible positions of transport channels shall be used in the physical channel.]
- [FDD - If the *DL DPCH Information* IE includes the *Limited Power Increase* IE set to "Used", the DRNS shall, if supported, use Limited Power Increase according to ref. [10] subclause 5.2.1 for the inner loop DL power control in the new configuration.]
- [FDD - If the *DL DPCH Information* IE includes the *Limited Power Increase* IE set to "Not Used", the DRNS shall not use Limited Power Increase for the inner loop DL power control in the new configuration.]
- [FDD - If the RADIO LINK RECONFIGURATION PREPARE message does not include the *Length of TFCI2* IE and the *Split type* IE is present with the value "Hard", then the DRNS shall assume the length of the TFCI (field 2) is 5 bits.]
- [FDD - If the RADIO LINK RECONFIGURATION PREPARE message includes *Split Type* IE, then the DRNS shall apply this information to the new configuration of TFCI.]
- [FDD - If the *DL DPCH Information* IE includes the *Length of TFCI2* IE, the DRNS shall apply this information to the length of TFCI(field 2) in the new configuration.]

[FDD - If the RADIO LINK RECONFIGURATION PREPARE message includes the *Transmission Gap Pattern Sequence Information* IE, the DRNS shall store the new information about the Transmission Gap Pattern Sequences to be used in the new Compressed Mode Configuration. Any Transmission Gap Pattern Sequences already existing in the previous Compressed Mode Configuration are replaced by the new sequences once the new Compressed Mode Configuration has been activated. This new Compressed Mode Configuration shall be valid in the DRNS until the next Compressed Mode Configuration is configured in the DRNS or until the last Radio Link is deleted.]

[FDD - If the RADIO LINK RECONFIGURATION PREPARE message includes the *Transmission Gap Pattern Sequence Information* IE and the *Downlink Compressed Mode Method* IE in one or more Transmission Gap Pattern Sequence within the *Transmission Gap Pattern Sequence Information* IE is set to "SF/2", the DRNC shall include the *Transmission Gap Pattern Sequence Scrambling Code Information* IE in the RADIO LINK RECONFIGURATION READY message indicating for each Channelisation Code whether the alternative scrambling code shall be used or not].

[TDD - UL/DL CCTrCH Modification]

[TDD - If the RADIO LINK RECONFIGURATION PREPARE message includes any *UL CCTrCH To Modify* IEs or *DL CCTrCH To Modify* IEs, then the DRNS shall treat them each as follows:]

- [TDD - If any of the *UL CCTrCH To Modify* IEs or *DL CCTrCH To Modify* IEs includes any of the *TFCS* IE, *TFCI coding* IE, *Puncture limit* IE, or *TPC CCTrCH ID* IEs the DRNS shall apply these as the new values, otherwise the previous values specified for this CCTrCH are still applicable.]
- [TDD - If any of the following listed DPCH information IEs are modified in the new prepared configuration, the DRNC shall include in the RADIO LINK RECONFIGURATION READY message the IEs indicating the new values: *Repetition Period* IE, *Repetition Length* IE, *TDD DPCH Offset* IE, [3.84Mcps TDD - *UL Timeslot Information* IE,] [1.28Mcps TDD - *UL Timeslot Information LCR* IE,] [3.84Mcps TDD - *DL Timeslot Information* IE,] [1.28Mcps TDD - *DL Timeslot Information LCR* IE,] [3.84Mcps TDD - *Midamble Shift And Burst Type* IE,] [1.28Mcps TDD - *Midamble Shift LCR* IE,] *TFCI Presence* IE, [3.84Mcps TDD - *TDD Channelisation Code* IE,] [1.28Mcps TDD - and/or *TDD Channelisation Code LCR* IE,] [1.28Mcps TDD - *TDD UL DPCH Time Slot Format LCR* IE or *TDD DL DPCH Time Slot Format LCR* IE,].]
- [1.28Mcps TDD - If the *UL CCTrCH To Modify* IE includes the *UL SIR Target* IE, the DRNS shall use the value for the UL inner loop power control according [12] and [22] in the new configuration.]

- [TDD - If any of the *DL CcTrCH To Modify* IEs includes any *TPC CcTrCH ID* IEs, the DRNS shall apply these as the new values, otherwise the previous values specified for this CcTrCH are still applicable.]
- [1.28Mcps TDD - If the *UL CcTrCH to Modify* IE includes the *TDD TPC Uplink Step Size* IE, the DRNS shall apply this value to the uplink TPC step size in the new configuration.]
- [TDD - If the *DL CcTrCH to Modify* IE includes the *TDD TPC Downlink Step Size* IE, the DRNS shall apply this value to the downlink TPC step size in the new configuration.]

[TDD - UL/DL CcTrCH Addition]

[TDD - If the RADIO LINK RECONFIGURATION PREPARE message includes any *UL CcTrCH To Add* IEs or *DL CcTrCH To Add* IEs, the DRNS shall include this CcTrCH in the new configuration.]

[TDD - If the RADIO LINK RECONFIGURATION PREPARE message includes any *DCHs to Add* IEs, the DRNC shall include in the RADIO LINK RECONFIGURATION READY message the DPCH information in [3.84Mcps TDD - *UL DPCH to be Added* IE/*DL DPCH to be Added* IEs] [1.28Mcps TDD - *UL DPCH to be Added LCR* IE/*DL DPCH to be Added LCR* IEs] [3.84Mcps TDD - If no UL DPCH is active before a reconfiguration which adds an UL DPCH, and if a valid Rx Timing Deviation measurement is known in DRNC, then the DRNC shall include the *Rx Timing Deviation* IE in the RADIO LINK RECONFIGURATION READY message].]

[TDD - If the RADIO LINK RECONFIGURATION PREPARE message includes the *TDD TPC Downlink Step Size* IE within a *DL CcTrCH To Add* IE, the DRNS shall set the TPC step size of that CcTrCH to that value, otherwise the DRNS shall use the same value as the lowest numbered DL CcTrCH in the current configuration.]

[1.28Mcps TDD - The DRNS shall use the *UL SIR Target* IE in the *UL CcTrCH To Add* IE as the UL SIR value for the inner loop power control for this CcTrCH according [12] and [22] in the new configuration.]

[TDD - If any of the *DL CcTrCH To Add* IEs includes any *TPC CcTrCH ID* IEs, the DRNS shall configure the identified UL CcTrCHs with TPC according to the parameters given in the message.]

[1.28Mcps TDD - If the *UL CcTrCH To Add* IE includes *TDD TPC Uplink Step Size* IE, the DRNS shall apply the uplink TPC step size in the new configuration.]

[TDD - UL/DL CcTrCH Deletion]

[TDD - If the RADIO LINK RECONFIGURATION PREPARE message includes any *UL CcTrCH To Delete* IEs or *DL CcTrCH To Delete* IEs, the DRNS shall remove this CcTrCH in the new configuration, and the DRNC shall include in the RADIO LINK RECONFIGURATION READY message corresponding *UL DPCH to be Deleted* IEs and *DL DPCH to be Deleted* IEs.]

SSDT Activation/Deactivation:

- ~~— [FDD— If the *RL Information* IE includes the *SSDT Indication* IE set to "SSDT Active in the UE", then in the new configuration the DRNS shall activate SSDT, if supported, using the *SSDT Cell Identity* IE in *RL Information* IE, and the *SSDT Cell Identity Length* IE in *UL DPCH Information* IE.]~~
- ~~— [FDD— If the *RL Information* IE includes the *Qth Parameter* IE and the *SSDT Indication* IE set to "SSDT Active in the UE", the DRNS shall use the *Qth Parameter* IE, if *Qth* signalling is supported, when SSDT is activated in the new configuration.]~~
- ~~— [FDD— If the *RL Information* IE includes the *SSDT Indication* IE set to "SSDT not Active in the UE", the DRNS shall deactivate SSDT in the new configuration.]~~

DL Power Control:

- [FDD - If the *RL Information* IE includes the *DL Reference Power* IEs and power balancing is active, DRNS shall update the reference power of the power balancing in the indicated RL(s), if updating of power balancing parameters by the RADIO LINK RECONFIGURATION PREPARE message is supported, at the CFN in the RADIO LINK RECONFIGURATION COMMIT message, according to subclause 8.3.15, using the *DL Reference Power* IE. If the CFN modulo the value of the *Adjustment Period* IE is not equal to 0, the power balancing continues with the old reference power until the end of the current adjustment period, and the updated reference power shall be used from the next adjustment period.]

[FDD - If updating of power balancing parameters by the RADIO LINK RECONFIGURATION PREPARE message is supported by the DRNS, the DRNC shall include the *DL Power Balancing Updated Indicator* IE in the *RL Information Response* IE for each affected RL in the RADIO LINK RECONFIGURATION READY message.]

DSCH Addition/Modification/Deletion:

If the RADIO LINK RECONFIGURATION PREPARE message includes any *DSCH To Add*, *DSCH To Modify* or *DSCH To Delete* IEs, then the DRNS shall use this information to add/modify/delete the indicated DSCH channels to/from the radio link, in the same way as the DCH info is used to add/modify/release DCHs.

If the RADIO LINK RECONFIGURATION PREPARE message includes any *DSCH To Add* IE, then the DRNS shall use the *Allocation/Retention Priority* IE, *Scheduling Priority Indicator* IE and *TrCH Source Statistics Descriptor* IE to define a set of DSCH Priority classes each of which is associated with a set of supported MAC-c/sh SDU lengths.

The DRNC shall include in the RADIO LINK RECONFIGURATION READY message both the *Transport Layer Address* IE and the *Binding ID* IE for the transport bearer to be established for each added DSCH.

If the RADIO LINK RECONFIGURATION PREPARE message includes any *DSCH To Add* IE, then the DRNS may use the *Traffic Class* IE to determine the transport bearer characteristics to apply between DRNC and Node B for the related DSCHs.

~~[FDD - If the *DSCHs To Add* IE includes the *Enhanced DSCH PC* IE, the DRNS shall activate enhanced DSCH power control in accordance with ref. [10] subclause 5.2.2, if supported, using either:]~~

~~— [FDD - the *SSDT Cell Identity for EDSCHPC* IE in the *RL Information* IE, if the *SSDT Cell Identity* IE is not included in the *RL Information* IE or]~~

~~— [FDD - the *SSDT Cell Identity* IE in the *RL Information* IE, if both the *SSDT Cell Identity* IE and the *SSDT Cell Identity for EDSCHPC* are included in the *RL Information* IE.]~~

~~[FDD - together with the *SSDT Cell Identity Length* IE in *UL DPCH Information* IE, and *Enhanced DSCH PC* IE, in the new configuration.]~~

[FDD - If the enhanced DSCH power control is activated and the TFCI PC Mode 2 is supported, the primary/secondary status determination in the enhanced DSCH power control shall be applied to the TFCI power control in DSCH hard split mode.]

If the RADIO LINK RECONFIGURATION PREPARE message includes any *DSCH To Modify* IE, then the DRNS shall treat them each as follows:

- The DRNC shall include in the RADIO LINK RECONFIGURATION READY message both the *Transport Layer Address* IE and the *Binding ID* IE for any new transport bearer to be established for each modified DSCH.
- [FDD - If the *DSCH To Modify* IE includes any *DSCH Info* IEs, then the DRNS shall treat them each as follows:]
 - [FDD - If the *DSCH Info* IE includes any of the *Allocation/Retention Priority* IE, *Scheduling Priority Indicator* IE or *TrCH Source Statistics Descriptor* IE, the DRNS shall use them to update the set of DSCH Priority classes each of which is associated with a set of supported MAC-c/sh SDU lengths.]
 - [FDD - If the *DSCH Info* IE includes any of the *Transport Format Set* IE or *BLER* IE, the DRNS shall apply the parameters to the new configuration.]
 - [FDD - If the *DSCH Info* IE includes the *Traffic Class* IE, the DRNS may use this information to determine the transport bearer characteristics to apply between DRNC and Node B for the related DSCHs.]
- [FDD - If the *DSCH To Modify* IE includes the *PDSCH RL ID* IE, then the DRNS shall use it as the new DSCH RL identifier.]
- [FDD - If the indicated PDSCH RL ID is in the DRNS and there was no DSCH-RNTI allocated to the UE Context, the DRNC shall allocate a DSCH-RNTI to the UE Context and include the *DSCH-RNTI* IE in the RADIO LINK RECONFIGURATION READY message.]
- [FDD - If the indicated PDSCH RL ID is in the DRNS and there was a DSCH-RNTI allocated to the UE Context, the DRNC shall allocate a new DSCH-RNTI to the UE Context, release the old DSCH-RNTI and include the *DSCH-RNTI* IE in the RADIO LINK RECONFIGURATION READY message.]

- [FDD - If the indicated PDSCH RL ID is not in the DRNS and there was a DSCH-RNTI allocated to the UE Context, the DRNC shall release this DSCH-RNTI.]
- [FDD - If the *DSCH To Modify* IE includes the *Transport Format Combination Set* IE, then the DRNS shall use it as the new Transport Format Combination Set associated with the DSCH.]
- [TDD - If the *DSCHs To Modify* IE includes the *CCTrCH ID* IE, then the DRNS shall map the DSCH onto the referenced DL CCTrCH.]
- [TDD - If the *DSCHs To Modify* IE includes any of the *Allocation/Retention Priority* IE, *Scheduling Priority Indicator* IE or *TrCH Source Statistics Descriptor* IE, the DRNS shall use them to update the set of DSCH Priority classes each of which is associated with a set of supported MAC-c/sh SDU lengths.]
- [TDD - If the *DSCHs To Modify* IE includes any of the *Transport Format Set* IE or *BLER* IE, the DRNS shall apply the parameters to the new configuration.]
- [TDD - If the *DSCHs To Modify* IE includes the *Traffic Class* IE, the DRNS may use this information to determine the transport bearer characteristics to apply between DRNC and Node B for the related DSCHs.]

~~[FDD - If the *DSCHs To Modify* IE includes the *Enhanced DSCH PC Indicator* IE set to "Enhanced DSCH PC Active in the UE", the DRNS shall activate enhanced DSCH power control in accordance with ref. [10] subclause 5.2.2, if supported, using either:]~~

~~[FDD - the *SSDT Cell Identity for EDSCHPC* IE in *RL Information* IE, if the *SSDT Cell Identity* IE is not included in the *RL Information* IE or]~~

~~[FDD - the *SSDT Cell Identity* IE in the *RL Information* IE, if both the *SSDT Cell Identity* IE and the *SSDT Cell Identity for EDSCHPC* are included in the *RL Information* IE.]~~

~~[FDD - together with the *SSDT Cell Identity Length* IE in *UL DPCH Information* IE, and *Enhanced DSCH PC IE*, in the new configuration.]~~

- [FDD - If the *DSCHs To Modify* IE includes the *Enhanced DSCH PC Indicator* IE set to "Enhanced DSCH PC not Active in the UE", the DRNS shall deactivate enhanced DSCH power control in the new configuration.]

[FDD - If the enhanced DSCH power control is activated and the TFCI PC Mode 2 is supported, the primary/secondary status determination in the enhanced DSCH power control shall be applied to the TFCI power control in DSCH hard split mode.]

[FDD - If the RADIO LINK RECONFIGURATION PREPARE message includes a *DSCHs To Delete* IE requesting the deletion of all DSCH resources for the UE Context, then the DRNC shall release the DSCH-RNTI allocated to the UE Context, if there was one.]

[3.84 Mcps TDD - The DRNC shall include the *Secondary CCPCH Info TDD* IE in the RADIO LINK RECONFIGURATION READY message if a DSCH is added and at least one DCH exists in the new configuration. The DRNC shall also include the *Secondary CCPCH Info TDD* IE in the RADIO LINK RECONFIGURATION READY message if the SHCCH messages for this radio link will be transmitted over a different secondary CCPCH than selected by the UE from system information.]

[FDD - If the RADIO LINK RECONFIGURATION PREPARE message includes the *Enhanced DSCH PC Indicator* IE set to "Enhanced DSCH PC not Active in the UE", the DRNS shall deactivate enhanced DSCH power control in the new configuration.]

If the requested modifications are allowed by the DRNS and the DRNS has successfully reserved the required resources for the new configuration of the Radio Link(s), it shall respond to the SRNC with the RADIO LINK RECONFIGURATION READY message.

The DRNC shall include the *DSCH Initial Window Size* IE in the RADIO LINK RECONFIGURATION READY message for each DSCH, if the DRNS allows the SRNC to start transmission of MAC-c/sh SDUs before the DRNS has allocated capacity on user plane as described in [32].

[TDD USCH Addition/Modification/Deletion]

Partially omitted

8.3.4.4 Abnormal Conditions

If only a subset of all the DCHs belonging to a set of co-ordinated DCHs is requested to be deleted, the DRNS shall reject the Synchronised Radio Link Reconfiguration Preparation procedure as having failed and shall send the RADIO LINK RECONFIGURATION FAILURE message to the SRNC.

If more than one DCH of a set of co-ordinated DCHs has the *QE-Selector* IE set to "selected" [TDD - or no DCH of a set of co-ordinated DCHs has the *QE-Selector* IE set to "selected"] the DRNS shall reject the Synchronised Radio Link Reconfiguration Preparation procedure and the DRNC shall respond with a RADIO LINK RECONFIGURATION FAILURE message.

~~[FDD - If the *RL Information IE* includes the *SSDT Indication IE* set to "SSDT Active in the UE" and SSDT is not active in the current configuration, the DRNS shall reject the Synchronised Radio Link Reconfiguration Preparation procedure if the *UL DPCH Information IE* does not include the *SSDT Cell Identity Length IE*. The DRNC shall then respond with a RADIO LINK RECONFIGURATION FAILURE message.]~~

[FDD - If the *DSCHs To Add IE* includes the *Enhanced DSCH PC IE* and the *DSCH To Modify IE* include the *Enhanced DSCH PC Indicator IE* set to "Enhanced DSCH PC not Active in the UE", then the DRNS shall deactivate enhanced DSCH power control in the new configuration.]

[FDD - If both the *DSCHs To Add IE* and the *DSCH To Modify IE* include *Enhanced DSCH PC IE*, then the DRNS shall ignore the *Enhanced DSCH PC IE* in the *DSCH To Add IE*.]

If the RADIO LINK RECONFIGURATION PREPARE message includes a *DCHs To Modify IE* or *DCHs To Add IE* with multiple *DCH Specific Info IEs*, and if the DCHs in the *DCHs To Modify IE* or *DCHs To Add IE* do not have the same *Transmission Time Interval IE* in the *Semi-static Transport Format Information IE*, then the DRNC shall reject the procedure using the RADIO LINK RECONFIGURATION FAILURE message.

[FDD - If the *RL Information IE* includes the *DL Reference Power IE*, but the power balancing is not active in the indicated RL(s), the DRNS shall reject the Synchronised Radio Link Reconfiguration Preparation procedure as having failed and the DRNC shall respond with the RADIO LINK RECONFIGURATION FAILURE message with the cause value "Power Balancing status not compatible".]

[FDD - If the power balancing is active with the Power Balancing Adjustment Type of the UE Context set to "Common" in the existing RL(s) but the RADIO LINK RECONFIGURATION PREPARE message includes more than one *DL Reference Power IE*, the DRNS shall reject the Synchronised Radio Link Reconfiguration Preparation procedure as having failed and the DRNC shall respond with the RADIO LINK RECONFIGURATION FAILURE message with the cause value "Power Balancing status not compatible".]

[FDD - If the RADIO LINK RECONFIGURATION PREPARE message does not include the *Split Type IE* but includes *TFCI Signalling Mode IE* set to "Split", then the DRNC shall reject the procedure using the RADIO LINK RECONFIGURATION FAILURE message.]

[FDD - If the RADIO LINK RECONFIGURATION PREPARE message does not include the *Length of TFCI2 IE* but the *Split type IE* is set to "Logical", then the DRNC shall reject the procedure using the RADIO LINK RECONFIGURATION FAILURE message.]

[FDD - If the RADIO LINK RECONFIGURATION PREPARE message includes the *Split Type IE* set to the value "Hard" and the *Length Of TFCI2 IE* set to the value "1", "2", "5", "8", "9" or "10", then the DRNC shall reject the procedure using the RADIO LINK RECONFIGURATION FAILURE message.]

[FDD - If the RADIO LINK RECONFIGURATION PREPARE message does not include the *Split Type IE* but includes the *Length of TFCI2 IE*, then the DRNC shall reject the procedure using the RADIO LINK RECONFIGURATION FAILURE message.]

If the RADIO LINK RECONFIGURATION PREPARE message contains the *Transport Layer Address IE* or the *Binding ID IE* when establishing a transport bearer for any Transport Channel or HS-DSCH MAC-d flow being added, or any Transport Channel or HS-DSCH MAC-d flow being modified for which a new transport bearer was requested with the *Transport Bearer Request Indicator IE*., and not both are present for a transport bearer intended to be established, the DRNC shall reject the Synchronised Radio Link Reconfiguration Preparation procedure and the DRNC shall respond with a RADIO LINK RECONFIGURATION FAILURE message.

If the RADIO LINK RECONFIGURATION PREPARE message contains any of the *HS-DSCH Information To Modify IE*, *HS-DSCH MAC-d Flows To Add IE* or *HS-DSCH MAC-d Flows To Delete IE* in addition to the *HS-DSCH*

Information IE, the DRNC shall reject the procedure using the RADIO LINK RECONFIGURATION FAILURE message.

If the RADIO LINK RECONFIGURATION PREPARE message contains any of the *HS-DSCH Information To Modify* IE, *HS-DSCH MAC-d Flows To Add* IE, *HS-DSCH MAC-d Flows To Delete* IE or *HS-PDSCH RL ID* IE and the Serving HS-DSCH Radio Link is not in the DRNS, the DRNC shall reject the procedure using the RADIO LINK RECONFIGURATION FAILURE message.

If the RADIO LINK RECONFIGURATION PREPARE message includes the *HS-DSCH Information* IE and does not include the *HS-PDSCH RL-ID* IE, the DRNC shall reject the procedure using the RADIO LINK RECONFIGURATION FAILURE message.

If the RADIO LINK RECONFIGURATION PREPARE message includes the *HS-DSCH Information To Modify* IE deleting the last remaining Priority Queue of an HS-DSCH MAC-d Flow, the DRNC shall reject the procedure using the RADIO LINK RECONFIGURATION FAILURE message.

If the RADIO LINK RECONFIGURATION PREPARE message includes the *HS-PDSCH RL-ID* IE indicating a Radio Link not existing in the UE Context, the DRNC shall reject the procedure using the RADIO LINK RECONFIGURATION FAILURE message.

If the RADIO LINK RECONFIGURATION PREPARE message contains any of the *HS-DSCH Information* IE, *HS-DSCH Information To Modify* IE, or *HS-DSCH MAC-d Flows To Add* IE and if in the new configuration the Priority Queues associated with the same *HS-DSCH MAC-d Flow ID* IE have the same *Scheduling Priority Indicator* IE value, the DRNC shall reject the procedure using the RADIO LINK RECONFIGURATION FAILURE message.

If the RADIO LINK RECONFIGURATION PREPARE message includes *HS-DSCH Information* IE and the HS-DSCH is already configured in the UE Context, the DRNC shall reject the procedure using the RADIO LINK RECONFIGURATION FAILURE message.

9.1.3 RADIO LINK SETUP REQUEST

9.1.3.1 FDD Message

IE/Group Name	Presence	Range	IE Type and Reference	Semantics Description	Criticality	Assigned Criticality
Message Type	M		9.2.1.40		YES	reject
Transaction ID	M		9.2.1.59		–	
SRNC-ID	M		RNC-ID 9.2.1.50		YES	reject
S-RNTI	M		9.2.1.53		YES	reject
D-RNTI	O		9.2.1.24		YES	reject
Allowed Queuing Time	O		9.2.1.2		YES	reject
UL DPCH Information		1			YES	reject
>UL Scrambling Code	M		9.2.2.53		–	
>Min UL Channelisation Code Length	M		9.2.2.25		–	
>Max Number of UL DPDCHs	C – CodeLen		9.2.2.24		–	
>Puncture Limit	M		9.2.1.46	For the UL.	–	
>TFCS	M		9.2.1.63		–	
>UL DPCCH Slot Format	M		9.2.2.52		–	
>Uplink SIR Target	O		Uplink SIR 9.2.1.69		–	
>Diversity mode	M		9.2.2.8		–	
>Not UsedSSDT Cell Identity Length	ⓘ		NULL9.2.2.44		–	
>Not UsedS-Field Length	ⓘ		NULL9.2.2.36		–	
>DPC Mode	O		9.2.2.12A		YES	reject
>UL DPDCH Indicator for E-DCH operation	C-EDCHInfo		9.2.2.52A		YES	reject
DL DPCH Information		0..1			YES	reject
>TFCS	M		9.2.1.63		–	
>DL DPCH Slot Format	M		9.2.2.9		–	
>Number of DL Channelisation Codes	M		9.2.2.26A		–	
>TFCI Signalling Mode	M		9.2.2.46		–	
>TFCI Presence	C-SlotFormat		9.2.1.55		–	
>Multiplexing Position	M		9.2.2.26		–	
>Power Offset Information		1			–	
>>PO1	M		Power Offset 9.2.2.30	Power offset for the TFCI bits.	–	
>>PO2	M		Power Offset 9.2.2.30	Power offset for the TPC bits.	–	
>>PO3	M		Power Offset 9.2.2.30	Power offset for the pilot bits.	–	
>FDD TPC Downlink Step Size	M		9.2.2.16		–	
>Limited Power Increase	M		9.2.2.21A		–	
>Inner Loop DL PC Status	M		9.2.2.21a		–	
>Split Type	O		9.2.2.39a		YES	reject
>Length of TFCI2	O		9.2.2.21C		YES	reject
DCH Information	M		DCH FDD Information 9.2.2.4A		YES	reject
DSCH Information	O		DSCH FDD Information		YES	reject

IE/Group Name	Presence	Range	IE Type and Reference	Semantics Description	Criticality	Assigned Criticality
			9.2.2.13A			
RL Information		<i>1...<maxn oofRLs></i>			EACH	notify
>RL ID	M		9.2.1.49		–	
>C-ID	M		9.2.1.6		–	
>First RLS Indicator	M		9.2.2.16A		–	
>Frame Offset	M		9.2.1.30		–	
>Chip Offset	M		9.2.2.1		–	
>Propagation Delay	O		9.2.2.33		–	
>Diversity Control Field	C – NotFirstRL		9.2.1.20		–	
>Initial DL TX Power	O		DL Power 9.2.1.21A		–	
>Primary CPICH Ec/No	O		9.2.2.32		–	
> Not Used SSDT Cell Identity	○		NULL 9.2.2.40		–	
>Transmit Diversity Indicator	C – Diversity mode		9.2.2.48		–	
> SSDT Cell Identity for EDSCHPC	C – EDSCHPC		9.2.2.40A		-YES	ignore
>Enhanced Primary CPICH Ec/No	O		9.2.2.13I		YES	ignore
>RL Specific DCH Information	O		9.2.1.49A		YES	ignore
>Delayed Activation	O		9.2.1.19Aa		YES	reject
> Qth Parameter	○		9.2.2.34a		YES	ignore
>Cell Portion ID	O		9.2.2.E		YES	ignore
>RL specific E-DCH Information	O		9.2.1.300 C		YES	reject
>E-DCH RL Indication	O		9.2.2.4E		YES	reject
Transmission Gap Pattern Sequence Information	O		9.2.2.47A		YES	reject
Active Pattern Sequence Information	O		9.2.2.A		YES	reject
Permanent NAS UE Identity	O		9.2.1.73		YES	ignore
DL Power Balancing Information	O		9.2.2.10A		YES	ignore
HS-DSCH Information	O		HS-DSCH FDD Information 9.2.2.19a		YES	reject
HS-PDSCH RL ID	C – InfoHSDSCH		RL ID 9.2.1.49		YES	reject
UE Support Of Dedicated Pilots For Channel Estimation	O		9.2.2.50A		YES	ignore
UE Support Of Dedicated Pilots For Channel Estimation Of HS-DSCH	O		9.2.2.50B		YES	ignore
MBMS Bearer Service List		<i>0...<maxn oofMBMS ></i>			GLOBAL	notify
>TMGI	M		9.2.1.80		–	
E-DPCH Information		<i>0..1</i>			YES	reject
>Min UL Channelisation Code Length for E-DCH FDD	M		9.2.2.25A		–	
>Max Number of UL E-DPDCHs	C- CodeLenE DCH		9.2.2.24e		–	
>Puncture Limit	M		9.2.1.50		–	
>E-TFCS	M		9.2.2.4G		–	
>E-TTI	M		9.2.2.4J		–	
E-DCH FDD Information	O		9.2.2.4B		YES	reject

IE/Group Name	Presence	Range	IE Type and Reference	Semantics Description	Criticality	Assigned Criticality
Serving E-DCH RL	C-EDCHInfo		9.2.1.45D		YES	reject
F-DPCH Information		0..1			YES	reject
>Power Offset Information		1			-	
>>PO2	M		Power Offset 9.2.2.30	Power offset for the TPC bits.	-	
>FDD TPC Downlink Step Size	M		9.2.2.16		-	
>Limited Power Increase	M		9.2.2.21A		-	
>Inner Loop DL PC Status	M		9.2.2.21a		-	
Initial DL DPCH Timing Adjustment Allowed	O		9.2.2.21b		YES	ignore

Condition	Explanation
CodeLen	The IE shall be present if <i>Min UL Channelisation Code length</i> IE equals to 4
SlotFormat	The IE shall be present if the <i>DL DPCH Slot Format</i> IE is equal to any of the values from 12 to 16.
NotFirstRL	The IE shall be present if the RL is not the first one in the <i>RL Information</i> IE.
Diversity mode	The IE shall be present if <i>Diversity Mode</i> IE in <i>UL DPCH Information</i> IE is not equal to "none".
EDSCHPC	This IE shall be present if <i>Enhanced DSCH PC</i> IE is present in the <i>DSCH Information</i> IE.
InfoHSDSCH	This IE shall be present if <i>HS-DSCH Information</i> IE is present.
EDCHInfo	This IE shall be present if <i>E-DPCH Information</i> IE is present.
CodeLenEDCH	The IE shall be present if <i>Min UL Channelisation Code length for E-DCH FDD</i> IE equals to 2.

Range bound	Explanation
<i>MaxnoofRLs</i>	Maximum number of RLs for one UE.
<i>MaxnoofMBMS</i>	Maximum number of MBMS bearer services that a UE can join.

9.1.6 RADIO LINK ADDITION REQUEST

9.1.6.1 FDD Message



IE/Group Name	Presence	Range	IE Type and Reference	Semantics Description	Criticality	Assigned Criticality
Message Type	M		9.2.1.40		YES	reject
Transaction ID	M		9.2.1.59		–	
Uplink SIR Target	M		Uplink SIR 9.2.1.69		YES	reject
RL Information		<i>1..<max number of RLS-1></i>			EACH	notify
>RL ID	M		9.2.1.49		–	
>C-ID	M		9.2.1.6		–	
>Frame Offset	M		9.2.1.30		–	
>Chip Offset	M		9.2.2.1		–	
>Diversity Control Field	M		9.2.1.20		–	
>Primary CPICH Ec/No	O		9.2.2.32		–	
> Not Used SSDT Cell Identity	O		NULL 9.2.2.40		–	
>Transmit Diversity Indicator	O		9.2.2.48		–	
>DL Reference Power	O		DL Power 9.2.1.21A	Power on DPCH or on F-DPCH	YES	ignore
>Enhanced Primary CPICH Ec/No	O		9.2.2.13I		YES	ignore
>RL Specific DCH Information	O		9.2.1.49A		YES	ignore
>Delayed Activation	O		9.2.1.19Aa		YES	reject
> Qth Parameter	O		9.2.2.34a		YES	ignore
>RL specific E-DCH Information	O		9.2.1.300C		YES	reject
>E-DCH RL Indication	O		9.2.2.4E		YES	reject
Active Pattern Sequence Information	O		9.2.2A	Either all the already active Transmission Gap Sequence(s) are addressed (Transmission Gap Pattern sequence shall overlap with the existing one) or none of the transmission gap sequences is activated.	YES	reject
DPC Mode	O		9.2.2.12A		YES	reject
Permanent NAS UE Identity	O		9.2.1.73		YES	ignore
Serving E-DCH RL	C-EDCHInfo		9.2.1.45D		YES	reject
Initial DL DPCH Timing Adjustment Allowed	O		9.2.2.21b		YES	ignore

Range bound	Explanation
<i>MaxnoofRLs</i>	Maximum number of radio links for one UE.

Condition	Explanation
EDCHInfo	This IE shall be present if <i>RL specific E-DCH Information</i> IE is present for at least one RL indicated in the message.

9.1.11 RADIO LINK RECONFIGURATION PREPARE

9.1.11.1 FDD Message

IE/Group Name	Presence	Range	IE Type and Reference	Semantics Description	Criticality	Assigned Criticality
Message Type	M		9.2.1.40		YES	reject
Transaction ID	M		9.2.1.59		–	
Allowed Queuing Time	O		9.2.1.2		YES	reject
UL DPCH Information		0..1			YES	reject
>UL Scrambling Code	O		9.2.2.53		–	
>UL SIR Target	O		Uplink SIR 9.2.1.69		–	
>Min UL Channelisation Code Length	O		9.2.2.25		–	
>Max Number of UL DPDCHs	C – CodeLen		9.2.2.24		–	
>Puncture Limit	O		9.2.1.46	For the UL.	–	
>TFCS	O		9.2.1.63	TFCS for the UL.	–	
>UL DPCCH Slot Format	O		9.2.2.52		–	
>Diversity Mode	O		9.2.2.8		–	
>Not Used SSDT Cell Identity Length			NULL 9.2.2.44		–	
>Not Used S-Field Length			NULL 9.2.2.36		–	
DL DPCH Information		0..1			YES	reject
>TFCS	O		9.2.1.63	TFCS for the DL.	–	
>DL DPCH Slot Format	O		9.2.2.9		–	
>Number of DL Channelisation Codes	O		9.2.2.26A		–	
>TFCI Signalling Mode	O		9.2.2.46		–	
>TFCI Presence	C- SlotFormat		9.2.1.55		–	
>Multiplexing Position	O		9.2.2.26		–	
>Limited Power Increase	O		9.2.2.21A		–	
>Split Type	O		9.2.2.39a		YES	reject
>Length of TFCI2	O		9.2.2.21C		YES	reject
>DL DPCH Power Information		0..1			YES	reject
>>Power Offset Information		1			–	
>>>PO1	M		Power Offset 9.2.2.30	Power offset for the TFCI bits	–	
>>>PO2	M		Power Offset 9.2.2.30	Power offset for the TPC bits	–	
>>>PO3	M		Power Offset 9.2.2.30	Power offset for the pilot bits	–	
>>FDD TPC Downlink Step Size	M		9.2.2.16		–	
>>Inner Loop DL PC Status	M		9.2.2.21a		–	
DCHs To Modify	O		FDD DCHs To Modify 9.2.2.13C		YES	reject
DCHs To Add	O		DCH FDD		YES	reject

IE/Group Name	Presence	Range	IE Type and Reference	Semantics Description	Criticality	Assigned Criticality
			Information 9.2.2.4A			
DCHs To Delete		0..<maxnoof DCHs>			GLOBAL	reject
>DCH ID	M		9.2.1.16		–	
DSCHs To Modify		0..1			YES	reject
>DSCH Info		0..<maxnoof DSCHs>			–	
>>DSCH ID	M		9.2.1.26A		–	
>>TrCH Source Statistics Descriptor	O		9.2.1.65		–	
>>Transport Format Set	O		9.2.1.64	For DSCH	–	
>>Allocation/ Retention Priority	O		9.2.1.1		–	
>>Scheduling Priority Indicator	O		9.2.1.51A		–	
>>BLER	O		9.2.1.4		–	
>>Transport Bearer Request Indicator	M		9.2.1.61		–	
>>Traffic Class	O		9.2.1.58A		YES	ignore
>>Binding ID	O		9.2.1.3	Shall be ignored if bearer establishme nt with ALCAP.	YES	ignore
>>Transport Layer Address	O		9.2.1.62	Shall be ignored if bearer establishme nt with ALCAP.	YES	ignore
>PDSCH RL ID	O		RL ID 9.2.1.49		–	
>TFCS	O		9.2.1.63	For DSCH	–	
>Enhanced DSCH PC Indicator	O		9.2.2.13F		YES	ignore
>Enhanced DSCH PC	C- EDSCHPC On		9.2.2.13D		YES	ignore
DSCHs To Add	O		DSCH FDD Information 9.2.2.13A		YES	reject
DSCHs to Delete		0..1			YES	reject
>DSCH Info		1..<maxnoof DSCHs>			–	
>>DSCH ID	M		9.2.1.26A		–	
RL Information		0..<maxnoof RLs>			EACH	reject
>RL ID	M		9.2.1.49		–	
> Not Used SSDT Indication	O		NULL 9.2.2. 42		–	
> Not Used SSDT Cell Identity	O C- SSDTIndON		NULL 9.2.2. 40		–	
>Transmit Diversity Indicator	C – Diversity mode		9.2.2.48		–	
> SSDT Cell Identity for EDSCHPC	C - EDSCHPC		9.2.2.40A		YES	ignore
>DL Reference Power	O		DL Power 9.2.1.21A	Power on DPCH	YES	ignore

IE/Group Name	Presence	Range	IE Type and Reference	Semantics Description	Criticality	Assigned Criticality
>RL Specific DCH Information	O		9.2.1.49A		YES	ignore
>DL DPCH Timing Adjustment	O		9.2.2.9A	Required RL Timing Adjustment	YES	reject
>Qth Parameter	Q		9.2.2.34a		YES	ignore
>Phase Reference Update Indicator	O		9.2.2.27B		YES	ignore
>RL specific E-DCH Information	O		9.2.1.300 C		YES	reject
>E-DCH MAC-d Flows to Add	O		9.2.1.300 C		YES	reject
>E-DCH RL Indication	O		9.2.2.4E		YES	reject
Transmission Gap Pattern Sequence Information	O		9.2.2.47A		YES	reject
HS-DSCH Information	O		HS-DSCH FDD Information 9.2.2.19a		YES	reject
HS-DSCH Information To Modify	O		9.2.1.30Q		YES	reject
HS-DSCH MAC-d Flows To Add	O		HS-DSCH MAC-d Flows Information 9.2.1.300A		YES	reject
HS-DSCH MAC-d Flows To Delete	O		9.2.1.300B		YES	reject
HS-PDSCH RL ID	O		RL ID 9.2.1.49		YES	reject
UE Support Of Dedicated Pilots For Channel Estimation	O		9.2.2.50A		YES	ignore
UE Support Of Dedicated Pilots For Channel Estimation Of HS-DSCH	O		9.2.2.50B		YES	ignore
E-DPCH Information		0..1			YES	reject
>Min UL Channelisation Code Length for E-DCH FDD	O		9.2.2.25A		-	
>Max Number of E-DPCHs	C-CodeLenE DCH		9.2.2.24e		-	
>Puncture Limit	O		9.2.1.50		-	
>E-TFCS	O		9.2.2.4G		-	
>E-TTI	O		9.2.2.4J		-	
E-DCH FDD Information	O		9.2.2.4B		YES	reject
E-DCH FDD Information to Modify	O		9.2.2.4F		YES	reject
E-DCH MAC-d Flows to Delete	O		9.2.2.300 D		YES	reject
Serving E-DCH RL	O		9.2.1.45D		YES	reject
F-DPCH Information		0..1			YES	reject
>Power Offset Information		1			-	
>>PO2	M		Power Offset 9.2.2.30	Power offset for the TPC bits.	-	
>FDD TPC Downlink Step Size	M		9.2.2.16		-	
>Limited Power Increase	M		9.2.2.21A		-	
>Inner Loop DL PC Status	M		9.2.2.21a		-	

Condition	Explanation
SSDTIndON	The IE shall be present if the <i>SSDT Indication</i> IE is set to "SSDT Active in the UE".
CodeLen	The IE shall be present only if the <i>Min UL Channelisation Code length</i> IE equals to 4.
SlotFormat	The IE shall only be present if the <i>DL DPCH Slot Format</i> IE is equal to any of the values from 12 to 16.
Diversity mode	The IE shall be present if <i>Diversity Mode</i> IE is present in the <i>UL DPCH Information</i> IE and is not equal to "none".
EDSCHPCOn	The IE shall be present if the <i>Enhanced DSCH PC Indicator</i> IE is set to "Enhanced DSCH PC Active in the UE".
EDSCHPC	The IE shall be present if <i>Enhanced DSCH PC</i> IE is present in either the <i>DSCHs To Modify</i> IE or the <i>DSCHs To Add</i> IE.
CodeLenEDCH	The IE shall be present if <i>Min UL Channelisation Code length for E-DCH FDD</i> IE equals to 2.

Range bound	Explanation
<i>MaxnoofDCHs</i>	Maximum number of DCHs for a UE.
<i>MaxnoofDSCHs</i>	Maximum number of DSCHs for one UE.
<i>MaxnoofRLs</i>	Maximum number of RLs for a UE.

9.2.2.34a Qth Parameter

Void This parameter indicates the Quality threshold for reliable detection of primary cell ID in SSDT [10].

IE/Group Name	Presence	Range	IE type and reference	Semantics description
Qth Parameter			INTEGER (-20..0)	Unit dB Range: -20 .. 0 dB Step 1 dB

9.2.2.34A RACH Sub Channel Numbers

Void.

9.2.2.35 RL Set ID

The RL Set ID uniquely identifies one RL Set within a UE Context.

IE/Group Name	Presence	Range	IE Type and Reference	Semantics Description
RL Set ID			INTEGER (0..31)	

9.2.2.35A Received Total Wide Band Power

The parameter indicates the Received total wide band power in a cell, see ref. [11].

IE/Group Name	Presence	Range	IE Type and Reference	Semantics Description
Received Total Wide Band Power			INTEGER(0..621)	According to mapping in [23].

9.2.2.36 S-Field Length

Void The UE uses the S Field of the UL DPCCH slot to send the SSDD Cell ID to the network.

IE/Group Name	Presence	Range	IE Type and Reference	Semantics Description
S Field Length			ENUMERATED(1, 2, ...)	

9.2.2.37 Scrambling Code Change

Void.

9.2.2.37A Scrambling Code Number

Void.

9.2.2.37B Secondary CCPCH Info

The *Secondary CCPCH Info* IE provides information on scheduling of broadcast information for DRAC on a Secondary CCPCH in one cell.

IE/Group Name	Presence	Range	IE Type and Reference	Semantics Description	Criticality	Assigned Criticality
FDD S-CCPCH Offset	M		9.2.2.15	Corresponds to: $\tau_{S-CCPCH,k}$, see ref. [8]	–	
DL Scrambling Code	M		9.2.2.11		–	
FDD DL Channelisation Code Number	M		9.2.2.14		–	
TFCS	M		9.2.1.63	For the DL.	–	
Secondary CCPCH Slot Format	M		9.2.2.38		–	
TFCI Presence	C - SlotFormat		9.2.1.55		–	
Multiplexing Position	M		9.2.2.26		–	
STTD Indicator	M		9.2.2.44		–	
FACH/PCH Information		1 .. <maxFACHcount+1>			–	
>TFS			9.2.1.64	For each FACH, and the PCH when multiplexed on the same Secondary CCPCH	–	
IB Scheduling Information		1			–	
>IB_SG_REP	M		9.2.2.21		–	
>IB Segment Information		1.. <maxIBSEG>			–	
>>IB_SG_POS	M		9.2.2.20		–	

Condition	Explanation
SlotFormat	The IE shall be present if the <i>Secondary CCPCH Slot Format</i> IE is equal to any of the values from 8 to 17.

Range bound	Explanation
MaxFACHCount	Maximum number of FACHs mapped onto a Secondary CCPCH.
MaxIBSEG	Maximum number of segments for one Information Block.

9.2.2.38 Secondary CCPCH Slot Format

IE/Group Name	Presence	Range	IE Type and Reference	Semantics Description
Secondary CCPCH Slot Format			INTEGER(0..17,...)	See ref. [8].

9.2.2.38A Secondary CPICH Information

The *Secondary CPICH Information* IE provides the information on the Secondary CPICH when it can be used for channel estimation.

IE/Group Name	Presence	Range	IE Type and Reference	Semantics Description
DL Scrambling Code	M		9.2.2.11	
FDD DL Channelisation Code Number	M		9.2.2.14	

9.2.2.38B Secondary CPICH Information Change

The *Secondary CPICH Information Change* IE indicates modification of information of the Secondary CPICH for channel estimation.

IE/Group Name	Presence	Range	IE Type and Reference	Semantics Description
CHOICE <i>Secondary CPICH Information Change</i>	M			
> <i>New Secondary CPICH</i>				
>>Secondary CPICH Information	M		9.2.2.38A	
> <i>Secondary CPICH Shall Not Be Used</i>			NULL	

9.2.2.39 Slot Number (SN)

Void

9.2.2.39a Split Type

This parameter indicates if the "Hard" or "Logical" is used for the TFCI split mode.

IE/Group Name	Presence	Range	IE Type and Reference	Semantics Description
Split Type			ENUMERATED(Hard, Logical)	<p>"Hard" : meaning that TFCI (field 1) and TFCI (field 2) are each 5 bits long and each field is block coded separately.</p> <p>"Logical" : meaning that on the physical layer TFCI (field 1) and TFCI (field 2) are concatenated, field 1 taking the most significant bits and field 2 taking the least significant bits). The whole is then encoded with a single block code.</p>

9.2.2.39A SRB Delay

Indicates the number of frames after the PC Preamble period during which transmission of data on some RRC Signalling Bearers shall be prohibited by UE in accordance with ref. [16].

IE/Group Name	Presence	Range	IE Type and Reference	Semantics Description
SRB Delay			INTEGER(0..7,...)	In number of frames.

9.2.2.40 SSTD Cell Identity

VoidThe SSTD Cell Identity is a temporary ID for SSTD assigned to a cell.

IE/Group Name	Presence	Range	IE Type and Reference	Semantics Description
SSTD Cell Identity			ENUMERATED(a, b, c, d, e, f, g, h)	

9.2.2.40A SSdT Cell Identity for EDSCHPC

Void The SSdT Cell Identity for EDSCHPC is a temporary ID for enhanced DSCH power control assigned to a cell.

IE/Group Name	Presence	Range	IE Type and Reference	Semantics Description
SSdT Cell Identity for EDSCHPC			SSdT Cell Identity 9.2.2.40	

9.2.2.41 SSdT Cell Identity Length

Void The SSdT Cell Identity Length parameter shows the length of the SSdT Cell ID.

IE/Group Name	Presence	Range	IE Type and Reference	Semantics Description
SSdT Cell Identity Length			ENUMERATED ED(Short, Medium, Long)	

9.2.2.42 SSdT Indication

Void The SSdT Indication indicates whether SSdT is in use by the UE or not.

IE/Group Name	Presence	Range	IE Type and Reference	Semantics Description
SSdT Indication			ENUMERATED ED(SSdT Active in the UE, SSdT not Active in the UE)	

9.2.2.43 SSdT Support Indicator

The SSdT Support Indicator indicates whether a RL supports SSdT or not.

IE/Group Name	Presence	Range	IE Type and Reference	Semantics Description
SSdT Support Indicator			ENUMERATED ED(Not Used, SSdT Supported, SSdT not supported).	The SSdT Support Indicator IE shall never be set to "Not Used". If received it shall be rejected.

9.2.2.44 STTD Indicator

Indicates if STTD is active or not.

IE/Group Name	Presence	Range	IE Type and Reference	Semantics Description
STTD Indicator			ENUMERATED ED(active, inactive)	

9.3.3 PDU Definitions

```
-- *****
--
-- PDU definitions for RNSAP.
--
-- *****

RNSAP-PDU-Contents {
itu-t (0) identified-organization (4) etsi (0) mobileDomain (0)
umts-Access (20) modules (3) rnsap (1) version1 (1) rnsap-PDU-Contents (1) }

DEFINITIONS AUTOMATIC TAGS ::=

BEGIN

-- *****
--
-- IE parameter types from other modules.
--
-- *****

IMPORTS
    Active-Pattern-Sequence-Information,
    AllocationRetentionPriority,
    AllowedQueuingTime,
    Allowed-Rate-Information,
    AlphaValue,
    AntennaColocationIndicator,
    BLER,
    SCTD-Indicator,
    BindingID,
    C-ID,
    C-RNTI,
    CCTrCH-ID,
    CFN,
    ClosedLoopModel-SupportIndicator,
    ClosedLoopMode2-SupportIndicator,
    ClosedloopTimingadjustmentmode,
    CN-CS-DomainIdentifier,
    CN-PS-DomainIdentifier,
    CNDomainType,
    Cause,
    CellCapabilityContainer-FDD,
    CellCapabilityContainer-TDD,
    CellCapabilityContainer-TDD-LCR,
    CellParameterID,
    ChipOffset,
    CommonMeasurementAccuracy,
    CommonMeasurementType,
    CommonMeasurementValue,
    CommonMeasurementValueInformation,
    CommonTransportChannelResourcesInitialisationNotRequired,
    CongestionCause,
    CoverageIndicator,
    CriticalityDiagnostics,
    D-RNTI,
    D-RNTI-ReleaseIndication,
    DCH-FDD-Information,
    DCH-ID,
    DCH-InformationResponse,
    DCH-TDD-Information,
    DL-DPCH-SlotFormat,
    DL-TimeslotISCP,
    DL-Power,
    DL-PowerBalancing-Information,
    DL-PowerBalancing-ActivationIndicator,
    DL-PowerBalancing-UpdatedIndicator,
    DL-ReferencePowerInformation,
    DL-ScramblingCode,
    DL-Timeslot-Information,
    DL-TimeslotLCR-Information,
    DL-TimeSlot-ISCP-Info,
    DL-TimeSlot-ISCP-LCR-Information,
    DPC-Mode,
    DPC-Mode-Change-SupportIndicator,
    DPCH-ID,
```

DL-DPCH-TimingAdjustment,
 DRACControl,
 DRXCycleLengthCoefficient,
 DedicatedMeasurementType,
 DedicatedMeasurementValue,
 DedicatedMeasurementValueInformation,
 DelayedActivation,
 DelayedActivationUpdate,
 DiversityControlField,
 DiversityMode,
 DSCH-FDD-Information,
 DSCH-FDD-InformationResponse,
 DSCH-FlowControlInformation,
 DSCH-FlowControlItem,
 DSCH-TDD-Information,
 DSCH-ID,
 DSCH-RNTI,
 SchedulingPriorityIndicator,
 EnhancedDSCHPC,
 EnhancedDSCHPCCounter,
 EnhancedDSCHPCIndicator,
 EnhancedDSCHPCWnd,
 EnhancedDSCHPowerOffset,
 Enhanced-PrimaryCPICH-EcNo,
 FACH-FlowControlInformation,
 FDD-DCHs-to-Modify,
 FDD-DL-ChannelisationCodeNumber,
 FDD-DL-CodeInformation,
 FDD-S-CCPCH-Offset,
 FDD-TPC-DownlinkStepSize,
 FirstRLS-Indicator,
 FNRReportingIndicator,
 FrameHandlingPriority,
 FrameOffset,
 GA-AccessPointPosition,
 GA-Cell,
 GA-CellAdditionalShapes,
 HCS-Prio,
 HSDSCH-FDD-Information,
 HSDSCH-FDD-Information-Response,
 HSDSCH-FDD-Update-Information,
 HSDSCH-TDD-Update-Information,
 HSDSCH-Information-to-Modify,
 HSDSCH-Information-to-Modify-Unsynchronised,
 HSDSCH-MACdFlow-ID,
 HSDSCH-MACdFlows-Information,
 HSDSCH-MACdFlows-to-Delete,
 HSDSCH-RNTI,
 HSDSCH-TDD-Information,
 HSDSCH-TDD-Information-Response,
 HS-SICH-ID,
 IMSI,
 InformationExchangeID,
 InformationReportCharacteristics,
 InformationType,
 InnerLoopDLPCStatus,
 L3-Information,
 SplitType,
 LengthOfTFICI2,
 LimitedPowerIncrease,
 MaximumAllowedULTxPower,
 MaxNrDLPhysicalchannels,
 MaxNrDLPhysicalchannelsTS,
 MaxNrOfUL-DPCHs,
 MaxNrTimeslots,
 MaxNrULPhysicalchannels,
 MeasurementFilterCoefficient,
 MeasurementID,
 MidambleAllocationMode,
 MidambleShiftAndBurstType,
 MidambleShiftLCR,
 MinimumSpreadingFactor,
 MinUL-ChannelisationCodeLength,
 MultiplexingPosition,
 NeighbouringFDDCellMeasurementInformation,
 NeighbouringTDDCellMeasurementInformation,
 Neighbouring-GSM-CellInformation,
 Neighbouring-UMTS-CellInformation,

NeighbouringTDDCellMeasurementInformationLCR,
 NrOfDLchannelisationcodes,
 PagingCause,
 PagingRecordType,
 PartialReportingIndicator,
 PDSCHCodeMapping,
 PayloadCRC-PresenceIndicator,
 PCCPCH-Power,
 PC-Preamble,
 Permanent-NAS-UE-Identity,
 Phase-Reference-Update-Indicator,
 PowerAdjustmentType,
 PowerOffset,
 PrimaryCCPCH-RSCP,
 PrimaryCPICH-EcNo,
 PrimaryCPICH-Power,
 Primary-CPICH-Usage-For-Channel-Estimation,
 PrimaryScramblingCode,
 PropagationDelay,
 PunctureLimit,
 QE-Selector,
~~Qth-Parameter,~~
 RANAP-RelocationInformation,
 RB-Info,
 RL-ID,
 RL-Set-ID,
 RNC-ID,
 RepetitionLength,
 RepetitionPeriod,
 ReportCharacteristics,
 Received-total-wide-band-power,
 RequestedDataValue,
 RequestedDataValueInformation,
 RL-Specific-DCH-Info,
 RxTimingDeviationForTA,
~~S-FieldLength,~~
 S-RNTI,
 S-RNTI-Group,
 SCH-TimeSlot,
 SAI,
 SFN,
 Secondary-CCPCH-Info,
 Secondary-CCPCH-Info-TDD,
 Secondary-CPICH-Information-Change,
 Secondary-LCR-CCPCH-Info-TDD,
 SNA-Information,
 SpecialBurstScheduling,
~~SSDT-CellID,~~
~~SSDT-CellID-Length,~~
~~SSDT-Indication,~~
 SSDT-SupportIndicator,
 STTD-Indicator,
 STTD-SupportIndicator,
 AdjustmentPeriod,
 ScaledAdjustmentRatio,
 MaxAdjustmentStep,
 SecondaryCCPCH-SlotFormat,
 SRB-Delay,
 Support-8PSK,
 SyncCase,
 SynchronisationConfiguration,
 TDD-ChannelisationCode,
 TDD-DCHs-to-Modify,
 TDD-DL-Code-Information,
 TDD-DPCHOffset,
 TDD-PhysicalChannelOffset,
 TDD-TPC-DownlinkStepSize,
 TDD-ChannelisationCodeLCR,
 TDD-DL-Code-LCR-Information,
 TDD-UL-Code-Information,
 TDD-UL-Code-LCR-Information,
 TFCI-Coding,
 TFCI-PC-SupportIndicator,
 TFCI-Presence,
 TFCI-SignallingMode,
 TimeSlot,
 TimeSlotLCR,
 TimingAdvanceApplied,

TnlQos,
 ToAWE,
 ToAWS,
 TrafficClass,
 TransmitDiversityIndicator,
 TransportBearerID,
 TransportBearerRequestIndicator,
 TFCS,
 Transmission-Gap-Pattern-Sequence-Information,
 TransportFormatManagement,
 TransportFormatSet,
 TransportLayerAddress,
 TrCH-SrcStatisticsDescr,
 TSTD-Indicator,
 TSTD-Support-Indicator,
 UARFCN,
 UC-ID,
 UE-Support-Of-Dedicated-Pilots-For-Channel-Estimation,
 UE-Support-Of-Dedicated-Pilots-For-Channel-Estimation-Of-HS-DSCH,
 UL-DPCCH-SlotFormat,
 UL-SIR,
 UL-FP-Mode,
 UL-PhysCH-SF-Variation,
 UL-ScramblingCode,
 UL-Timeslot-Information,
 UL-TimeslotLCR-Information,
 UL-TimeSlot-ISCP-Info,
 UL-TimeSlot-ISCP-LCR-Info,
 URA-ID,
 URA-Information,
 USCH-ID,
 USCH-Information,
 UL-Synchronisation-Parameters-LCR,
 TDD-DL-DPCH-TimeSlotFormat-LCR,
 TDD-UL-DPCH-TimeSlotFormat-LCR,
 MACHs-ResetIndicator,
 UL-TimingAdvanceCtrl-LCR,
 TDD-TPC-UplinkStepSize-LCR,
 PrimaryCCPCH-RSCP-Delta

FROM RNSAP-IES

PrivateIE-Container{},
 ProtocolExtensionContainer{},
 ProtocolIE-ContainerList{},
 ProtocolIE-ContainerPair{},
 ProtocolIE-ContainerPairList{},
 ProtocolIE-Container{},
 ProtocolIE-Single-Container{},
 RNSAP-PRIVATE-IES,
 RNSAP-PROTOCOL-EXTENSION,
 RNSAP-PROTOCOL-IES,
 RNSAP-PROTOCOL-IES-PAIR

FROM RNSAP-Containers

maxNoOfDSCHs,
 maxNoOfUSCHs,
 maxNrOfCCTrCHs,
 maxNrOfDCHs,
 maxNrOfTS,
 maxNrOfDPCHs,
 maxNrOfRLs,
 maxNrOfRLSets,
 maxNrOfRLSets-1,
 maxNrOfRLs-1,
 maxNrOfRLs-2,
 maxNrOfULTs,
 maxNrOfDLTs,
 maxResetContext,
 maxResetContextGroup,
 maxNoOfDSCHsLCR,
 maxNoOfUSCHsLCR,
 maxNrOfCCTrCHsLCR,
 maxNrOfTsLCR,
 maxNrOfDLTsLCR,
 maxNrOfULTsLCR,
 maxNrOfDPCHsLCR,
 maxNrOfLCRTDDNeighboursPerRNC,
 maxNrOfMeasNCell,

maxNrOfMACdFlows,
maxNrOfHSSICs,

id-Active-Pattern-Sequence-Information,
id-AdjustmentRatio,
id-AllowedQueuingTime,
id-AntennaColocationIndicator,
id-BindingID,
id-C-ID,
id-C-RNTI,
id-CFN,
id-CFNReportingIndicator,
id-CN-CS-DomainIdentifier,
id-CN-PS-DomainIdentifier,
id-Cause,
id-CauseLevel-RL-AdditionFailureFDD,
id-CauseLevel-RL-AdditionFailureTDD,
id-CauseLevel-RL-ReconfFailure,
id-CauseLevel-RL-SetupFailureFDD,
id-CauseLevel-RL-SetupFailureTDD,
id-CCTrCH-InformationItem-RL-FailureInd,
id-CCTrCH-InformationItem-RL-RestoreInd,
id-CellCapabilityContainer-FDD,
id-CellCapabilityContainer-TDD,
id-CellCapabilityContainer-TDD-LCR,
id-ClosedLoopModel-SupportIndicator,
id-ClosedLoopMode2-SupportIndicator,
id-CNOriginatedPage-PagingRqst,
id-CommonMeasurementAccuracy,
id-CommonMeasurementObjectType-CM-Rprt,
id-CommonMeasurementObjectType-CM-Rqst,
id-CommonMeasurementObjectType-CM-Rsp,
id-CommonMeasurementType,
id-CommonTransportChannelResourcesInitialisationNotRequired,
id-CongestionCause,
id-CoverageIndicator,
id-CriticalityDiagnostics,
id-D-RNTI,
id-D-RNTI-ReleaseIndication,
id-DCHs-to-Add-FDD,
id-DCHs-to-Add-TDD,
id-DCH-DeleteList-RL-ReconfPrepFDD,
id-DCH-DeleteList-RL-ReconfPrepTDD,
id-DCH-DeleteList-RL-ReconfRqstFDD,
id-DCH-DeleteList-RL-ReconfRqstTDD,
id-DCH-FDD-Information,
id-DCH-TDD-Information,
id-FDD-DCHs-to-Modify,
id-TDD-DCHs-to-Modify,
id-DCH-InformationResponse,
id-DCH-Rate-InformationItem-RL-CongestInd,
id-DL-CCTrCH-InformationAddItem-RL-ReconfPrepTDD,
id-DL-CCTrCH-InformationDeleteItem-RL-ReconfPrepTDD,
id-DL-CCTrCH-InformationModifyItem-RL-ReconfPrepTDD,
id-DL-CCTrCH-InformationListIE-RL-ReconfReadyTDD,
id-DL-CCTrCH-InformationModifyItem-RL-ReconfRqstTDD,
id-DL-CCTrCH-InformationDeleteItem-RL-ReconfRqstTDD,
id-DL-CCTrCH-InformationItem-RL-SetupRqstTDD,
id-DL-CCTrCH-InformationListIE-PhyChReconfRqstTDD,
id-DL-CCTrCH-InformationListIE-RL-AdditionRspTDD,
id-DL-CCTrCH-InformationListIE-RL-SetupRspTDD,
id-DL-CCTrCH-InformationAddList-RL-ReconfPrepTDD,
id-DL-CCTrCH-InformationDeleteList-RL-ReconfPrepTDD,
id-DL-CCTrCH-InformationModifyList-RL-ReconfPrepTDD,
id-DL-CCTrCH-InformationDeleteList-RL-ReconfRqstTDD,
id-DL-CCTrCH-InformationModifyList-RL-ReconfRqstTDD,
id-DL-CCTrCH-InformationListIE-RL-SetupRqstTDD,
id-FDD-DL-CodeInformation,
id-DL-DPCH-Information-RL-ReconfPrepFDD,
id-DL-DPCH-Information-RL-SetupRqstFDD,
id-DL-DPCH-Information-RL-ReconfRqstFDD,
id-DL-DPCH-InformationItem-PhyChReconfRqstTDD,
id-DL-DPCH-InformationItem-RL-AdditionRspTDD,
id-DL-DPCH-InformationItem-RL-SetupRspTDD,
id-DL-DPCH-InformationAddListIE-RL-ReconfReadyTDD,
id-DL-DPCH-InformationDeleteListIE-RL-ReconfReadyTDD,
id-DL-DPCH-InformationModifyListIE-RL-ReconfReadyTDD,
id-DL-DPCH-TimingAdjustment,

id-DL-Physical-Channel-Information-RL-SetupRqstTDD,
id-DL-PowerBalancing-Information,
id-DL-PowerBalancing-ActivationIndicator,
id-DL-PowerBalancing-UpdatedIndicator,
id-DL-ReferencePowerInformation,
id-DLReferencePower,
id-DLReferencePowerList-DL-PC-Rqst,
id-DL-ReferencePowerInformation-DL-PC-Rqst,
id-DRXCycleLengthCoefficient,
id-DedicatedMeasurementObjectType-DM-Fail,
id-DedicatedMeasurementObjectType-DM-Fail-Ind,
id-DedicatedMeasurementObjectType-DM-Rprt,
id-DedicatedMeasurementObjectType-DM-Rqst,
id-DedicatedMeasurementObjectType-DM-Rsp,
id-DedicatedMeasurementType,
id-DelayedActivation,
id-DelayedActivationList-RL-ActivationCmdFDD,
id-DelayedActivationList-RL-ActivationCmdTDD,
id-DelayedActivationInformation-RL-ActivationCmdFDD,
id-DelayedActivationInformation-RL-ActivationCmdTDD,
id-DPC-Mode,
id-DPC-Mode-Change-SupportIndicator,
id-DSCHs-to-Add-FDD,
id-DSCHs-to-Add-TDD,
id-DSCH-DeleteList-RL-ReconfPrepTDD,
id-DSCH-Delete-RL-ReconfPrepFDD,
id-DSCH-FDD-Information,
id-DSCH-InformationListIE-RL-AdditionRspTDD,
id-DSCH-InformationListIEs-RL-SetupRspTDD,
id-DSCH-TDD-Information,
id-DSCH-FDD-InformationResponse,
id-DSCH-ModifyList-RL-ReconfPrepTDD,
id-DSCH-Modify-RL-ReconfPrepFDD,
id-DSCH-RNTI,
id-DSCHsToBeAddedOrModified-FDD,
id-DSCHToBeAddedOrModifiedList-RL-ReconfReadyTDD,
id-EnhancedDSCHPC,
id-EnhancedDSCHPCIndicator,
id-Enhanced-PrimaryCPICH-ECNo,
id-FACH-InfoForUESelectedS-CCPCH-CTCH-ResourceRspFDD,
id-FACH-InfoForUESelectedS-CCPCH-CTCH-ResourceRspTDD,
id-GA-Cell,
id-GA-CellAdditionalShapes,
id-HCS-Prio,
id-HSDSCH-FDD-Information,
id-HSDSCH-FDD-Information-Response,
id-HSDSCH-FDD-Update-Information,
id-HSDSCH-TDD-Update-Information,
id-HSDSCH-Information-to-Modify,
id-HSDSCH-Information-to-Modify-Unsynchronised,
id-HSDSCH-MACdFlows-to-Add,
id-HSDSCH-MACdFlows-to-Delete,
id-HSDSCHMacdFlowSpecificInformationList-RL-PreemptRequiredInd,
id-HSDSCHMacdFlowSpecificInformationItem-RL-PreemptRequiredInd,
id-HSDSCH-RNTI,
id-HSDSCH-TDD-Information,
id-HSDSCH-TDD-Information-Response,
id-HSPDSCH-RL-ID,
id-HSPDSCH-Timeslot-InformationList-PhyChReconfRqstTDD,
id-HSPDSCH-Timeslot-InformationListLCR-PhyChReconfRqstTDD,
id-HSSICH-Info-DM-Rprt,
id-HSSICH-Info-DM-Rqst,
id-HSSICH-Info-DM,
id-IMSI,
id-InformationExchangeID,
id-InformationExchangeObjectType-InfEx-Rprt,
id-InformationExchangeObjectType-InfEx-Rqst,
id-InformationExchangeObjectType-InfEx-Rsp,
id-InformationReportCharacteristics,
id-InformationType,
id-InnerLoopDLPCStatus,
id-SplitType,
id-LengthOfTFCI2,
id-L3-Information,
id-AdjustmentPeriod,
id-MaxAdjustmentStep,
id-MeasurementFilterCoefficient,
id-MeasurementID,

id-Multiple-RL-InformationResponse-RL-ReconfReadyTDD,
id-PagingArea-PagingRqst,
id-PartialReportingIndicator,
id-PDSCH-RL-ID,
id-Permanent-NAS-UE-Identity,
id-Phase-Reference-Update-Indicator,
id-FACH-FlowControlInformation,
id-PowerAdjustmentType,
id-PrimCCPCH-RSCP-DL-PC-RqstTDD,
id-Primary-CPICH-Usage-For-Channel-Estimation,
id-PropagationDelay,
id-Qth-Parameter,
id-RANAP-RelocationInformation,
id-ResetIndicator,
id-RL-Information-PhyChReconfRqstFDD,
id-RL-Information-PhyChReconfRqstTDD,
id-RL-Information-RL-AdditionRqstFDD,
id-RL-Information-RL-AdditionRqstTDD,
id-RL-Information-RL-DeletionRqst,
id-RL-Information-RL-FailureInd,
id-RL-Information-RL-ReconfPrepFDD,
id-RL-Information-RL-ReconfPrepTDD,
id-RL-Information-RL-RestoreInd,
id-RL-Information-RL-SetupRqstFDD,
id-RL-Information-RL-SetupRqstTDD,
id-RL-InformationItem-RL-CongestInd,
id-RL-InformationItem-DM-Rprt,
id-RL-InformationItem-DM-Rqst,
id-RL-InformationItem-DM-Rsp,
id-RL-InformationItem-RL-PreemptRequiredInd,
id-RL-InformationItem-RL-SetupRqstFDD,
id-RL-InformationList-RL-CongestInd,
id-RL-InformationList-RL-AdditionRqstFDD,
id-RL-InformationList-RL-DeletionRqst,
id-RL-InformationList-RL-PreemptRequiredInd,
id-RL-InformationList-RL-ReconfPrepFDD,
id-RL-InformationResponse-RL-AdditionRspTDD,
id-RL-InformationResponse-RL-ReconfReadyTDD,
id-RL-InformationResponse-RL-ReconfRspTDD,
id-RL-InformationResponse-RL-SetupRspTDD,
id-RL-InformationResponseItem-RL-AdditionRspFDD,
id-RL-InformationResponseItem-RL-ReconfReadyFDD,
id-RL-InformationResponseItem-RL-ReconfRspFDD,
id-RL-InformationResponseItem-RL-SetupRspFDD,
id-RL-InformationResponseList-RL-AdditionRspFDD,
id-RL-InformationResponseList-RL-ReconfReadyFDD,
id-RL-InformationResponseList-RL-ReconfRspFDD,
id-RL-InformationResponseList-RL-SetupRspFDD,
id-RL-ParameterUpdateIndicationFDD-RL-Information-Item,
id-RL-ParameterUpdateIndicationFDD-RL-InformationList,
id-RL-ReconfigurationFailure-RL-ReconfFail,
id-RL-ReconfigurationRequestFDD-RL-InformationList,
id-RL-ReconfigurationRequestFDD-RL-Information-IEs,
id-RL-ReconfigurationRequestTDD-RL-Information,
id-RL-ReconfigurationResponseTDD-RL-Information,
id-RL-Specific-DCH-Info,
id-RL-Set-InformationItem-DM-Rprt,
id-RL-Set-InformationItem-DM-Rqst,
id-RL-Set-InformationItem-DM-Rsp,
id-RL-Set-Information-RL-FailureInd,
id-RL-Set-Information-RL-RestoreInd,
id-RL-Set-Successful-InformationItem-DM-Fail,
id-RL-Set-Unsuccessful-InformationItem-DM-Fail,
id-RL-Set-Unsuccessful-InformationItem-DM-Fail-Ind,
id-RL-Successful-InformationItem-DM-Fail,
id-RL-Unsuccessful-InformationItem-DM-Fail,
id-RL-Unsuccessful-InformationItem-DM-Fail-Ind,
id-ReportCharacteristics,
id-Reporting-Object-RL-FailureInd,
id-Reporting-Object-RL-RestoreInd,
id-RNC-ID,
id-RxTimingDeviationForTA,
id-S-RNTI,
id-SAI,
id-Secondary-CPICH-Information-Change,
id-SFN,
id-SFNReportingIndicator,
id-SNA-Information,

id-SRNC-ID,
id-SSDT-CellIDforEDSCHPC,
id-STTD-SupportIndicator,
id-SuccessfulRL-InformationResponse-RL-AdditionFailureFDD,
id-SuccessfulRL-InformationResponse-RL-SetupFailureFDD,
id-TDD-maxNrDLPhysicalchannels,
id-TDD-Support-8PSK,
id-TFCI-PC-SupportIndicator,
id-timeSlot-ISCP,
id-TimeSlot-RL-SetupRspTDD,
id-TnlQos,
id-TransportBearerID,
id-TransportBearerRequestIndicator,
id-TransportLayerAddress,
id-UC-ID,
id-ContextInfoItem-Reset,
id-ContextGroupInfoItem-Reset,
id-Transmission-Gap-Pattern-Sequence-Information,
id-UE-Support-Of-Dedicated-Pilots-For-Channel-Estimation,
id-UE-Support-Of-Dedicated-Pilots-For-Channel-Estimation-Of-HS-DSCH,
id-UL-CCTrCH-AddInformation-RL-ReconfPrepTDD,
id-UL-CCTrCH-DeleteInformation-RL-ReconfPrepTDD,
id-UL-CCTrCH-ModifyInformation-RL-ReconfPrepTDD,
id-UL-CCTrCH-InformationDeleteItem-RL-ReconfRqstTDD,
id-UL-CCTrCH-InformationModifyItem-RL-ReconfRqstTDD,
id-UL-CCTrCH-InformationAddList-RL-ReconfPrepTDD,
id-UL-CCTrCH-InformationDeleteList-RL-ReconfPrepTDD,
id-UL-CCTrCH-InformationModifyList-RL-ReconfPrepTDD,
id-UL-CCTrCH-InformationDeleteList-RL-ReconfRqstTDD,
id-UL-CCTrCH-InformationModifyList-RL-ReconfRqstTDD,
id-UL-CCTrCH-InformationItem-RL-SetupRqstTDD,
id-UL-CCTrCH-InformationList-RL-SetupRqstTDD,
id-UL-CCTrCH-InformationListIE-PhyChReconfRqstTDD,
id-UL-CCTrCH-InformationListIE-RL-AdditionRspTDD,
id-UL-CCTrCH-InformationListIE-RL-ReconfReadyTDD,
id-UL-CCTrCH-InformationListIE-RL-SetupRspTDD,
id-UL-DPCH-Information-RL-ReconfPrepFDD,
id-UL-DPCH-Information-RL-ReconfRqstFDD,
id-UL-DPCH-Information-RL-SetupRqstFDD,
id-UL-DPCH-InformationItem-PhyChReconfRqstTDD,
id-UL-DPCH-InformationItem-RL-AdditionRspTDD,
id-UL-DPCH-InformationItem-RL-SetupRspTDD,
id-UL-DPCH-InformationAddListIE-RL-ReconfReadyTDD,
id-UL-DPCH-InformationDeleteListIE-RL-ReconfReadyTDD,
id-UL-DPCH-InformationModifyListIE-RL-ReconfReadyTDD,
id-UL-Physical-Channel-Information-RL-SetupRqstTDD,
id-UL-SIRTtarget,
id-URA-Information,
id-UnsuccessfulRL-InformationResponse-RL-AdditionFailureFDD,
id-UnsuccessfulRL-InformationResponse-RL-AdditionFailureTDD,
id-UnsuccessfulRL-InformationResponse-RL-SetupFailureFDD,
id-UnsuccessfulRL-InformationResponse-RL-SetupFailureTDD,
id-USCHs-to-Add,
id-USCH-DeleteList-RL-ReconfPrepTDD,
id-USCH-InformationListIE-RL-AdditionRspTDD,
id-USCH-InformationListIEs-RL-SetupRspTDD,
id-USCH-Information,
id-USCH-ModifyList-RL-ReconfPrepTDD,
id-USCHToBeAddedOrModifiedList-RL-ReconfReadyTDD,
id-DL-Timeslot-ISCP-LCR-Information-RL-SetupRqstTDD,
id-RL-LCR-InformationResponse-RL-SetupRspTDD,
id-UL-CCTrCH-LCR-InformationListIE-RL-SetupRspTDD,
id-UL-DPCH-LCR-InformationItem-RL-SetupRspTDD,
id-DL-CCTrCH-LCR-InformationListIE-RL-SetupRspTDD,
id-DL-DPCH-LCR-InformationItem-RL-SetupRspTDD,
id-DSCH-LCR-InformationListIEs-RL-SetupRspTDD,
id-USCH-LCR-InformationListIEs-RL-SetupRspTDD,
id-DL-Timeslot-ISCP-LCR-Information-RL-AdditionRqstTDD,
id-RL-LCR-InformationResponse-RL-AdditionRspTDD,
id-UL-CCTrCH-LCR-InformationListIE-RL-AdditionRspTDD,
id-UL-DPCH-LCR-InformationItem-RL-AdditionRspTDD,
id-DL-CCTrCH-LCR-InformationListIE-RL-AdditionRspTDD,
id-DL-DPCH-LCR-InformationItem-RL-AdditionRspTDD,
id-DSCH-LCR-InformationListIEs-RL-AdditionRspTDD,
id-USCH-LCR-InformationListIEs-RL-AdditionRspTDD,
id-UL-DPCH-LCR-InformationAddListIE-RL-ReconfReadyTDD,
id-UL-Timeslot-LCR-InformationModifyList-RL-ReconfReadyTDD,
id-DL-DPCH-LCR-InformationAddListIE-RL-ReconfReadyTDD,

```

id-DL-Timeslot-LCR-InformationModifyList-RL-ReconfReadyTDD,
id-UL-Timeslot-LCR-InformationList-PhyChReconfRqstTDD,
id-DL-Timeslot-LCR-InformationList-PhyChReconfRqstTDD,
id-timeSlot-ISCP-LCR-List-DL-PC-Rqst-TDD,
id-TSTD-Support-Indicator-RL-SetupRqstTDD,
id-PrimaryCCPCH-RSCP-RL-ReconfPrepTDD,
id-DL-TimeSlot-ISCP-Info-RL-ReconfPrepTDD,
id-DL-Timeslot-ISCP-LCR-Information-RL-ReconfPrepTDD,
id-neighbouringTDDCellMeasurementInformationLCR,
id-UL-SIR-Target-CCTrCH-InformationItem-RL-SetupRspTDD,
id-UL-SIR-Target-CCTrCH-LCR-InformationItem-RL-SetupRspTDD,
id-TrafficClass,
id-UL-Synchronisation-Parameters-LCR,
id-TDD-DL-DPCH-TimeSlotFormatModifyItem-LCR-RL-ReconfReadyTDD,
id-TDD-UL-DPCH-TimeSlotFormatModifyItem-LCR-RL-ReconfReadyTDD,
id-MACHs-ResetIndicator,
id-UL-TimingAdvanceCtrl-LCR,
id-CCTrCH-Maximum-DL-Power-RL-SetupRspTDD,
id-CCTrCH-Minimum-DL-Power-RL-SetupRspTDD,
id-CCTrCH-Maximum-DL-Power-RL-AdditionRspTDD,
id-CCTrCH-Minimum-DL-Power-RL-AdditionRspTDD,
id-CCTrCH-Maximum-DL-Power-RL-ReconfReadyTDD,
id-CCTrCH-Minimum-DL-Power-RL-ReconfReadyTDD,
id-Maximum-DL-Power-TimeslotLCR-InformationModifyItem-RL-ReconfReadyTDD,
id-Minimum-DL-Power-TimeslotLCR-InformationModifyItem-RL-ReconfReadyTDD,
id-DL-CCTrCH-InformationList-RL-ReconfRspTDD,
id-DL-DPCH-InformationModifyItem-LCR-RL-ReconfRspTDD,
id-TDD-TPC-UplinkStepSize-LCR-RL-SetupRqstTDD,
id-UL-CCTrCH-InformationList-RL-AdditionRqstTDD,
id-UL-CCTrCH-InformationItem-RL-AdditionRqstTDD,
id-DL-CCTrCH-InformationList-RL-AdditionRqstTDD,
id-DL-CCTrCH-InformationItem-RL-AdditionRqstTDD,
id-TDD-TPC-UplinkStepSize-InformationAdd-LCR-RL-ReconfPrepTDD,
id-TDD-TPC-UplinkStepSize-InformationModify-LCR-RL-ReconfPrepTDD,
id-TDD-TPC-DownlinkStepSize-InformationAdd-RL-ReconfPrepTDD,
id-TDD-TPC-DownlinkStepSize-InformationModify-RL-ReconfPrepTDD,
id-PrimaryCCPCH-RSCP-Delta

```

FROM RNSAP-Constants;

```

-- *****
--
-- RADIO LINK SETUP REQUEST FDD
--
-- *****

```

```

RadioLinkSetupRequestFDD ::= SEQUENCE {
    protocolIEs          ProtocolIE-Container      {{RadioLinkSetupRequestFDD-IEs}},
    protocolExtensions   ProtocolExtensionContainer {{RadioLinkSetupRequestFDD-Extensions}}
OPTIONAL,
    ...
}

```

```

RadioLinkSetupRequestFDD-IEs RNSAP-PROTOCOL-IES ::= {
    { ID id-SRNC-ID          CRITICALITY reject  TYPE RNC-ID          PRESENCE
mandatory } |
    { ID id-S-RNTI          CRITICALITY reject  TYPE S-RNTI          PRESENCE
mandatory } |
    { ID id-D-RNTI          CRITICALITY reject  TYPE D-RNTI          PRESENCE
optional } |
    { ID id-AllowedQueuingTime CRITICALITY reject  TYPE AllowedQueuingTime PRESENCE
optional } |
    { ID id-UL-DPCH-Information-RL-SetupRqstFDD CRITICALITY reject  TYPE UL-DPCH-Information-RL-
SetupRqstFDD PRESENCE mandatory } |
    { ID id-DL-DPCH-Information-RL-SetupRqstFDD CRITICALITY reject  TYPE DL-DPCH-Information-RL-
SetupRqstFDD PRESENCE mandatory } |
    { ID id-DCH-FDD-Information CRITICALITY reject  TYPE DCH-FDD-Information PRESENCE
mandatory } |
    { ID id-DSCH-FDD-Information CRITICALITY reject  TYPE DSCH-FDD-Information PRESENCE
optional } |
    { ID id-RL-Information-RL-SetupRqstFDD CRITICALITY notify  TYPE RL-InformationList-RL-
SetupRqstFDD PRESENCE mandatory } |
    { ID id-Transmission-Gap-Pattern-Sequence-Information CRITICALITY reject  TYPE
Transmission-Gap-Pattern-Sequence-Information PRESENCE optional } |
    { ID id-Active-Pattern-Sequence-Information CRITICALITY reject  TYPE Active-Pattern-Sequence-
Information PRESENCE optional },
    ...
}

```

```

UL-DPCH-Information-RL-SetupRqstFDD ::= SEQUENCE {
    ul-ScramblingCode          UL-ScramblingCode,
    minUL-ChannelisationCodeLength      MinUL-ChannelisationCodeLength,
    maxNrOfUL-DPCHs            MaxNrOfUL-DPCHs          OPTIONAL
    -- This IE shall be present if minUL-ChannelisationCodeLength equals to 4 -- ,
    ul-PunctureLimit          PunctureLimit,
    ul-TFCS                   TFCS,
    ul-DPCCH-SlotFormat       UL-DPCCH-SlotFormat,
    ul-SIRTarget              UL-SIR          OPTIONAL,
    diversityMode              DiversityMode,
    not-Used-sSDT-CellIdLength      NULLsSDT-CellID-Length      OPTIONAL,
    not-Used-s-FieldLength        NULLs-FieldLength          OPTIONAL,
    iE-Extensions             ProtocolExtensionContainer { {UL-DPCH-Information-RL-
SetupRqstFDD-ExtIEs} } OPTIONAL,
    ...
}

UL-DPCH-Information-RL-SetupRqstFDD-ExtIEs RNSAP-PROTOCOL-EXTENSION ::= {
    { ID id-DPC-Mode          CRITICALITY reject      EXTENSION DPC-Mode  PRESENCE optional
},
    ...
}

DL-DPCH-Information-RL-SetupRqstFDD ::= SEQUENCE {
    tFCS                      TFCS,
    dl-DPCH-SlotFormat        DL-DPCH-SlotFormat,
    nrOfDLchannelisationcodes  NrOfDLchannelisationcodes,
    tFCI-SignallingMode       TFCI-SignallingMode,
    tFCI-Presence              TFCI-Presence          OPTIONAL
    -- This IE shall be present if DL DPCH Slot Format IE is equal to any of the values from 12 to
16 --,
    multiplexingPosition       MultiplexingPosition,
    powerOffsetInformation     PowerOffsetInformation-RL-SetupRqstFDD,
    fdd-dl-TPC-DownlinkStepSize  FDD-TPC-DownlinkStepSize,
    limitedPowerIncrease        LimitedPowerIncrease,
    innerLoopDLPCStatus        InnerLoopDLPCStatus,
    iE-Extensions             ProtocolExtensionContainer { {DL-DPCH-Information-RL-
SetupRqstFDD-ExtIEs} } OPTIONAL,
    ...
}

DL-DPCH-Information-RL-SetupRqstFDD-ExtIEs RNSAP-PROTOCOL-EXTENSION ::= {
    { ID id-SplitType          CRITICALITY reject      EXTENSION SplitType  PRESENCE optional }|
    { ID id-LengthOfTFCI2      CRITICALITY reject      EXTENSION LengthOfTFCI2  PRESENCE optional },
    ...
}

PowerOffsetInformation-RL-SetupRqstFDD ::= SEQUENCE {
    po1-ForTFCI-Bits          PowerOffset,
    po2-ForTPC-Bits           PowerOffset,
    po3-ForPilotBits          PowerOffset,
    iE-Extensions             ProtocolExtensionContainer { { PowerOffsetInformation-RL-
SetupRqstFDD-ExtIEs} } OPTIONAL,
    ...
}

PowerOffsetInformation-RL-SetupRqstFDD-ExtIEs RNSAP-PROTOCOL-EXTENSION ::= {
    ...
}

RL-InformationList-RL-SetupRqstFDD ::= SEQUENCE (SIZE (1..maxNrOfRLs)) OF ProtocolIE-
Single-Container { {RL-InformationItemIEs-RL-SetupRqstFDD} }

RL-InformationItemIEs-RL-SetupRqstFDD RNSAP-PROTOCOL-IES ::= {
    { ID id-RL-InformationItem-RL-SetupRqstFDD CRITICALITY notify TYPE RL-InformationItem-RL-
SetupRqstFDD PRESENCE mandatory }
}

RL-InformationItem-RL-SetupRqstFDD ::= SEQUENCE {
    rL-ID                     RL-ID,
    c-ID                       C-ID,
    firstRLS-indicator         FirstRLS-Indicator,
    frameOffset                FrameOffset,
    chipOffset                 ChipOffset,
    propagationDelay           PropagationDelay          OPTIONAL,
    diversityControlField       DiversityControlField     OPTIONAL
}

```



```

-- This IE shall be present if the RL is not the first one in the RL-InformationList-RL-
SetupRqstFDD --,
dl-InitialTX-Power          DL-Power          OPTIONAL,
primaryCPICH-EcNo          PrimaryCPICH-EcNo  OPTIONAL,
hot-Used-sSDT-CellID      NULLSSDT-CellID  OPTIONAL,
transmitDiversityIndicator TransmitDiversityIndicator  OPTIONAL,
-- This IE shall be present unless Diversity Mode IE in UL DPCH Information group is "none"
iE-Extensions              ProtocolExtensionContainer { {RL-InformationItem-RL-
SetupRqstFDD-ExtIEs} } OPTIONAL,
...
}

```

```

RL-InformationItem-RL-SetupRqstFDD-ExtIEs RNSAP-PROTOCOL-EXTENSION ::= {

  { ID id-SSDT-CellIDforEDSCHPC CRITICALITY ignore EXTENSION SSdT-CellID PRESENCE
  conditional }|
  This IE shall be present if Enhanced DSCH PC IE is present in the DSCH Information IE.
  { ID id-Enhanced-PrimaryCPICH-EcNo CRITICALITY ignore EXTENSION Enhanced-
  PrimaryCPICH-EcNo PRESENCE optional }|
  { ID id-RL-Specific-DCH-Info CRITICALITY ignore EXTENSION RL-Specific-DCH-Info
  PRESENCE optional }|
  { ID id-DelayedActivation CRITICALITY reject EXTENSION DelayedActivation PRESENCE optional }+,
  { ID id-Qth-Parameter CRITICALITY ignore EXTENSION Qth-Parameter PRESENCE optional
  },
  ...
}


```

```

RadioLinkSetupRequestFDD-Extensions RNSAP-PROTOCOL-EXTENSION ::= {
  { ID id-Permanent-NAS-UE-Identity CRITICALITY ignore EXTENSION Permanent-
  NAS-UE-Identity PRESENCE optional }|
  { ID id-DL-PowerBalancing-Information CRITICALITY ignore EXTENSION DL-
  PowerBalancing-Information PRESENCE optional }|
  { ID id-HSDSCH-FDD-Information CRITICALITY reject EXTENSION HSDSCH-
  FDD-Information PRESENCE optional }|
  { ID id-HSPDSCH-RL-ID CRITICALITY reject EXTENSION RL-ID
  PRESENCE conditional }|
  -- This IE shall be present if HS-DSCH Information IE is present.
  { ID id-UE-Support-Of-Dedicated-Pilots-For-Channel-Estimation CRITICALITY ignore
  EXTENSION UE-Support-Of-Dedicated-Pilots-For-Channel-Estimation PRESENCE optional }|
  { ID id-UE-Support-Of-Dedicated-Pilots-For-Channel-Estimation-Of-HS-DSCH CRITICALITY
  ignore EXTENSION UE-Support-Of-Dedicated-Pilots-For-Channel-Estimation-Of-HS-DSCH
  PRESENCE optional },
  ...
}

```

```

-- *****
--
-- RADIO LINK SETUP REQUEST TDD
--
-- *****

```

Partially omitted

```

-- *****
--
-- RADIO LINK ADDITION REQUEST FDD
--
-- *****

```

```

RadioLinkAdditionRequestFDD ::= SEQUENCE {
  protocolIEs          ProtocolIE-Container    {{RadioLinkAdditionRequestFDD-IEs}},
  protocolExtensions  ProtocolExtensionContainer {{RadioLinkAdditionRequestFDD-
  Extensions}}
  OPTIONAL,
  ...
}

```

```

RadioLinkAdditionRequestFDD-IEs RNSAP-PROTOCOL-IES ::= {
  { ID id-UL-SIRTarget CRITICALITY reject TYPE UL-SIR PRESENCE
  mandatory }|
  { ID id-RL-InformationList-RL-AdditionRqstFDD CRITICALITY notify TYPE RL-InformationList-RL-
  AdditionRqstFDD PRESENCE mandatory }|
  { ID id-Active-Pattern-Sequence-Information CRITICALITY reject TYPE Active-Pattern-Sequence-
  Information PRESENCE optional },
  ...
}

```

```

RL-InformationList-RL-AdditionRqstFDD ::= SEQUENCE (SIZE (1..maxNrOfRLs-1)) OF ProtocolIE-
Single-Container { {RL-Information-RL-AdditionRqstFDD-IEs} }

```

```

RL-Information-RL-AdditionRqstFDD-IEs RNSAP-PROTOCOL-IES ::= {
  { ID id-RL-Information-RL-AdditionRqstFDD CRITICALITY notify TYPE RL-Information-RL-
AdditionRqstFDD PRESENCE mandatory }
}

RL-Information-RL-AdditionRqstFDD ::= SEQUENCE {
  rL-ID RL-ID,
  c-ID C-ID,
  frameOffset FrameOffset,
  chipOffset ChipOffset,
  diversityControlField DiversityControlField,
  primaryCPICH-EcNo PrimaryCPICH-EcNo OPTIONAL,
  not-Used-sSDT-CellID -----NULLsSDT-CellID OPTIONAL,
  transmitDiversityIndicator TransmitDiversityIndicator OPTIONAL,
  iE-Extensions ProtocolExtensionContainer { {RL-Information-RL-AdditionRqstFDD-
ExtIEs} } OPTIONAL,
  ...
}

RL-Information-RL-AdditionRqstFDD-ExtIEs RNSAP-PROTOCOL-EXTENSION ::= {
  { ID id-DLReferencePower CRITICALITY ignore EXTENSION DL-Power PRESENCE
optional}|
  { ID id-Enhanced-PrimaryCPICH-EcNo CRITICALITY ignore EXTENSION Enhanced-
PrimaryCPICH-EcNo PRESENCE optional }|
  { ID id-RL-Specific-DCH-Info CRITICALITY ignore EXTENSION RL-Specific-DCH-Info
PRESENCE optional }|
  { ID id-DelayedActivation CRITICALITY reject EXTENSION DelayedActivation PRESENCE optional }+,
  { ID id-Qth-Parameter CRITICALITY ignore EXTENSION Qth-Parameter PRESENCE
optional },
  ...
}

RadioLinkAdditionRequestFDD-Extensions RNSAP-PROTOCOL-EXTENSION ::= {
  { ID id-DPC-Mode CRITICALITY reject EXTENSION DPC-Mode PRESENCE
optional }|
  { ID id-Permanent-NAS-UE-Identity CRITICALITY ignore EXTENSION Permanent-
NAS-UE-Identity PRESENCE optional },
  ...
}

-- *****
--
-- RADIO LINK ADDITION REQUEST TDD
--
-- *****

Partially omitted

-- *****
--
-- RADIO LINK RECONFIGURATION PREPARE FDD
--
-- *****

RadioLinkReconfigurationPrepareFDD ::= SEQUENCE {
  protocolIEs ProtocolIE-Container {{RadioLinkReconfigurationPrepareFDD-
IEs}},
  protocolExtensions ProtocolExtensionContainer {{RadioLinkReconfigurationPrepareFDD-
Extensions}}
  OPTIONAL,
  ...
}

RadioLinkReconfigurationPrepareFDD-IEs RNSAP-PROTOCOL-IES ::= {
  { ID id-AllowedQueuingTime CRITICALITY reject TYPE AllowedQueuingTime
PRESENCE optional }|
  { ID id-UL-DPCH-Information-RL-ReconfPrepFDD CRITICALITY reject TYPE UL-DPCH-
Information-RL-ReconfPrepFDD PRESENCE optional }|
  { ID id-DL-DPCH-Information-RL-ReconfPrepFDD CRITICALITY reject TYPE DL-DPCH-
Information-RL-ReconfPrepFDD PRESENCE optional }|
  { ID id-FDD-DCHs-to-Modify CRITICALITY reject TYPE FDD-DCHs-to-Modify PRESENCE
optional }|
  { ID id-DCHs-to-Add-FDD CRITICALITY reject TYPE DCH-FDD-Information PRESENCE
optional }|
  { ID id-DCH-DeleteList-RL-ReconfPrepFDD CRITICALITY reject TYPE DCH-DeleteList-RL-
ReconfPrepFDD PRESENCE optional }|

```

```

    { ID id-DSCH-Modify-RL-ReconfPrepFDD          CRITICALITY reject  TYPE DSCH-Modify-RL-
ReconfPrepFDD          PRESENCE optional  } |
    { ID id-DSCHs-to-Add-FDD                      CRITICALITY reject  TYPE DSCH-FDD-Information
PRESENCE optional  } |
    { ID id-DSCH-Delete-RL-ReconfPrepFDD          CRITICALITY reject  TYPE DSCH-Delete-RL-
ReconfPrepFDD          PRESENCE optional  } |
    { ID id-RL-InformationList-RL-ReconfPrepFDD    CRITICALITY reject  TYPE RL-InformationList-RL-
ReconfPrepFDD          PRESENCE optional  } |
    { ID id-Transmission-Gap-Pattern-Sequence-Information  CRITICALITY reject  TYPE Transmission-
Gap-Pattern-Sequence-Information          PRESENCE optional },
    ...
}

UL-DPCH-Information-RL-ReconfPrepFDD ::= SEQUENCE {
    ul-ScramblingCode          UL-ScramblingCode          OPTIONAL,
    ul-SIRTarget                UL-SIR                    OPTIONAL,
    minUL-ChannelisationCodeLength  MinUL-ChannelisationCodeLength  OPTIONAL,
    maxNrOfUL-DPDCHs           MaxNrOfUL-DPDCHs          OPTIONAL
    -- This IE shall be present if minUL-ChannelisationCodeLength equals to 4 --,
    ul-PunctureLimit           PunctureLimit            OPTIONAL,
    tFCS                        TFCS                    OPTIONAL,
    ul-DPCCH-SlotFormat         UL-DPCCH-SlotFormat         OPTIONAL,
    diversityMode               DiversityMode            OPTIONAL,
    not-Used-sSDT-CellIDLength          NULLSsSDT-CellID-Length          OPTIONAL,
    not-Used-s-FieldLength             NULLS-FieldLength             OPTIONAL,
    iE-Extensions              ProtocolExtensionContainer { {UL-DPCH-Information-RL-
ReconfPrepFDD-ExtIEs} } OPTIONAL,
    ...
}

UL-DPCH-Information-RL-ReconfPrepFDD-ExtIEs RNSAP-PROTOCOL-EXTENSION ::= {
    ...
}

DL-DPCH-Information-RL-ReconfPrepFDD ::= SEQUENCE {
    tFCS                        TFCS                    OPTIONAL,
    dl-DPCH-SlotFormat          DL-DPCH-SlotFormat         OPTIONAL,
    nrOfDLchannelisationcodes   NrOfDLchannelisationcodes  OPTIONAL,
    tFCI-SignallingMode         TFCI-SignallingMode     OPTIONAL,
    tFCI-Presence               TFCI-Presence           OPTIONAL
    -- This IE shall be present if DL DPCH Slot Format IE is from 12 to 16 --,
    multiplexingPosition        MultiplexingPosition     OPTIONAL,
    limitedPowerIncrease        LimitedPowerIncrease       OPTIONAL,
    iE-Extensions              ProtocolExtensionContainer { {DL-DPCH-Information-RL-
ReconfPrepFDD-ExtIEs} } OPTIONAL,
    ...
}

DL-DPCH-Information-RL-ReconfPrepFDD-ExtIEs RNSAP-PROTOCOL-EXTENSION ::= {
    { ID id-SplitType          CRITICALITY reject  EXTENSION  SplitType          PRESENCE optional  } |
    { ID id-LengthOfTFCI2      CRITICALITY reject  EXTENSION  LengthOfTFCI2      PRESENCE optional  },
    ...
}

DCH-DeleteList-RL-ReconfPrepFDD ::= SEQUENCE (SIZE (0..maxNrOfDCHs)) OF DCH-DeleteItem-
RL-ReconfPrepFDD

DCH-DeleteItem-RL-ReconfPrepFDD ::= SEQUENCE {
    dCH-ID                      DCH-ID,
    iE-Extensions              ProtocolExtensionContainer { {DCH-DeleteItem-RL-ReconfPrepFDD-
ExtIEs} } OPTIONAL,
    ...
}

DCH-DeleteItem-RL-ReconfPrepFDD-ExtIEs RNSAP-PROTOCOL-EXTENSION ::= {
    ...
}

DSCH-Modify-RL-ReconfPrepFDD ::= SEQUENCE {
    dSCH-Information            DSCH-ModifyInfo-RL-ReconfPrepFDD  OPTIONAL,
    pdSCH-RL-ID                RL-ID                    OPTIONAL,
    tFCS                        TFCS                    OPTIONAL,
    iE-Extensions              ProtocolExtensionContainer { {DSCH-Modify-RL-ReconfPrepFDD-
ExtIEs} } OPTIONAL,
    ...
}

DSCH-Modify-RL-ReconfPrepFDD-ExtIEs RNSAP-PROTOCOL-EXTENSION ::= {

```

```

    { ID id-EnhancedDSCHPCIndicator          CRITICALITY ignore  EXTENSION EnhancedDSCHPCIndicator
    PRESENCE optional}|
    { ID id-EnhancedDSCHPC                  CRITICALITY ignore  EXTENSION EnhancedDSCHPC
    PRESENCE conditional},
    -- The IE shall be present if the Enhanced DSCH PC Indicator IE is set to "Enhanced DSCH PC
Active in the UE".
    ...
}

DSCH-ModifyInfo-RL-ReconfPrepFDD ::= SEQUENCE (SIZE(0..maxNoOfDSCHs)) OF DSCH-ModifyInformationItem-
RL-ReconfPrepFDD

DSCH-ModifyInformationItem-RL-ReconfPrepFDD ::= SEQUENCE {
    dSCH-ID                               DSCH-ID,
    trChSourceStatisticsDescriptor         TrCH-SrcStatisticsDescr OPTIONAL,
    transportFormatSet                     TransportFormatSet           OPTIONAL,
    allocationRetentionPriority             AllocationRetentionPriority   OPTIONAL,
    schedulingPriorityIndicator             SchedulingPriorityIndicator   OPTIONAL,
    bLER                                    BLER                          OPTIONAL,
    transportBearerRequestIndicator        TransportBearerRequestIndicator,
    iE-Extensions                          ProtocolExtensionContainer { {DSCH-ModifyInformationItem-RL-
ReconfPrepFDD-ExtIEs} } OPTIONAL,
    ...
}

DSCH-ModifyInformationItem-RL-ReconfPrepFDD-ExtIEs RNSAP-PROTOCOL-EXTENSION ::= {
    optional { ID id-TrafficClass          CRITICALITY ignore  EXTENSION TrafficClass          PRESENCE
    optional }|
    { ID id-BindingID                      CRITICALITY ignore  EXTENSION BindingID
    PRESENCE optional }|
    -- Shall be ignored if bearer establishment with ALCAP.
    { ID id-TransportLayerAddress          CRITICALITY ignore  EXTENSION
    TransportLayerAddress PRESENCE optional },
    -- Shall be ignored if bearer establishment with ALCAP.
    ...
}

DSCH-Delete-RL-ReconfPrepFDD ::= SEQUENCE {
    dSCH-Information                       DSCH-Info-Delete-RL-ReconfPrepFDD,
    iE-Extensions                          ProtocolExtensionContainer { {DSCH-Delete-RL-ReconfPrepFDD-
ExtIEs} } OPTIONAL,
    ...
}

DSCH-Delete-RL-ReconfPrepFDD-ExtIEs RNSAP-PROTOCOL-EXTENSION ::= {
    ...
}

DSCH-Info-Delete-RL-ReconfPrepFDD ::= SEQUENCE (SIZE(1..maxNoOfDSCHs)) OF DSCH-
DeleteInformationItem-RL-REconfPrepFDD

DSCH-DeleteInformationItem-RL-REconfPrepFDD ::= SEQUENCE {
    dSCH-ID                               DSCH-ID,
    iE-Extensions                          ProtocolExtensionContainer { {DSCH-DeleteInformationItem-RL-
ReconfPrepFDD-ExtIEs} } OPTIONAL,
    ...
}

DSCH-DeleteInformationItem-RL-ReconfPrepFDD-ExtIEs RNSAP-PROTOCOL-EXTENSION ::= {
    ...
}

RL-InformationList-RL-ReconfPrepFDD ::= SEQUENCE (SIZE (0..maxNrOfRLs)) OF ProtocolIE-
Single-Container { {RL-Information-RL-ReconfPrepFDD-IEs} }

RL-Information-RL-ReconfPrepFDD-IEs RNSAP-PROTOCOL-IES ::= {
    { ID id-RL-Information-RL-ReconfPrepFDD CRITICALITY reject  TYPE RL-Information-RL-
ReconfPrepFDD PRESENCE mandatory }
}

RL-Information-RL-ReconfPrepFDD ::= SEQUENCE {
    rL-ID                                  RL-ID,
    not-Used-sSDT-Indication          NULLsSDT-Indication          OPTIONAL,
    not-Used-sSDT-CellIdentity        NULLsSDT-CellID          OPTIONAL,
    The IE shall be present if the sSDT Indication is set to 'sSDT active in the UE',
    transmitDiversityIndicator             TransmitDiversityIndicator     OPTIONAL,

```

```

-- This IE shall be present if Diversity Mode IE is present in UL DPCH Information IE and is not
equal to "none"
  iE-Extensions          ProtocolExtensionContainer { {RL-Information-RL-ReconfPrepFDD-
ExtIEs} } OPTIONAL,
  ...
}

```

```

RL-Information-RL-ReconfPrepFDD-ExtIEs RNSAP-PROTOCOL-EXTENSION ::= {
  { ID id-SSDT-CellIDforEDSCHPC          CRITICALITY ignore  EXTENSION SSDT-CellID
  PRESENCE conditional }|
  This IE shall be present if Enhanced DSCH PC IE is present in either the DSCHs to Modify IE
or the DSCHs to Add IE,
  { ID id-DLReferencePower                CRITICALITY ignore  EXTENSION DL-Power
  PRESENCE optional }|
  { ID id-RL-Specific-DCH-Info            CRITICALITY ignore  EXTENSION RL-Specific-DCH-Info
  PRESENCE optional }|
  { ID id-DL-DPCH-TimingAdjustment        CRITICALITY reject  EXTENSION DL-DPCH-
TimingAdjustment PRESENCE optional }|
  { ID id-Qth-Parameter                   CRITICALITY ignore  EXTENSION Qth-Parameter
  PRESENCE optional }|
  { ID id-Phase-Reference-Update-Indicator CRITICALITY ignore  EXTENSION Phase-Reference-
Update-Indicator PRESENCE optional },
  ...
}

```

```

RadioLinkReconfigurationPrepareFDD-Extensions RNSAP-PROTOCOL-EXTENSION ::= {
  { ID id-HSDSCH-FDD-Information           CRITICALITY reject  EXTENSION HSDSCH-FDD-
Information PRESENCE optional }|
  { ID id-HSDSCH-Information-to-Modify     CRITICALITY reject  EXTENSION
HSDSCH-Information-to-Modify PRESENCE optional }|
  { ID id-HSDSCH-MACdFlows-to-Add         CRITICALITY reject  EXTENSION HSDSCH-
MACdFlows-Information PRESENCE optional }|
  { ID id-HSDSCH-MACdFlows-to-Delete      CRITICALITY reject  EXTENSION HSDSCH-
MACdFlows-to-Delete PRESENCE optional }|
  { ID id-HSPDSCH-RL-ID                   CRITICALITY reject  EXTENSION RL-ID
PRESENCE optional }|
  { ID id-UE-Support-Of-Dedicated-Pilots-For-Channel-Estimation CRITICALITY ignore  EXTENSION
UE-Support-Of-Dedicated-Pilots-For-Channel-Estimation PRESENCE optional }|
  { ID id-UE-Support-Of-Dedicated-Pilots-For-Channel-Estimation-Of-HS-DSCH CRITICALITY ignore
EXTENSION UE-Support-Of-Dedicated-Pilots-For-Channel-Estimation-Of-HS-DSCH PRESENCE optional },
  ...
}

```

```

-- *****
--
-- RADIO LINK RECONFIGURATION PREPARE TDD
--
-- *****

```

Partially omitted

9.3.4 Information Element Definitions

```

-- *****
--
-- Information Element Definitions
--
-- *****

```

Partially omitted

```

-- Q
QE-Selector ::= ENUMERATED {
  selected,
  non-selected
}

```

```

Qth-Parameter ::= INTEGER (-20..0)
-- Unit dB, Step 1dB

```

```

-- R

```

```

RAC ::= OCTET STRING (SIZE(1))

```

```

RANAP-RelocationInformation ::= BIT STRING

Range-Correction-Rate ::= INTEGER (-127..127)
-- scaling factor 0.032 m/s

RateMatchingAttribute ::= INTEGER (1..maxRateMatching)

RB-Identity ::= INTEGER (0..31)

RB-Info ::= SEQUENCE (SIZE(1..maxNoOfRB)) OF RB-Identity

Received-Total-Wideband-Power-Value ::= Received-total-wide-band-power

Received-Total-Wideband-Power-Value-IncrDecrThres ::= INTEGER(0..620)
-- Unit dB Step 0.1dB
-- e.g. value 100 means 10dB

RefTFCNumber ::= INTEGER (0..15)

RepetitionLength ::= INTEGER (1..63)

RepetitionPeriod ::= ENUMERATED {
    v1,
    v2,
    v4,
    v8,
    v16,
    v32,
    v64
}

RepetitionNumber0 ::= INTEGER (0..255)

RepetitionNumber1 ::= INTEGER (1..256)

ReportCharacteristics ::= CHOICE {
    onDemand          NULL,
    periodic          Periodic,
    eventA            EventA,
    eventB            EventB,
    eventC            EventC,
    eventD            EventD,
    eventE            EventE,
    eventF            EventF,
    ...,
    extension-ReportCharacteristics  Extension-ReportCharacteristics
}

Extension-ReportCharacteristics ::= ProtocolIE-Single-Container {{ Extension-ReportCharacteristicsIE
}}

Extension-ReportCharacteristicsIE RNSAP-PROTOCOL-IES ::= {
    { ID id-OnModification CRITICALITY reject TYPE OnModification PRESENCE mandatory }
}

ReportPeriodicity ::= CHOICE {
    ten-msec          INTEGER (1..6000,...),
    -- The Report Periodicity gives the reporting periodicity in number of 10 ms periods.
    -- E.g. value 6000 means 60000ms (i.e. 1min)
    -- Unit ms, Step 10ms
    min               INTEGER (1..60,...),
    -- Unit min, Step 1min
    ...
}

RequestedDataValue ::= SEQUENCE {
    gA-AccessPointPositionwithAltitude  GA-AccessPointPositionwithOptionalAltitude
    OPTIONAL,
    iPDLParameters                       IPDLParameters
    OPTIONAL,
    dGPSCorrections                      DGPSCorrections
    OPTIONAL,
    gPS-NavigationModel-and-TimeRecovery  GPS-NavigationModel-and-TimeRecovery
    OPTIONAL,
    gPS-Ionospheric-Model                GPS-Ionospheric-Model
    OPTIONAL,
    gPS-UTC-Model                        GPS-UTC-Model
    OPTIONAL,

```

```

    gPS-Almanac                GPS-Almanac
    OPTIONAL,
    gPS-RealTime-Integrity     GPS-RealTime-Integrity
    OPTIONAL,
    gPS-RX-POS                 GPS-RX-POS
    OPTIONAL,
    sFNSFN-GA-AccessPointPosition  GA-AccessPointPositionwithOptionalAltitude
    OPTIONAL,
    iE-Extensions              ProtocolExtensionContainer { { RequestedDataValue-
ExtIEs} } OPTIONAL,
    ...
}

RequestedDataValue-ExtIEs RNSAP-PROTOCOL-EXTENSION ::= {
    { ID id-Cell-Capacity-Class-Value CRITICALITY ignore EXTENSION Cell-Capacity-Class-Value
    PRESENCE mandatory },
    ...
}

RequestedDataValueInformation ::= CHOICE {
    informationAvailable        InformationAvailable,
    informationNotAvailable     InformationNotAvailable
}

RestrictionStateIndicator ::= ENUMERATED {
    cellNotResevedForOperatorUse,
    cellResevedForOperatorUse,
    ...
}

RL-ID                          ::= INTEGER (0..31)

RL-Set-ID                      ::= INTEGER (0..31)

RL-Specific-DCH-Info ::= SEQUENCE (SIZE (1..maxNrOfDCHs)) OF RL-Specific-DCH-Info-Item

RL-Specific-DCH-Info-Item ::= SEQUENCE {
    dCH-id                      DCH-ID,
    bindingID                   BindingID OPTIONAL,
    -- Shall be ignored if bearer establishment with ALCAP.
    transportLayerAddress       TransportLayerAddress OPTIONAL,
    -- Shall be ignored if bearer establishment with ALCAP.
    iE-Extensions               ProtocolExtensionContainer { { RL-Specific-DCH-Info-Item-ExtIEs} }
    OPTIONAL,
    ...
}

RL-Specific-DCH-Info-Item-ExtIEs RNSAP-PROTOCOL-EXTENSION ::= {
    ...
}

RLC-Mode ::= ENUMERATED {
    rLC-AM,
    rLC-UM,
    ...
}

RNC-ID                          ::= INTEGER (0..4095)

Round-Trip-Time-IncrDecrThres ::= INTEGER(0..32766)

Round-Trip-Time-Value ::= INTEGER(0..32767)
-- According to mapping in [23]

RSCP-Value ::= INTEGER (0..127)
-- According to mapping in [24]

RSCP-Value-IncrDecrThres ::= INTEGER (0..126)

Received-total-wide-band-power ::= INTEGER (0..621)
-- According to mapping in [23]

RT-Load-Value-IncrDecrThres ::= INTEGER(0..100)

RT-Load-Value ::= INTEGER(0..100)

RTLoadValue ::= SEQUENCE {
    uplinkRTLoadValue          INTEGER(0..100),

```

```

        downlinkRTLoadValue      INTEGER(0..100)
    }

RxTimingDeviationForTA          ::= INTEGER (0..127)
-- As specified in [5], ch. 6.2.7.6
-- For 1.28Mcps TDD this IE must be set to 0.

Rx-Timing-Deviation-Value ::= INTEGER (0..8191)
--According to mapping in [24][3.84Mcps TDD only]

Rx-Timing-Deviation-Value-LCR ::= INTEGER (0..511)
--According to mapping in [24][1.28Mcps TDD only]

-- S

SAC                             ::= OCTET STRING (SIZE (2))

SAI ::= SEQUENCE {
    pLMN-Identity      PLMN-Identity,
    lAC                LAC,
    sAC                SAC,
    iE-Extensions     ProtocolExtensionContainer { {SAI-ExtIEs} } OPTIONAL
}

SAI-ExtIEs RNSAP-PROTOCOL-EXTENSION ::= {
    ...
}

SAT-ID ::= INTEGER (0..63)

SCH-TimeSlot                ::= INTEGER (0..6)

ScaledAdjustmentRatio      ::= INTEGER(0..100)
-- AdjustmentRatio = ScaledAdjustmentRatio / 100

Secondary-CCPCH-Info ::= SEQUENCE {
    fDD-S-CCPCH-Offset      FDD-S-CCPCH-Offset,
    dl-ScramblingCode       DL-ScramblingCode,
    fDD-DL-ChannelisationCodeNumber FDD-DL-ChannelisationCodeNumber,
    dl-TFCS                 TFCS,
    secondaryCCPCH-SlotFormat SecondaryCCPCH-SlotFormat,
    tFCI-Presence           TFCI-Presence OPTIONAL,
    -- This IE shall be present only if the Secondary CCPCH Slot Format IE is equal to any of the
    values from 8 to 17
    multiplexingPosition    MultiplexingPosition,
    sTTD-Indicator         STTD-Indicator,
    fACH-PCH-InformationList FACH-PCH-InformationList,
    iB-schedulingInformation IB-SchedulingInformation,
    iE-Extensions          ProtocolExtensionContainer { { Secondary-CCPCH-Info-
ExtIEs} } OPTIONAL,
    ...
}

Secondary-CCPCH-Info-ExtIEs RNSAP-PROTOCOL-EXTENSION ::= {
    ...
}

Secondary-CCPCH-Info-TDD ::= SEQUENCE {
    dl-TFCS                TFCS,
    tFCI-Coding            TFCI-Coding,
    secondary-CCPCH-TDD-InformationList Secondary-CCPCH-TDD-InformationList,
    fACH-InformationList   FACH-InformationList,
    pCH-InformationList    PCH-InformationList,
    iE-Extensions          ProtocolExtensionContainer { { Secondary-CCPCH-Info-TDD-
ExtIEs} } OPTIONAL,
    ...
}

Secondary-CCPCH-Info-TDD-ExtIEs RNSAP-PROTOCOL-EXTENSION ::= {
    ...
}

Secondary-CPICH-Information ::= SEQUENCE {
    dl-ScramblingCode      DL-ScramblingCode,
    fDD-DL-ChannelisationCodeNumber FDD-DL-ChannelisationCodeNumber,
    iE-Extensions          ProtocolExtensionContainer { { Secondary-CPICH-
Information-ExtIEs} } OPTIONAL,
    ...
}

```



```

}

Secondary-CPICH-Information-ExtIEs RNSAP-PROTOCOL-EXTENSION ::= {
    ...
}

Secondary-CPICH-Information-Change ::= CHOICE {
    new-secondary-CPICH           Secondary-CPICH-Information,
    secondary-CPICH-shall-not-be-used  NULL,
    ...
}

Secondary-LCR-CCPCH-Info-TDD ::= SEQUENCE {
    dl-TFCS                        TFCS,
    tFCI-Coding                    TFCI-Coding,
    secondary-LCR-CCPCH-TDD-InformationList Secondary-LCR-CCPCH-TDD-InformationList,
    fACH-InformationList           FACH-InformationList,
    pCH-InformationList            PCH-InformationList,
    iE-Extensions                  ProtocolExtensionContainer { { Secondary-LCR-CCPCH-Info-
TDD-ExtIEs } } OPTIONAL,
    ...
}

Secondary-LCR-CCPCH-Info-TDD-ExtIEs RNSAP-PROTOCOL-EXTENSION ::= {
    ...
}

Secondary-CCPCH-TDD-InformationList ::= SEQUENCE (SIZE(0.. maxNrOfSCCPCHs)) OF Secondary-CCPCH-TDD-
InformationItem

Secondary-CCPCH-TDD-InformationItem ::= SEQUENCE {
    timeSlot                       TimeSlot,
    midambleShiftAndBurstType      MidambleShiftAndBurstType,
    tFCI-Presence                  TFCI-Presence,
    secondary-CCPCH-TDD-Code-Information Secondary-CCPCH-TDD-Code-Information,
    tDD-PhysicalChannelOffset      TDD-PhysicalChannelOffset,
    repetitionLength               RepetitionLength,
    repetitionPeriod               RepetitionPeriod,
    iE-Extensions                  ProtocolExtensionContainer { { Secondary-CCPCH-TDD-
InformationItem-ExtIEs } } OPTIONAL,
    ...
}

Secondary-CCPCH-TDD-InformationItem-ExtIEs RNSAP-PROTOCOL-EXTENSION ::= {
    ...
}

Secondary-LCR-CCPCH-TDD-InformationList ::= SEQUENCE (SIZE(0.. maxNrOfSCCPCHs)) OF Secondary-LCR-
CCPCH-TDD-InformationItem

Secondary-LCR-CCPCH-TDD-InformationItem ::= SEQUENCE {
    timeSlotLCR                   TimeSlotLCR,
    midambleShiftLCR              MidambleShiftLCR,
    tFCI-Presence                 TFCI-Presence,
    secondary-LCR-CCPCH-TDD-Code-Information Secondary-LCR-CCPCH-TDD-Code-Information,
    tDD-PhysicalChannelOffset      TDD-PhysicalChannelOffset,
    repetitionLength               RepetitionLength,
    repetitionPeriod               RepetitionPeriod,
    iE-Extensions                  ProtocolExtensionContainer { { Secondary-LCR-CCPCH-
TDD-InformationItem-ExtIEs } } OPTIONAL,
    ...
}

Secondary-LCR-CCPCH-TDD-InformationItem-ExtIEs RNSAP-PROTOCOL-EXTENSION ::= {
    ...
}

Secondary-CCPCH-TDD-Code-Information ::= SEQUENCE ( SIZE (1..maxNrOfSCCPCHs)) OF Secondary-CCPCH-
TDD-Code-InformationItem

Secondary-CCPCH-TDD-Code-InformationItem ::= SEQUENCE {
    tDD-ChannelisationCode        TDD-ChannelisationCode,
    iE-Extensions                  ProtocolExtensionContainer { {Secondary-CCPCH-TDD-Code-
InformationItem-ExtIEs } } OPTIONAL,
    ...
}

Secondary-CCPCH-TDD-Code-InformationItem-ExtIEs RNSAP-PROTOCOL-EXTENSION ::= {

```

```

}
...
Secondary-LCR-CCPCH-TDD-Code-Information ::= SEQUENCE ( SIZE (1..maxNrOfSCCPCHs)) OF Secondary-LCR-
CCPCH-TDD-Code-InformationItem

Secondary-LCR-CCPCH-TDD-Code-InformationItem ::= SEQUENCE {
    tDD-ChannelisationCodeLCR          TDD-ChannelisationCodeLCR,
    s-CCPCH-TimeSlotFormat-LCR        TDD-DL-DPCH-TimeSlotFormat-LCR,
    iE-Extensions                      ProtocolExtensionContainer { {Secondary-LCR-CCPCH-TDD-Code-
InformationItem-ExtIEs} } OPTIONAL,
    ...
}

Secondary-LCR-CCPCH-TDD-Code-InformationItem-ExtIEs RNSAP-PROTOCOL-EXTENSION ::= {
    ...
}

SecondInterleavingMode ::= ENUMERATED {
    frame-related,
    timeslot-related,
    ...
}

Seed ::= INTEGER (0..63)

SFN ::= INTEGER (0..4095)

SFNSFN-FDD ::= INTEGER(0..614399)

SFNSFN-TDD ::= INTEGER(0..40961)

GA-AccessPointPositionwithOptionalAltitude ::= SEQUENCE {
    geographicalCoordinate             GeographicalCoordinate,
    altitudeAndDirection               GA-AltitudeAndDirection OPTIONAL,
    iE-Extensions                     ProtocolExtensionContainer { { GA-
AccessPointPositionwithOptionalAltitude-ExtIEs} } OPTIONAL,
    ...
}

GA-AccessPointPositionwithOptionalAltitude-ExtIEs RNSAP-PROTOCOL-EXTENSION ::= {
    ...
}

SFNSFNChangeLimit ::= INTEGER (1..256)
-- Unit chip, Step 1/16 chip, Range 1/16..16 chip

SFNSFNDriftRate ::= INTEGER (-100..100)
-- Unit chip/s, Step 1/256 chip/s, Range -100/256..+100/256 chip/s

SFNSFNDriftRateQuality ::= INTEGER (0..100)
-- Unit chip/s, Step 1/256 chip/s, Range 0..100/256 chip/s

SFNSFNMeasurementThresholdInformation ::= SEQUENCE {
    sFNChangeLimit                    SFNSFNChangeLimit                OPTIONAL,
    predictedSFNSFNDeviationLimit      PredictedSFNSFNDeviationLimit    OPTIONAL,
    iE-Extensions                      ProtocolExtensionContainer { {
SFNSFNMeasurementThresholdInformation-ExtIEs} } OPTIONAL,
    ...
}

SFNSFNMeasurementThresholdInformation-ExtIEs RNSAP-PROTOCOL-EXTENSION ::= {
    ...
}

SFNSFNMeasurementValueInformation ::= SEQUENCE {
    successfulNeighbouringCellSFNSFNObservedTimeDifferenceMeasurementInformation SEQUENCE
(SIZE(1..maxNrOfMeasNCell)) OF
    SEQUENCE {
        uC-ID                          UC-ID,
        sFNValue                        SFNSFNValue,
        sFNQuality                       SFNSFNQuality                OPTIONAL,
        sFNDriftRate                    SFNSFNDriftRate,
        sFNDriftRateQuality              SFNSFNDriftRateQuality    OPTIONAL,
        sFNTimeStampInformation          SFNSFNTimeStampInformation,
    }
}

```

```

        iE-Extensions          ProtocolExtensionContainer { {
SuccessfulNeighbouringCellSFNSFNObservedTimeDifferenceMeasurementInformationItem-ExtIEs} }
    OPTIONAL,
    ...
    },
    unsuccessfulNeighbouringCellSFNSFNObservedTimeDifferenceMeasurementInformation    SEQUENCE
(SIZE(0..maxNrOfMeasNCell-1)) OF
    SEQUENCE {
        uC-ID          UC-ID,
        iE-Extensions          ProtocolExtensionContainer { {
UnsuccessfulNeighbouringCellSFNSFNObservedTimeDifferenceMeasurementInformationItem-ExtIEs} }
    OPTIONAL,
    ...
    },
    iE-Extensions          ProtocolExtensionContainer { { SFNSFNMeasurementValueInformationItem-ExtIEs}
}
    OPTIONAL,
    ...
}

SFNSFNMeasurementValueInformationItem-ExtIEs RNSAP-PROTOCOL-EXTENSION ::= {
    ...
}

SuccessfulNeighbouringCellSFNSFNObservedTimeDifferenceMeasurementInformationItem-ExtIEs RNSAP-
PROTOCOL-EXTENSION ::= {
    ...
}

UnsuccessfulNeighbouringCellSFNSFNObservedTimeDifferenceMeasurementInformationItem-ExtIEs RNSAP-
PROTOCOL-EXTENSION ::= {
    ...
}

SFNSFNQuality ::= INTEGER (0..255)
-- Unit chip, Step 1/16 chip, Range 0.. 255/16 chip

SFNSFNTimeStampInformation ::= CHOICE {
    sFNSFNTimeStamp-FDD      SFN,
    sFNSFNTimeStamp-TDD      SFNSFNTimeStamp-TDD,
    ...
}

SFNSFNTimeStamp-TDD ::= SEQUENCE {
    sFN          SFN,
    timeSlot     TimeSlot,
    iE-Extensions          ProtocolExtensionContainer { { SFNSFNTimeStamp-ExtIEs}}
OPTIONAL,
    ...
}

SFNSFNTimeStamp-ExtIEs RNSAP-PROTOCOL-EXTENSION ::= {
    ...
}

SFNSFNValue ::= CHOICE {
    sFNSFN-FDD      SFNSFN-FDD,
    sFNSFN-TDD      SFNSFN-TDD,
    ...
}

SID ::= INTEGER (0..maxNrOfPDUIndexes-1)

SIR-Error-Value          ::= INTEGER (0..125)

SIR-Error-Value-IncrDecrThres          ::= INTEGER (0..124)

SIR-Value          ::= INTEGER (0..63)
-- According to mapping in [11]/[14]

SIR-Value-IncrDecrThres ::= INTEGER (0..62)

```

```
SecondaryCCPCH-SlotFormat ::= INTEGER (0..17,...)
-- refer to [8]
```

```
S-FieldLength ::= ENUMERATED {
  v1,
  v2,
  ...
}
```

```
SNA-Information ::= SEQUENCE {
  pLMN-Identity PLMN-Identity,
  listOfSNAs ListOfSNAs OPTIONAL,
  iE-Extensions ProtocolExtensionContainer { { SNA-Information-ExtIEs } } OPTIONAL,
  ...
}
```

```
SNA-Information-ExtIEs RNSAP-PROTOCOL-EXTENSION ::= {
  ...
}
```

```
ListOfSNAs ::= SEQUENCE (SIZE (1.. maxNrOfSNAs)) OF SNACode
```

```
SNACode ::= INTEGER (0..65535)
```

```
SpecialBurstScheduling ::= INTEGER (1..256)
```

```
SplitType ::= ENUMERATED {
  hard,
  logical
}
```

```
SpreadingFactor ::= INTEGER (4| 8| 16| 32| 64| 128| 256)
```

```
S-RNTI ::= INTEGER (0..1048575)
-- From 0 to 2^20-1
```

```
S-RNTI-Group ::= SEQUENCE {
  sRNTI S-RNTI,
  sRNTI-BitMaskIndex ENUMERATED {
    b1,
    b2,
    b3,
    b4,
    b5,
    b6,
    b7,
    b8,
    b9,
    b10,
    b11,
    b12,
    b13,
    b14,
    b15,
    b16,
    b17,
    b18,
    b19,...
  }
}
```

```
SRB-Delay ::= INTEGER(0..7,...)
```

```
SSTD-CellID ::= ENUMERATED {
  a,
  b,
  c,
  d,
  e,
  f,
  g,
  h
}
```

```
SSTD-CellID-Length ::= ENUMERATED {
  short,
  medium,
}
```

```

long
}

sSDT-Indication ::= ENUMERATED {
  sSDT-active-in-the-UE,
  sSDT-not-active-in-the-UE
}

sSDT-SupportIndicator ::= ENUMERATED {
  Not-used-sSDT-supported,
  sSDT-not-supported
}

STTD-Indicator ::= ENUMERATED {
  active,
  inactive
}

STTD-SupportIndicator ::= ENUMERATED {
  sTTD-Supported,
  sTTD-not-Supported
}

Support-8PSK ::= ENUMERATED {
  v8PSK-Supported
}

SyncCase ::= INTEGER (1..2,...)

SynchronisationConfiguration ::= SEQUENCE {
  n-INSYNC-IND          INTEGER (1..256),
  n-OUTSYNC-IND        INTEGER (1..256),
  t-RLFFAILURE         INTEGER (0..255),
  -- Unit seconds, Range 0s .. 25.5s, Step 0.1s
  iE-Extensions        ProtocolExtensionContainer { { SynchronisationConfiguration-ExtIEs } }
  OPTIONAL,
  ...
}

SynchronisationConfiguration-ExtIEs RNSAP-PROTOCOL-EXTENSION ::= {
  ...
}

SYNC-UL-ProcParameters ::= SEQUENCE {
  maxSYNC-UL-transmissions  ENUMERATED {v1, v2, v4, v8, ...},
  powerRampStep             INTEGER (0..3, ...),
  ...
}

-- T

```

Partially omitted

9.3.6 Constant Definitions

```

-- *****
--
-- Constant definitions
--
-- *****

RNSAP-Constants {
itu-t (0) identified-organization (4) etsi (0) mobileDomain (0)
umts-Access (20) modules (3) rnsap (1) version1 (1) rnsap-Constants (4) }

DEFINITIONS AUTOMATIC TAGS ::=

BEGIN

IMPORTS
  ProcedureCode,
  ProtocolIE-ID
FROM RNSAP-CommonDataTypes;

-- *****
--
-- Elementary Procedures

```

```

--
-- *****
id-commonTransportChannelResourcesInitialisation      ProcedureCode ::= 0
id-commonTransportChannelResourcesRelease            ProcedureCode ::= 1
id-compressedModeCommand                             ProcedureCode ::= 2
id-downlinkPowerControl                              ProcedureCode ::= 3
id-downlinkPowerTimeslotControl                     ProcedureCode ::= 4
id-downlinkSignallingTransfer                       ProcedureCode ::= 5
id-errorIndication                                  ProcedureCode ::= 6
id-dedicatedMeasurementFailure                      ProcedureCode ::= 7
id-dedicatedMeasurementInitiation                   ProcedureCode ::= 8
id-dedicatedMeasurementReporting                    ProcedureCode ::= 9
id-dedicatedMeasurementTermination                  ProcedureCode ::= 10
id-paging                                             ProcedureCode ::= 11
id-physicalChannelReconfiguration                   ProcedureCode ::= 12
id-privateMessage                                    ProcedureCode ::= 13
id-radioLinkAddition                                ProcedureCode ::= 14
id-radioLinkCongestion                              ProcedureCode ::= 34
id-radioLinkDeletion                                ProcedureCode ::= 15
id-radioLinkFailure                                  ProcedureCode ::= 16
id-radioLinkPreemption                              ProcedureCode ::= 17
id-radioLinkRestoration                             ProcedureCode ::= 18
id-radioLinkSetup                                    ProcedureCode ::= 19
id-relocationCommit                                  ProcedureCode ::= 20
id-synchronisedRadioLinkReconfigurationCancellation ProcedureCode ::= 21
id-synchronisedRadioLinkReconfigurationCommit        ProcedureCode ::= 22
id-synchronisedRadioLinkReconfigurationPreparation   ProcedureCode ::= 23
id-unSynchronisedRadioLinkReconfiguration           ProcedureCode ::= 24
id-uplinkSignallingTransfer                          ProcedureCode ::= 25
id-commonMeasurementFailure                          ProcedureCode ::= 26
id-commonMeasurementInitiation                       ProcedureCode ::= 27
id-commonMeasurementReporting                        ProcedureCode ::= 28
id-commonMeasurementTermination                     ProcedureCode ::= 29
id-informationExchangeFailure                       ProcedureCode ::= 30
id-informationExchangeInitiation                    ProcedureCode ::= 31
id-informationReporting                              ProcedureCode ::= 32
id-informationExchangeTermination                   ProcedureCode ::= 33
id-reset                                             ProcedureCode ::= 35
id-radioLinkActivation                              ProcedureCode ::= 36
id-gERANuplinkSignallingTransfer                    ProcedureCode ::= 37
id-radioLinkParameterUpdate                         ProcedureCode ::= 38

```

```

-- *****
--
-- Lists
--
-- *****

```

```

maxCodeNumComp-1      INTEGER ::= 255
maxRateMatching        INTEGER ::= 256
maxNoCodeGroups        INTEGER ::= 256
maxNoOfDSCHs           INTEGER ::= 10
maxNoOfDSCHsLCR        INTEGER ::= 10
maxNoOfRB              INTEGER ::= 32
maxNoOfUSCHs           INTEGER ::= 10
maxNoOfUSCHsLCR        INTEGER ::= 10
maxNoTFCHGroups        INTEGER ::= 256
maxNrOfTFCs            INTEGER ::= 1024
maxNrOfTFS             INTEGER ::= 32
maxNrOfCCTrCHs         INTEGER ::= 16
maxNrOfCCTrCHsLCR      INTEGER ::= 16
maxNrOfDCHs            INTEGER ::= 128
maxNrOfDL-Codes        INTEGER ::= 8
maxNrOfDPCHs           INTEGER ::= 240
maxNrOfDPCHsLCR        INTEGER ::= 240
maxNrOfErrors          INTEGER ::= 256
maxNrOfMACcshSDU-Length INTEGER ::= 16
maxNrOfPoints          INTEGER ::= 15
maxNrOfRLs             INTEGER ::= 16
maxNrOfRLSets          INTEGER ::= maxNrOfRLs
maxNrOfRLSets-1        INTEGER ::= 15 -- maxNrOfRLSets - 1
maxNrOfRLs-1           INTEGER ::= 15 -- maxNrOfRLs - 1
maxNrOfRLs-2           INTEGER ::= 14 -- maxNrOfRLs - 2
maxNrOfULTs            INTEGER ::= 15
maxNrOfULTsLCR         INTEGER ::= 6
maxNrOfDLTs            INTEGER ::= 15
maxNrOfDLTsLCR         INTEGER ::= 6

```

```

maxRNCinURA-1                INTEGER ::= 15
maxTTI-Count                   INTEGER ::= 4
maxCTFC                        INTEGER ::= 16777215
maxNrOfNeighbouringRNCs       INTEGER ::= 10
maxNrOfFDDNeighboursPerRNC    INTEGER ::= 256
maxNrOfGSMNeighboursPerRNC   INTEGER ::= 256
maxNrOfTDDNeighboursPerRNC   INTEGER ::= 256
maxNrOfFACHs                   INTEGER ::= 8
maxNrOfLCRTDDNeighboursPerRNC INTEGER ::= 256
maxFACHCountPlus1             INTEGER ::= 10
maxIBSEGC                      INTEGER ::= 16
maxNrOfSCCPCHs                INTEGER ::= 8
maxTFCI1Combs                 INTEGER ::= 512
maxTFCI2Combs                 INTEGER ::= 1024
maxTFCI2Combs-1              INTEGER ::= 1023
maxTGPS                        INTEGER ::= 6
maxNrOfTS                      INTEGER ::= 15
maxNrOfLevels                  INTEGER ::= 256
maxNoOfDSCHs-1               INTEGER ::= 9
maxNrOfTsLCR                  INTEGER ::= 6
maxNoSat                       INTEGER ::= 16
maxNoGPSTypes                 INTEGER ::= 8
maxNrOfMeasNCell              INTEGER ::= 96
maxNrOfMeasNCell-1           INTEGER ::= 95 -- maxNrOfMeasNCell - 1
maxResetContext               INTEGER ::= 250
maxResetContextGroup          INTEGER ::= 32
maxNrOfHARQProc               INTEGER ::= 8
maxNrOfHSSCCHCodes           INTEGER ::= 4
maxNrOfHSSICHs                INTEGER ::= 4
maxNrOfMACdFlows              INTEGER ::= 8
maxNrOfMACdFlows-1           INTEGER ::= 7 -- maxNrOfMACdFlows - 1
maxNrOfPDUIndexes             INTEGER ::= 8
maxNrOfPDUIndexes-1          INTEGER ::= 7 -- maxNrOfPDUIndexes - 1
maxNrOfPrioQueues             INTEGER ::= 8
maxNrOfPrioQueues-1          INTEGER ::= 7 -- maxNrOfPrioQueues - 1
maxNrOfSNAs                   INTEGER ::= 65536
maxNrOfSatAlmanac-maxNoSat    INTEGER ::= 16
-- *****
--
-- IEs
--
-- *****

id-AllowedQueuingTime          ProtocolIE-ID ::= 4
id-Allowed-Rate-Information     ProtocolIE-ID ::= 42
id-AntennaColocationIndicator ProtocolIE-ID ::= 309
id-BindingID                   ProtocolIE-ID ::= 5
id-C-ID                        ProtocolIE-ID ::= 6
id-C-RNTI                      ProtocolIE-ID ::= 7
id-Cell-Capacity-Class-Value   ProtocolIE-ID ::= 303
id-CFN                         ProtocolIE-ID ::= 8
id-CN-CS-DomainIdentifier       ProtocolIE-ID ::= 9
id-CN-PS-DomainIdentifier       ProtocolIE-ID ::= 10
id-Cause                       ProtocolIE-ID ::= 11
id-CoverageIndicator           ProtocolIE-ID ::= 310
id-CriticalityDiagnostics       ProtocolIE-ID ::= 20
id-ContextInfoItem-Reset       ProtocolIE-ID ::= 211
id-ContextGroupInfoItem-Reset  ProtocolIE-ID ::= 515
id-D-RNTI                      ProtocolIE-ID ::= 21
id-D-RNTI-ReleaseIndication    ProtocolIE-ID ::= 22
id-DCHs-to-Add-FDD             ProtocolIE-ID ::= 26
id-DCHs-to-Add-TDD            ProtocolIE-ID ::= 27
id-DCH-DeleteList-RL-ReconfPrepFDD ProtocolIE-ID ::= 30
id-DCH-DeleteList-RL-ReconfPrepTDD ProtocolIE-ID ::= 31
id-DCH-DeleteList-RL-ReconfRqstFDD ProtocolIE-ID ::= 32
id-DCH-DeleteList-RL-ReconfRqstTDD ProtocolIE-ID ::= 33
id-DCH-FDD-Information         ProtocolIE-ID ::= 34
id-DCH-TDD-Information         ProtocolIE-ID ::= 35
id-FDD-DCHs-to-Modify         ProtocolIE-ID ::= 39
id-TDD-DCHs-to-Modify         ProtocolIE-ID ::= 40
id-DCH-InformationResponse     ProtocolIE-ID ::= 43
id-DCH-Rate-InformationItem-RL-CongestInd ProtocolIE-ID ::= 38
id-DL-CCTrCH-InformationAddItem-RL-ReconfPrepTDD ProtocolIE-ID ::= 44
id-DL-CCTrCH-InformationListIE-RL-ReconfReadyTDD ProtocolIE-ID ::= 45
id-DL-CCTrCH-InformationDeleteItem-RL-ReconfRqstTDD ProtocolIE-ID ::= 46
id-DL-CCTrCH-InformationItem-RL-SetupRqstTDD ProtocolIE-ID ::= 47
id-DL-CCTrCH-InformationListIE-PhyChReconfRqstTDD ProtocolIE-ID ::= 48
id-DL-CCTrCH-InformationListIE-RL-AdditionRspTDD ProtocolIE-ID ::= 49

```

id-DL-CCTrCH-InformationListIE-RL-SetupRspTDD	ProtocolIE-ID ::= 50
id-DL-CCTrCH-InformationAddList-RL-ReconfPrepTDD	ProtocolIE-ID ::= 51
id-DL-CCTrCH-InformationDeleteList-RL-ReconfRqstTDD	ProtocolIE-ID ::= 52
id-DL-CCTrCH-InformationList-RL-SetupRqstTDD	ProtocolIE-ID ::= 53
id-FDD-DL-CodeInformation	ProtocolIE-ID ::= 54
id-DL-DPCH-Information-RL-ReconfPrepFDD	ProtocolIE-ID ::= 59
id-DL-DPCH-Information-RL-SetupRqstFDD	ProtocolIE-ID ::= 60
id-DL-DPCH-Information-RL-ReconfRqstFDD	ProtocolIE-ID ::= 61
id-DL-DPCH-InformationItem-PhyChReconfRqstTDD	ProtocolIE-ID ::= 62
id-DL-DPCH-InformationItem-RL-AdditionRspTDD	ProtocolIE-ID ::= 63
id-DL-DPCH-InformationItem-RL-SetupRspTDD	ProtocolIE-ID ::= 64
id-DL-DPCH-TimingAdjustment	ProtocolIE-ID ::= 278
id-DLReferencePower	ProtocolIE-ID ::= 67
id-DLReferencePowerList-DL-PC-Rqst	ProtocolIE-ID ::= 68
id-DL-ReferencePowerInformation-DL-PC-Rqst	ProtocolIE-ID ::= 69
id-DPC-Mode	ProtocolIE-ID ::= 12
id-DRXCycleLengthCoefficient	ProtocolIE-ID ::= 70
id-DedicatedMeasurementObjectType-DM-Fail-Ind	ProtocolIE-ID ::= 470
id-DedicatedMeasurementObjectType-DM-Fail	ProtocolIE-ID ::= 471
id-DedicatedMeasurementObjectType-DM-Rprt	ProtocolIE-ID ::= 71
id-DedicatedMeasurementObjectType-DM-Rqst	ProtocolIE-ID ::= 72
id-DedicatedMeasurementObjectType-DM-Rsp	ProtocolIE-ID ::= 73
id-DedicatedMeasurementType	ProtocolIE-ID ::= 74
id-FACH-InfoForUESelectedS-CCPCH-CTCH-ResourceRspFDD	ProtocolIE-ID ::= 82
id-FACH-InfoForUESelectedS-CCPCH-CTCH-ResourceRspTDD	ProtocolIE-ID ::= 83
id-Guaranteed-Rate-Information	ProtocolIE-ID ::= 41
id-IMSI	ProtocolIE-ID ::= 84
id-HCS-Prio	ProtocolIE-ID ::= 311
id-L3-Information	ProtocolIE-ID ::= 85
id-AdjustmentPeriod	ProtocolIE-ID ::= 90
id-MaxAdjustmentStep	ProtocolIE-ID ::= 91
id-MeasurementFilterCoefficient	ProtocolIE-ID ::= 92
id-MessageStructure	ProtocolIE-ID ::= 57
id-MeasurementID	ProtocolIE-ID ::= 93
id-Neighbouring-GSM-CellInformation	ProtocolIE-ID ::= 13
id-Neighbouring-UMTS-CellInformationItem	ProtocolIE-ID ::= 95
id-NRT-Load-Information-Value	ProtocolIE-ID ::= 305
id-NRT-Load-Information-Value-IncrDecrThres	ProtocolIE-ID ::= 306
id-PagingArea-PagingRqst	ProtocolIE-ID ::= 102
id-FACH-FlowControlInformation	ProtocolIE-ID ::= 103
id-PartialReportingIndicator	ProtocolIE-ID ::= 472
id-Permanent-NAS-UE-Identity	ProtocolIE-ID ::= 17
id-PowerAdjustmentType	ProtocolIE-ID ::= 107
id-RANAP-RelocationInformation	ProtocolIE-ID ::= 109
id-RL-Information-PhyChReconfRqstFDD	ProtocolIE-ID ::= 110
id-RL-Information-PhyChReconfRqstTDD	ProtocolIE-ID ::= 111
id-RL-Information-RL-AdditionRqstFDD	ProtocolIE-ID ::= 112
id-RL-Information-RL-AdditionRqstTDD	ProtocolIE-ID ::= 113
id-RL-Information-RL-DeletionRqst	ProtocolIE-ID ::= 114
id-RL-Information-RL-FailureInd	ProtocolIE-ID ::= 115
id-RL-Information-RL-ReconfPrepFDD	ProtocolIE-ID ::= 116
id-RL-Information-RL-RestoreInd	ProtocolIE-ID ::= 117
id-RL-Information-RL-SetupRqstFDD	ProtocolIE-ID ::= 118
id-RL-Information-RL-SetupRqstTDD	ProtocolIE-ID ::= 119
id-RL-InformationItem-RL-CongestInd	ProtocolIE-ID ::= 55
id-RL-InformationItem-DM-Rprt	ProtocolIE-ID ::= 120
id-RL-InformationItem-DM-Rqst	ProtocolIE-ID ::= 121
id-RL-InformationItem-DM-Rsp	ProtocolIE-ID ::= 122
id-RL-InformationItem-RL-PreemptRequiredInd	ProtocolIE-ID ::= 2
id-RL-InformationItem-RL-SetupRqstFDD	ProtocolIE-ID ::= 123
id-RL-InformationList-RL-CongestInd	ProtocolIE-ID ::= 56
id-RL-InformationList-RL-AdditionRqstFDD	ProtocolIE-ID ::= 124
id-RL-InformationList-RL-DeletionRqst	ProtocolIE-ID ::= 125
id-RL-InformationList-RL-PreemptRequiredInd	ProtocolIE-ID ::= 1
id-RL-InformationList-RL-ReconfPrepFDD	ProtocolIE-ID ::= 126
id-RL-InformationResponse-RL-AdditionRspTDD	ProtocolIE-ID ::= 127
id-RL-InformationResponse-RL-ReconfReadyTDD	ProtocolIE-ID ::= 128
id-RL-InformationResponse-RL-SetupRspTDD	ProtocolIE-ID ::= 129
id-RL-InformationResponseItem-RL-AdditionRspFDD	ProtocolIE-ID ::= 130
id-RL-InformationResponseItem-RL-ReconfReadyFDD	ProtocolIE-ID ::= 131
id-RL-InformationResponseItem-RL-ReconfRspFDD	ProtocolIE-ID ::= 132
id-RL-InformationResponseItem-RL-SetupRspFDD	ProtocolIE-ID ::= 133
id-RL-InformationResponseList-RL-AdditionRspFDD	ProtocolIE-ID ::= 134
id-RL-InformationResponseList-RL-ReconfReadyFDD	ProtocolIE-ID ::= 135
id-RL-InformationResponseList-RL-ReconfRspFDD	ProtocolIE-ID ::= 136
id-RL-InformationResponseList-RL-ReconfRspTDD	ProtocolIE-ID ::= 28
id-RL-InformationResponseList-RL-SetupRspFDD	ProtocolIE-ID ::= 137
id-RL-ReconfigurationFailure-RL-ReconfFail	ProtocolIE-ID ::= 141

id-RL-Set-InformationItem-DM-Rprt	ProtocolIE-ID ::= 143
id-RL-Set-InformationItem-DM-Rqst	ProtocolIE-ID ::= 144
id-RL-Set-InformationItem-DM-Rsp	ProtocolIE-ID ::= 145
id-RL-Set-Information-RL-FailureInd	ProtocolIE-ID ::= 146
id-RL-Set-Information-RL-RestoreInd	ProtocolIE-ID ::= 147
id-RL-Set-Successful-InformationItem-DM-Fail	ProtocolIE-ID ::= 473
id-RL-Set-Unsuccessful-InformationItem-DM-Fail	ProtocolIE-ID ::= 474
id-RL-Set-Unsuccessful-InformationItem-DM-Fail-Ind	ProtocolIE-ID ::= 475
id-RL-Successful-InformationItem-DM-Fail	ProtocolIE-ID ::= 476
id-RL-Unsuccessful-InformationItem-DM-Fail	ProtocolIE-ID ::= 477
id-RL-Unsuccessful-InformationItem-DM-Fail-Ind	ProtocolIE-ID ::= 478
id-ReportCharacteristics	ProtocolIE-ID ::= 152
id-Reporting-Object-RL-FailureInd	ProtocolIE-ID ::= 153
id-Reporting-Object-RL-RestoreInd	ProtocolIE-ID ::= 154
id-RT-Load-Value	ProtocolIE-ID ::= 307
id-RT-Load-Value-IncrDecrThres	ProtocolIE-ID ::= 308
id-S-RNTI	ProtocolIE-ID ::= 155
id-ResetIndicator	ProtocolIE-ID ::= 244
id-RNC-ID	ProtocolIE-ID ::= 245
id-SAI	ProtocolIE-ID ::= 156
id-SRNC-ID	ProtocolIE-ID ::= 157
id-SuccessfulRL-InformationResponse-RL-AdditionFailureFDD	ProtocolIE-ID ::= 159
id-SuccessfulRL-InformationResponse-RL-SetupFailureFDD	ProtocolIE-ID ::= 160
id-TransportBearerID	ProtocolIE-ID ::= 163
id-TransportBearerRequestIndicator	ProtocolIE-ID ::= 164
id-TransportLayerAddress	ProtocolIE-ID ::= 165
id-TypeOfError	ProtocolIE-ID ::= 140
id-UC-ID	ProtocolIE-ID ::= 166
id-UL-CCTrCH-AddInformation-RL-ReconfPrepTDD	ProtocolIE-ID ::= 167
id-UL-CCTrCH-InformationAddList-RL-ReconfPrepTDD	ProtocolIE-ID ::= 169
id-UL-CCTrCH-InformationItem-RL-SetupRqstTDD	ProtocolIE-ID ::= 171
id-UL-CCTrCH-InformationList-RL-SetupRqstTDD	ProtocolIE-ID ::= 172
id-UL-CCTrCH-InformationListIE-PhyChReconfRqstTDD	ProtocolIE-ID ::= 173
id-UL-CCTrCH-InformationListIE-RL-AdditionRspTDD	ProtocolIE-ID ::= 174
id-UL-CCTrCH-InformationListIE-RL-ReconfReadyTDD	ProtocolIE-ID ::= 175
id-UL-CCTrCH-InformationListIE-RL-SetupRspTDD	ProtocolIE-ID ::= 176
id-UL-DPCH-Information-RL-ReconfPrepFDD	ProtocolIE-ID ::= 177
id-UL-DPCH-Information-RL-ReconfRqstFDD	ProtocolIE-ID ::= 178
id-UL-DPCH-Information-RL-SetupRqstFDD	ProtocolIE-ID ::= 179
id-UL-DPCH-InformationItem-PhyChReconfRqstTDD	ProtocolIE-ID ::= 180
id-UL-DPCH-InformationItem-RL-AdditionRspTDD	ProtocolIE-ID ::= 181
id-UL-DPCH-InformationItem-RL-SetupRspTDD	ProtocolIE-ID ::= 182
id-UL-DPCH-InformationAddListIE-RL-ReconfReadyTDD	ProtocolIE-ID ::= 183
id-UL-SIRTarget	ProtocolIE-ID ::= 184
id-URA-Information	ProtocolIE-ID ::= 185
id-UnsuccessfulRL-InformationResponse-RL-AdditionFailureFDD	ProtocolIE-ID ::= 188
id-UnsuccessfulRL-InformationResponse-RL-SetupFailureFDD	ProtocolIE-ID ::= 189
id-UnsuccessfulRL-InformationResponse-RL-SetupFailureTDD	ProtocolIE-ID ::= 190
id-Active-Pattern-Sequence-Information	ProtocolIE-ID ::= 193
id-AdjustmentRatio	ProtocolIE-ID ::= 194
id-CauseLevel-RL-AdditionFailureFDD	ProtocolIE-ID ::= 197
id-CauseLevel-RL-AdditionFailureTDD	ProtocolIE-ID ::= 198
id-CauseLevel-RL-ReconfFailure	ProtocolIE-ID ::= 199
id-CauseLevel-RL-SetupFailureFDD	ProtocolIE-ID ::= 200
id-CauseLevel-RL-SetupFailureTDD	ProtocolIE-ID ::= 201
id-DL-CCTrCH-InformationDeleteItem-RL-ReconfPrepTDD	ProtocolIE-ID ::= 205
id-DL-CCTrCH-InformationModifyItem-RL-ReconfPrepTDD	ProtocolIE-ID ::= 206
id-DL-CCTrCH-InformationModifyItem-RL-ReconfRqstTDD	ProtocolIE-ID ::= 207
id-DL-CCTrCH-InformationDeleteList-RL-ReconfPrepTDD	ProtocolIE-ID ::= 208
id-DL-CCTrCH-InformationModifyList-RL-ReconfPrepTDD	ProtocolIE-ID ::= 209
id-DL-CCTrCH-InformationModifyList-RL-ReconfRqstTDD	ProtocolIE-ID ::= 210
id-DL-DPCH-InformationAddListIE-RL-ReconfReadyTDD	ProtocolIE-ID ::= 212
id-DL-DPCH-InformationDeleteListIE-RL-ReconfReadyTDD	ProtocolIE-ID ::= 213
id-DL-DPCH-InformationModifyListIE-RL-ReconfReadyTDD	ProtocolIE-ID ::= 214
id-DSCHs-to-Add-TDD	ProtocolIE-ID ::= 215
id-DSCHs-to-Add-FDD	ProtocolIE-ID ::= 216
id-DSCH-DeleteList-RL-ReconfPrepTDD	ProtocolIE-ID ::= 217
id-DSCH-Delete-RL-ReconfPrepFDD	ProtocolIE-ID ::= 218
id-DSCH-FDD-Information	ProtocolIE-ID ::= 219
id-DSCH-InformationListIE-RL-AdditionRspTDD	ProtocolIE-ID ::= 220
id-DSCH-InformationListIEs-RL-SetupRspTDD	ProtocolIE-ID ::= 221
id-DSCH-TDD-Information	ProtocolIE-ID ::= 222
id-DSCH-FDD-InformationResponse	ProtocolIE-ID ::= 223
id-DSCH-Information-RL-SetupRqstFDD	ProtocolIE-ID ::= 226
id-DSCH-ModifyList-RL-ReconfPrepTDD	ProtocolIE-ID ::= 227
id-DSCH-Modify-RL-ReconfPrepFDD	ProtocolIE-ID ::= 228
id-DSCH-Specific-FDD-Additional-List	ProtocolIE-ID ::= 324
id-DSCHsToBeAddedOrModified-FDD	ProtocolIE-ID ::= 229

id-DSCHToBeAddedOrModifiedList-RL-ReconfReadyTDD	ProtocolIE-ID ::= 230
id-EnhancedDSCHPC	ProtocolIE-ID ::= 29
id-EnhancedDSCHPCIndicator	ProtocolIE-ID ::= 225
id-GA-Cell	ProtocolIE-ID ::= 232
id-GA-CellAdditionalShapes	ProtocolIE-ID ::= 3
id-Unused-ProtocolIE-ID-246SSDT-CellIDforEDSCHPC	
ProtocolIE-ID ::= 246	
id-Transmission-Gap-Pattern-Sequence-Information	ProtocolIE-ID ::= 255
id-UL-CCTrCH-DeleteInformation-RL-ReconfPrepTDD	ProtocolIE-ID ::= 256
id-UL-CCTrCH-ModifyInformation-RL-ReconfPrepTDD	ProtocolIE-ID ::= 257
id-UL-CCTrCH-InformationModifyItem-RL-ReconfRqstTDD	ProtocolIE-ID ::= 258
id-UL-CCTrCH-InformationDeleteList-RL-ReconfPrepTDD	ProtocolIE-ID ::= 259
id-UL-CCTrCH-InformationModifyList-RL-ReconfPrepTDD	ProtocolIE-ID ::= 260
id-UL-CCTrCH-InformationModifyList-RL-ReconfRqstTDD	ProtocolIE-ID ::= 261
id-UL-CCTrCH-InformationDeleteItem-RL-ReconfRqstTDD	ProtocolIE-ID ::= 262
id-UL-CCTrCH-InformationDeleteList-RL-ReconfRqstTDD	ProtocolIE-ID ::= 263
id-UL-DPCH-InformationDeleteListIE-RL-ReconfReadyTDD	ProtocolIE-ID ::= 264
id-UL-DPCH-InformationModifyListIE-RL-ReconfReadyTDD	ProtocolIE-ID ::= 265
id-UnsuccessfulRL-InformationResponse-RL-AdditionFailureTDD	ProtocolIE-ID ::= 266
id-USCHs-to-Add	ProtocolIE-ID ::= 267
id-USCH-DeleteList-RL-ReconfPrepTDD	ProtocolIE-ID ::= 268
id-USCH-InformationListIE-RL-AdditionRspTDD	ProtocolIE-ID ::= 269
id-USCH-InformationListIEs-RL-SetupRspTDD	ProtocolIE-ID ::= 270
id-USCH-Information	ProtocolIE-ID ::= 271
id-USCH-ModifyList-RL-ReconfPrepTDD	ProtocolIE-ID ::= 272
id-USCHToBeAddedOrModifiedList-RL-ReconfReadyTDD	ProtocolIE-ID ::= 273
id-DL-Physical-Channel-Information-RL-SetupRqstTDD	ProtocolIE-ID ::= 274
id-UL-Physical-Channel-Information-RL-SetupRqstTDD	ProtocolIE-ID ::= 275
id-ClosedLoopModel-SupportIndicator	ProtocolIE-ID ::= 276
id-ClosedLoopMode2-SupportIndicator	ProtocolIE-ID ::= 277
id-STTD-SupportIndicator	ProtocolIE-ID ::= 279
id-CFNReportingIndicator	ProtocolIE-ID ::= 14
id-CNOriginatedPage-PagingRqst	ProtocolIE-ID ::= 23
id-InnerLoopDLPCStatus	ProtocolIE-ID ::= 24
id-PropagationDelay	ProtocolIE-ID ::= 25
id-RxTimingDeviationForTA	ProtocolIE-ID ::= 36
id-timeSlot-ISCP	ProtocolIE-ID ::= 37
id-CCTrCH-InformationItem-RL-FailureInd	ProtocolIE-ID ::= 15
id-CCTrCH-InformationItem-RL-RestoreInd	ProtocolIE-ID ::= 16
id-CommonMeasurementAccuracy	ProtocolIE-ID ::= 280
id-CommonMeasurementObjectType-CM-Rprt	ProtocolIE-ID ::= 281
id-CommonMeasurementObjectType-CM-Rqst	ProtocolIE-ID ::= 282
id-CommonMeasurementObjectType-CM-Rsp	ProtocolIE-ID ::= 283
id-CommonMeasurementType	ProtocolIE-ID ::= 284
id-CongestionCause	ProtocolIE-ID ::= 18
id-SFN	ProtocolIE-ID ::= 285
id-SFNReportingIndicator	ProtocolIE-ID ::= 286
id-InformationExchangeID	ProtocolIE-ID ::= 287
id-InformationExchangeObjectType-InfEx-Rprt	ProtocolIE-ID ::= 288
id-InformationExchangeObjectType-InfEx-Rqst	ProtocolIE-ID ::= 289
id-InformationExchangeObjectType-InfEx-Rsp	ProtocolIE-ID ::= 290
id-InformationReportCharacteristics	ProtocolIE-ID ::= 291
id-InformationType	ProtocolIE-ID ::= 292
id-neighbouring-LCR-TDD-CellInformation	ProtocolIE-ID ::= 58
id-DL-Timeslot-ISCP-LCR-Information-RL-SetupRqstTDD	ProtocolIE-ID ::= 65
id-RL-LCR-InformationResponse-RL-SetupRspTDD	ProtocolIE-ID ::= 66
id-UL-CCTrCH-LCR-InformationListIE-RL-SetupRspTDD	ProtocolIE-ID ::= 75
id-UL-DPCH-LCR-InformationItem-RL-SetupRspTDD	ProtocolIE-ID ::= 76
id-DL-CCTrCH-LCR-InformationListIE-RL-SetupRspTDD	ProtocolIE-ID ::= 77
id-DL-DPCH-LCR-InformationItem-RL-SetupRspTDD	ProtocolIE-ID ::= 78
id-DSCH-LCR-InformationListIEs-RL-SetupRspTDD	ProtocolIE-ID ::= 79
id-USCH-LCR-InformationListIEs-RL-SetupRspTDD	ProtocolIE-ID ::= 80
id-DL-Timeslot-ISCP-LCR-Information-RL-AdditionRqstTDD	ProtocolIE-ID ::= 81
id-RL-LCR-InformationResponse-RL-AdditionRspTDD	ProtocolIE-ID ::= 86
id-UL-CCTrCH-LCR-InformationListIE-RL-AdditionRspTDD	ProtocolIE-ID ::= 87
id-UL-DPCH-LCR-InformationItem-RL-AdditionRspTDD	ProtocolIE-ID ::= 88
id-DL-CCTrCH-LCR-InformationListIE-RL-AdditionRspTDD	ProtocolIE-ID ::= 89
id-DL-DPCH-LCR-InformationItem-RL-AdditionRspTDD	ProtocolIE-ID ::= 94
id-DSCH-LCR-InformationListIEs-RL-AdditionRspTDD	ProtocolIE-ID ::= 96
id-USCH-LCR-InformationListIEs-RL-AdditionRspTDD	ProtocolIE-ID ::= 97
id-UL-DPCH-LCR-InformationAddListIE-RL-ReconfReadyTDD	ProtocolIE-ID ::= 98
id-UL-Timeslot-LCR-InformationModifyList-RL-ReconfReadyTDD	ProtocolIE-ID ::= 100
id-DL-DPCH-LCR-InformationAddListIE-RL-ReconfReadyTDD	ProtocolIE-ID ::= 101
id-DL-Timeslot-LCR-InformationModifyList-RL-ReconfReadyTDD	ProtocolIE-ID ::= 104
id-UL-Timeslot-LCR-InformationList-PhyChReconfRqstTDD	ProtocolIE-ID ::= 105
id-DL-Timeslot-LCR-InformationList-PhyChReconfRqstTDD	ProtocolIE-ID ::= 106
id-timeSlot-ISCP-LCR-List-DL-PC-Rqst-TDD	ProtocolIE-ID ::= 138
id-TSTD-Support-Indicator-RL-SetupRqstTDD	ProtocolIE-ID ::= 139

id-RestrictionStateIndicator	ProtocolIE-ID ::= 142
id-Load-Value	ProtocolIE-ID ::= 233
id-Load-Value-IncrDecrThres	ProtocolIE-ID ::= 234
id-OnModification	ProtocolIE-ID ::= 235
id-Received-Total-Wideband-Power-Value	ProtocolIE-ID ::= 236
id-Received-Total-Wideband-Power-Value-IncrDecrThres	ProtocolIE-ID ::= 237
id-SFNMeasurementThresholdInformation	ProtocolIE-ID ::= 238
id-Transmitted-Carrier-Power-Value	ProtocolIE-ID ::= 239
id-Transmitted-Carrier-Power-Value-IncrDecrThres	ProtocolIE-ID ::= 240
id-TUTRANGPSMeasurementThresholdInformation	ProtocolIE-ID ::= 241
id-UL-Timeslot-ISCP-Value	ProtocolIE-ID ::= 242
id-UL-Timeslot-ISCP-Value-IncrDecrThres	ProtocolIE-ID ::= 243
id-Rx-Timing-Deviation-Value-LCR	ProtocolIE-ID ::= 293
id-DPC-Mode-Change-SupportIndicator	ProtocolIE-ID ::= 19
id-SplitType	ProtocolIE-ID ::= 247
id-LengthOfTFCI2	ProtocolIE-ID ::= 295
id-PrimaryCCPCH-RSCP-RL-ReconfPrepTDD	ProtocolIE-ID ::= 202
id-DL-TimeSlot-ISCP-Info-RL-ReconfPrepTDD	ProtocolIE-ID ::= 203
id-DL-TimeSlot-ISCP-LCR-Information-RL-ReconfPrepTDD	ProtocolIE-ID ::= 204
id-DSCH-RNTI	ProtocolIE-ID ::= 249
id-DL-PowerBalancing-Information	ProtocolIE-ID ::= 296
id-DL-PowerBalancing-ActivationIndicator	ProtocolIE-ID ::= 297
id-DL-PowerBalancing-UpdatedIndicator	ProtocolIE-ID ::= 298
id-DL-ReferencePowerInformation	ProtocolIE-ID ::= 299
id-Enhanced-PrimaryCPICH-EcNo	ProtocolIE-ID ::= 224
id-IPDL-TDD-ParametersLCR	ProtocolIE-ID ::= 252
id-CellCapabilityContainer-FDD	ProtocolIE-ID ::= 300
id-CellCapabilityContainer-TDD	ProtocolIE-ID ::= 301
id-CellCapabilityContainer-TDD-LCR	ProtocolIE-ID ::= 302
id-RL-Specific-DCH-Info	ProtocolIE-ID ::= 317
id-RL-ReconfigurationRequestFDD-RL-InformationList	ProtocolIE-ID ::= 318
id-RL-ReconfigurationRequestFDD-RL-Information-IEs	ProtocolIE-ID ::= 319
id-RL-ReconfigurationRequestTDD-RL-Information	ProtocolIE-ID ::= 321
id-CommonTransportChannelResourcesInitialisationNotRequired	ProtocolIE-ID ::= 250
id-DelayedActivation	ProtocolIE-ID ::= 312
id-DelayedActivationList-RL-ActivationCmdFDD	ProtocolIE-ID ::= 313
id-DelayedActivationInformation-RL-ActivationCmdFDD	ProtocolIE-ID ::= 314
id-DelayedActivationList-RL-ActivationCmdTDD	ProtocolIE-ID ::= 315
id-DelayedActivationInformation-RL-ActivationCmdTDD	ProtocolIE-ID ::= 316
id-neighbouringTDDCellMeasurementInformationLCR	ProtocolIE-ID ::= 251
id-UL-SIR-Target-CCTrCH-InformationItem-RL-SetupRspTDD	ProtocolIE-ID ::= 150
id-UL-SIR-Target-CCTrCH-LCR-InformationItem-RL-SetupRspTDD	ProtocolIE-ID ::= 151
id-PrimCCPCH-RSCP-DL-PC-RqstTDD	ProtocolIE-ID ::= 451
id-HSDSCH-FDD-Information	ProtocolIE-ID ::= 452
id-HSDSCH-FDD-Information-Response	ProtocolIE-ID ::= 453
id-HSDSCH-FDD-Update-Information	ProtocolIE-ID ::= 466
id-HSDSCH-Information-to-Modify	ProtocolIE-ID ::= 456
id-HSDSCHMacdFlowSpecificInformationList-RL-PreemptRequiredInd	ProtocolIE-ID ::= 516
id-HSDSCHMacdFlowSpecificInformationItem-RL-PreemptRequiredInd	ProtocolIE-ID ::= 517
id-HSDSCH-RNTI	ProtocolIE-ID ::= 457
id-HSDSCH-TDD-Information	ProtocolIE-ID ::= 458
id-HSDSCH-TDD-Information-Response	ProtocolIE-ID ::= 459
id-HSDSCH-TDD-Update-Information	ProtocolIE-ID ::= 467
id-HSPDSCH-RL-ID	ProtocolIE-ID ::= 463
id-HSDSCH-MACdFlows-to-Add	ProtocolIE-ID ::= 531
id-HSDSCH-MACdFlows-to-Delete	ProtocolIE-ID ::= 532
id-Angle-Of-Arrival-Value-LCR	ProtocolIE-ID ::= 148
id-TrafficClass	ProtocolIE-ID ::= 158
id-TFCI-PC-SupportIndicator	ProtocolIE-ID ::= 248
id-Unused-Protocol-ID-253Qch-Parameter	
ProtocolIE-ID ::= 253	
id-PDSCH-RL-ID	ProtocolIE-ID ::= 323
id-TimeSlot-RL-SetupRspTDD	ProtocolIE-ID ::= 325
id-GERAN-Cell-Capability	ProtocolIE-ID ::= 468
id-GERAN-Classmark	ProtocolIE-ID ::= 469
id-DSCH-InitialWindowSize	ProtocolIE-ID ::= 480
id-UL-Synchronisation-Parameters-LCR	ProtocolIE-ID ::= 464
id-SNA-Information	ProtocolIE-ID ::= 479
id-MACHs-ResetIndicator	ProtocolIE-ID ::= 465
id-TDD-DL-DPCH-TimeSlotFormatModifyItem-LCR-RL-ReconfReadyTDD	ProtocolIE-ID ::= 481
id-TDD-UL-DPCH-TimeSlotFormatModifyItem-LCR-RL-ReconfReadyTDD	ProtocolIE-ID ::= 482
id-TDD-TPC-UplinkStepSize-LCR-RL-SetupRqstTDD	ProtocolIE-ID ::= 483
id-UL-CCTrCH-InformationList-RL-AdditionRqstTDD	ProtocolIE-ID ::= 484
id-UL-CCTrCH-InformationItem-RL-AdditionRqstTDD	ProtocolIE-ID ::= 485
id-DL-CCTrCH-InformationList-RL-AdditionRqstTDD	ProtocolIE-ID ::= 486
id-DL-CCTrCH-InformationItem-RL-AdditionRqstTDD	ProtocolIE-ID ::= 487
id-TDD-TPC-UplinkStepSize-InformationAdd-LCR-RL-ReconfPrepTDD	ProtocolIE-ID ::= 488
id-TDD-TPC-UplinkStepSize-InformationModify-LCR-RL-ReconfPrepTDD	ProtocolIE-ID ::= 489

id-TDD-TPC-DownlinkStepSize-InformationAdd-RL-ReconfPrepTDD	ProtocolIE-ID ::= 490
id-TDD-TPC-DownlinkStepSize-InformationModify-RL-ReconfPrepTDD	ProtocolIE-ID ::= 491
id-UL-TimingAdvanceCtrl-LCR	ProtocolIE-ID ::= 492
id-HSPDSCH-Timeslot-InformationList-PhyChReconfRqstTDD	ProtocolIE-ID ::= 493
id-HSPDSCH-Timeslot-InformationListLCR-PhyChReconfRqstTDD	ProtocolIE-ID ::= 494
id-HS-SICH-Reception-Quality	ProtocolIE-ID ::= 495
id-HS-SICH-Reception-Quality-Measurement-Value	ProtocolIE-ID ::= 496
id-HSSICH-Info-DM-Rprt	ProtocolIE-ID ::= 497
id-HSSICH-Info-DM-Rqst	ProtocolIE-ID ::= 498
id-HSSICH-Info-DM	ProtocolIE-ID ::= 499
id-CCTrCH-Maximum-DL-Power-RL-SetupRspTDD	ProtocolIE-ID ::= 500
id-CCTrCH-Minimum-DL-Power-RL-SetupRspTDD	ProtocolIE-ID ::= 501
id-CCTrCH-Maximum-DL-Power-RL-AdditionRspTDD	ProtocolIE-ID ::= 502
id-CCTrCH-Minimum-DL-Power-RL-AdditionRspTDD	ProtocolIE-ID ::= 503
id-CCTrCH-Maximum-DL-Power-RL-ReconfReadyTDD	ProtocolIE-ID ::= 504
id-CCTrCH-Minimum-DL-Power-RL-ReconfReadyTDD	ProtocolIE-ID ::= 505
id-Maximum-DL-Power-TimeslotLCR-InformationModifyItem-RL-ReconfReadyTDD	ProtocolIE-ID ::= 506
id-Minimum-DL-Power-TimeslotLCR-InformationModifyItem-RL-ReconfReadyTDD	ProtocolIE-ID ::= 507
id-DL-CCTrCH-InformationList-RL-ReconfRspTDD	ProtocolIE-ID ::= 508
id-DL-DPCH-InformationModifyItem-LCR-RL-ReconfRspTDD	ProtocolIE-ID ::= 509
id-Maximum-DL-Power-TimeslotLCR-InformationItem	ProtocolIE-ID ::= 510
id-Minimum-DL-Power-TimeslotLCR-InformationItem	ProtocolIE-ID ::= 511
id-TDD-Support-8PSK	ProtocolIE-ID ::= 512
id-TDD-maxNrDLPhysicalchannels	ProtocolIE-ID ::= 513
id-ExtendedGSMCellIndividualOffset	ProtocolIE-ID ::= 514
id-RL-ParameterUpdateIndicationFDD-RL-InformationList	ProtocolIE-ID ::= 518
id-Primary-CPICH-Usage-For-Channel-Estimation	ProtocolIE-ID ::= 519
id-Secondary-CPICH-Information-Change	ProtocolIE-ID ::= 521
id-UE-Support-Of-Dedicated-Pilots-For-Channel-Estimation	ProtocolIE-ID ::= 522
id-UE-Support-Of-Dedicated-Pilots-For-Channel-Estimation-Of-HS-DSCH	ProtocolIE-ID ::= 523
id-RL-ParameterUpdateIndicationFDD-RL-Information-Item	ProtocolIE-ID ::= 524
id-Phase-Reference-Update-Indicator	ProtocolIE-ID ::= 525
id-Unidirectional-DCH-Indicator	ProtocolIE-ID ::= 526
id-RL-Information-RL-ReconfPrepTDD	ProtocolIE-ID ::= 527
id-Multiple-RL-InformationResponse-RL-ReconfReadyTDD	ProtocolIE-ID ::= 528
id-RL-ReconfigurationResponseTDD-RL-Information	ProtocolIE-ID ::= 529
id-Satellite-Almanac-Information-ExtItem	ProtocolIE-ID ::= 530
id-HSDSCH-Information-to-Modify-Unsynchronised	ProtocolIE-ID ::= 533
id-TnIQos	ProtocolIE-ID ::= 534
id-RTLloadValue	ProtocolIE-ID ::= 535
id-NRTLloadInformationValue	ProtocolIE-ID ::= 536
id-PrimaryCCPCH-RSCP-Delta	ProtocolIE-ID ::= 539

END

CHANGE REQUEST

25.423 CR 1075 # rev 1 # Current version: 6.5.0

For **HELP** on using this form, see bottom of this page or look at the pop-up text over the # symbols.

Proposed change affects: UICC apps ME Radio Access Network Core Network

Title:	# Feature Clean-up: Removal of SSDT		
Source:	# RAN3		
Work item code:	# TEI5	Date:	# 09/05/2005
Category:	# C	Release:	# Rel-6
	Use <u>one</u> of the following categories: F (correction) A (corresponds to a correction in an earlier release) B (addition of feature), C (functional modification of feature) D (editorial modification) Detailed explanations of the above categories can be found in 3GPP TR 21.900 .		Use <u>one</u> of the following releases: Ph2 (GSM Phase 2) R96 (Release 1996) R97 (Release 1997) R98 (Release 1998) R99 (Release 1999) Rel-4 (Release 4) Rel-5 (Release 5) Rel-6 (Release 6) Rel-7 (Release 7)

Reason for change:	# Removal of SSDT
Summary of change:	# REV1: - Updated for reflecting the agreements. ----- REV0: SSDT is removed from the specification.
Consequences if not approved:	#

Clauses affected:	# 3.3, 4.4, 8.3.1.2, 8.3.2.2, 8.3.4.2, 8.3.4.4, 9.1.3.1, 9.1.6.1, 9.1.11.1, 9.2.2.34a, 9.2.2.36, 9.2.2.40, 9.2.2.40A, 9.2.2.41, 9.2.2.42, 9.3.3, 9.3.4, 9.3.6																								
Other specs affected:	<table style="width: 100%;"> <tr> <td style="width: 10%;"></td> <td style="width: 10%; text-align: center;">Y</td> <td style="width: 10%; text-align: center;">N</td> <td style="width: 10%;"></td> <td style="width: 10%;"></td> <td style="width: 10%;"></td> </tr> <tr> <td></td> <td style="text-align: center;">X</td> <td style="text-align: center;"></td> <td>Other core specifications</td> <td>#</td> <td>25.101, 25.104, 25.141, 25.211, 25.214, 25.331, 25.433, 25.922, 25.931</td> </tr> <tr> <td></td> <td style="text-align: center;"></td> <td style="text-align: center;">X</td> <td>Test specifications</td> <td></td> <td></td> </tr> <tr> <td></td> <td style="text-align: center;"></td> <td style="text-align: center;">X</td> <td>O&M Specifications</td> <td></td> <td></td> </tr> </table>		Y	N					X		Other core specifications	#	25.101, 25.104, 25.141, 25.211, 25.214, 25.331, 25.433, 25.922, 25.931			X	Test specifications					X	O&M Specifications		
	Y	N																							
	X		Other core specifications	#	25.101, 25.104, 25.141, 25.211, 25.214, 25.331, 25.433, 25.922, 25.931																				
		X	Test specifications																						
		X	O&M Specifications																						
Other comments:	#																								

How to create CRs using this form:

Comprehensive information and tips about how to create CRs can be found at <http://www.3gpp.org/specs/CR.htm>. Below is a brief summary:

- 1) Fill out the above form. The symbols above marked ☹ contain pop-up help information about the field that they are closest to.
- 2) Obtain the latest version for the release of the specification to which the change is proposed. Use the MS Word "revision marks" feature (also known as "track changes") when making the changes. All 3GPP specifications can be downloaded from the 3GPP server under <ftp://ftp.3gpp.org/specs/> For the latest version, look for the directory name with the latest date e.g. 2001-03 contains the specifications resulting from the March 2001 TSG meetings.
- 3) With "track changes" disabled, paste the entire CR form (use CTRL-A to select it) into the specification just in front of the clause containing the first piece of changed text. Delete those parts of the specification which are not relevant to the change request.

3.3 Abbreviations

For the purposes of the present document, the following abbreviations apply:

A-GPS	Assisted-GPS
ALCAP	Access Link Control Application Part
APN	Access Point Name
ASN.1	Abstract Syntax Notation One
BER	Bit Error Rate
BLER	Block Error Rate
BSS	Base Station Subsystem
CBSS	Controlling BSS
CCCH	Common Control Channel
CCPCH	Common Control Physical Channel
CCTrCH	Coded Composite Transport Channel
CFN	Connection Frame Number
C-ID	Cell Identifier
CM	Compressed Mode
CN	Core Network
CPCH	Common Packet Channel
CPICH	Common Pilot Channel
CRNC	Controlling RNC
DBSS	Drift BSS
C-RNTI	Cell Radio Network Temporary Identifier
CS	Circuit Switched
CTFC	Calculated Transport Format Combination DCH Dedicated Channel
DGPS	Differential GPS
DL	Downlink
DPC	Downlink Power Control
DPCCH	Dedicated Physical Control Channel
DPCH	Dedicated Physical Channel
DPDCH	Dedicated Physical Data Channel
DRAC	Dynamic Radio Access Control
DRNC	Drift RNC
DRNS	Drift RNS
D-RNTI	Drift Radio Network Temporary Identifier
DRX	Discontinuous Reception
DSCH	Downlink Shared Channel
E_c	Energy in single Code
E-DCH	Enhanced UL DCH
EDSCHPC	Enhanced Downlink Shared Channel Power Control
EP	Elementary Procedure
FACH	Forward Access Channel
FDD	Frequency Division Duplex
F-DPCH	Fractional DPCH
FN	Frame Number
FP	Frame Protocol
GERAN	GSM EDGE Radio Access Network
GA	Geographical Area
GAI	Geographical Area Identifier
GPS	Global Positioning System
GRA	GERAN Registration Area
GSM	Global System Mobile
HSDPA	High Speed Downlink Packet Access
HW	Hardware
IB	Information Block
ID	Identity or Identifier
IE	Information Element
IMSI	International Mobile Subscriber Identity
IP	Internet Protocol
IPDL	Idle Period DownLink

ISCP	Interference Signal Code Power
LAC	Location Area Code
LCR	Low Chip Rate (1.28 Mcps)
LCS	Location Services
MAC	Medium Access Control
MBMS	Multimedia Broadcast Multicast Service
MS	Mobile Station
NACC	Network Assisted Cell Change
NAS	Non Access Stratum
No	Reference Noise
NRT	Non Real Time
O&M	Operation and Maintenance
P(-)CCPCH	Primary CCPCH
PCH	Paging Channel
OTD	Observed Time Difference
P(-)CPICH	Primary CPICH
PCPCH	Physical Common Packet Channel
PCS	Personal Communication Services
PDSCH	Physical Downlink Shared Channel
PDU	Protocol Data Unit
PhCH	Physical Channel
PICH	Paging Indication Channel
Pos	Position or Positioning
PRACH	Physical Random Access Channel
PTP	Point To Point
PTM	Point To Multipoint
PS	Packet Switched
QE	Quality Estimate
RAC	Routing Area Code
RACH	Random Access Channel
RAN	Radio Access Network
RANAP	Radio Access Network Application Part
RB	Radio Bearer
RL	Radio Link
RLC	Radio Link Control
RLS	Radio Link Set
RM	Rate Matching
RNC	Radio Network Controller
RNS	Radio Network Subsystem
RNSAP	Radio Network Subsystem Application Part
RNTI	Radio Network Temporary Identifier
RRC	Radio Resource Control
RT	Real Time
RSCP	Received Signal Code Power
SBSS	Serving BSS
Rx	Receive or Reception
Sat	Satellite
SCCP	Signalling Connection Control Part
S(-)CCPCH	Secondary CCPCH
SCH	Synchronisation Channel
SCTD	Space Code Transmit Diversity
SDU	Service Data Unit
SF	System Frame
SFN	System Frame Number
SHCCH	Shared Control Channel
SIR	Signal-to-Interference Ratio
SNA	Shared Network Area
SRB2	Signalling radio bearer 2
SRNC	Serving RNC
SRNS	Serving RNS
S-RNTI	Serving Radio Network Temporary Identifier
SSDT	Site Selection Diversity Transmission

STTD	Space Time Transmit Diversity
TDD	Time Division Duplex
TF	Transport Format
TFCI	Transport Format Combination Indicator
TFCS	Transport Format Combination Set
TFS	Transport Format Set
TGCFN	Transmission Gap Connection Frame Number
TMGI	Temporary Mobile Group Identity
ToAWE	Time of Arrival Window Endpoint
ToAWS	Time of Arrival Window Startpoint
TPC	Transmit Power Control
TrCH	Transport Channel
TS	Time Slot
TSG	Technical Specification Group
TSTD	Time Switched Transmit Diversity
TTI	Transmission Time Interval
TX	Transmit or Transmission
UARFCN	UTRA Absolute Radio Frequency Channel Number
UDP	User Datagram Protocol
UC-ID	UTRAN Cell Identifier
UE	User Equipment
UL	Uplink
UMTS	Universal Mobile Telecommunications System
URA	UTRAN Registration Area
U-RNTI	UTRAN Radio Network Temporary Identifier
USCH	Uplink Shared Channel
UTRA	Universal Terrestrial Radio Access
UTRAN	Universal Terrestrial Radio Access Network

Partially omitted

4.4 Specification Notations

For the purposes of the present document, the following notations apply:

- [FDD] This tagging of a word indicates that the word preceding the tag "[FDD]" applies only to FDD. This tagging of a heading indicates that the heading preceding the tag "[FDD]" and the section following the heading applies only to FDD.
- [TDD] This tagging of a word indicates that the word preceding the tag "[TDD]" applies only to TDD, including 3.84Mcps TDD and 1.28Mcps TDD. This tagging of a heading indicates that the heading preceding the tag "[TDD]" and the section following the heading applies only to TDD, including 3.84Mcps TDD and 1.28Mcps TDD.
- [3.84Mcps TDD] This tagging of a word indicates that the word preceding the tag "[3.84Mcps TDD]" applies only to 3.84Mcps TDD. This tagging of a heading indicates that the heading preceding the tag "[3.84Mcps TDD]" and the section following the heading applies only to 3.84Mcps TDD.
- [1.28Mcps TDD] This tagging of a word indicates that the word preceding the tag "[1.28Mcps TDD]" applies only to 1.28Mcps TDD. This tagging of a heading indicates that the heading preceding the tag "[1.28Mcps TDD]" and the section following the heading applies only to 1.28Mcps TDD.
- [FDD - ...] This tagging indicates that the enclosed text following the "[FDD - " applies only to FDD. Multiple sequential paragraphs applying only to FDD are enclosed separately to enable insertion of TDD specific (or common) paragraphs between the FDD specific paragraphs.
- [TDD - ...] This tagging indicates that the enclosed text following the "[TDD - " applies only to TDD including 3.84Mcps TDD and 1.28Mcps TDD. Multiple sequential paragraphs applying only to TDD are enclosed separately to enable insertion of FDD specific (or common) paragraphs between the TDD specific paragraphs.
- [3.84Mcps TDD - ...] This tagging indicates that the enclosed text following the "[3.84Mcps TDD - " applies only to 3.84Mcps TDD. Multiple sequential paragraphs applying only to 3.84Mcps TDD are enclosed separately to enable insertion of FDD and TDD specific (or common) paragraphs between the 3.84Mcps TDD specific paragraphs.
- [1.28Mcps TDD - ...] This tagging indicates that the enclosed text following the "[1.28Mcps TDD - " applies only to 1.28Mcps TDD. Multiple sequential paragraphs applying only to 1.28Mcps TDD are enclosed separately to enable insertion of FDD and TDD specific (or common) paragraphs between the 1.28Mcps TDD specific paragraphs.
- Procedure When referring to an elementary procedure in the specification, the Procedure Name is written with the first letters in each word in upper case characters followed by the word "procedure", e.g. Radio Link Setup procedure.
- Message When referring to a message in the specification, the MESSAGE NAME is written with all letters in upper case characters followed by the word "message", e.g. RADIO LINK SETUP REQUEST message.
- IE When referring to an information element (IE) in the specification, the *Information Element Name* is written with the first letters in each word in upper case characters and all letters in Italic font followed by the abbreviation "IE", e.g. *Transport Format Set IE*.
- Value of an IE When referring to the value of an information element (IE) in the specification, the "Value" is written as it is specified in subclause 9.2 enclosed by quotation marks, e.g. "Abstract Syntax Error (Reject)" ~~-or-"SSDT Active in the UE"~~.

Partially omitted

8.3.1 Radio Link Setup

8.3.1.2 Successful Operation

Partially omitted

Radio Link Handling:

Diversity Combination Control:

[FDD - The *Diversity Control Field* IE indicates for each RL except for the first RL whether the DRNS shall combine the RL with any of the other RLs or not.

- If the *Diversity Control Field* IE is set to "May" (be combined with another RL), the DRNS shall decide for any of the alternatives.
- If the *Diversity Control Field* IE is set to "Must", the DRNS shall combine the RL with one of the other RL.
- If the *Diversity Control Field* IE is set to "Must not", the DRNS shall not combine the RL with any other existing RL.

When an RL is to be combined, the DRNS shall choose which RL(s) to combine it with.]

[FDD - The *Diversity Control Field* IE is only applicable for DCHs, in case of E-DCH it shall always be assumed to be set to "May".]

[FDD - In the RADIO LINK SETUP RESPONSE message, the DRNC shall indicate for each RL with the Diversity Indication in the *RL Information Response* IE whether the RL is combined or not.]

- [FDD - In case of not combining with a RL previously listed in the RADIO LINK SETUP RESPONSE message or for the first RL in the RADIO LINK SETUP RESPONSE message, the DRNC shall
 - in case of requested DCHs, include in the *DCH Information Response* IE in the RADIO LINK SETUP RESPONSE message the *Binding ID* IE and *Transport Layer Address* IE for the transport bearer to be established for each DCH of this RL.
 - in case of a requested E-DCH, include in the *E-DCH FDD Information Response* IE in the RADIO LINK SETUP RESPONSE message the *Binding ID* IE and the *Transport Layer Address* IE for the establishment of transport bearers for every E-DCH MAC-d flow being established.]
- [FDD - Otherwise in case of combining, the *RL ID* IE indicates (one of) the RL(s) previously listed in this RADIO LINK SETUP RESPONSE message with which the concerned RL is combined.]

[TDD - The DRNC shall always include in the RADIO LINK SETUP RESPONSE message both the *Transport Layer Address* IE and the *Binding ID* IE for the transport bearer to be established for each DCH, DSCH and USCH of the RL.]

In the case of a set of co-ordinated DCHs requiring a new transport bearer the *Binding ID* IE and the *Transport Layer Address* IE shall be included in the RADIO LINK SETUP RESPONSE message for only one of the DCHs in the set of co-ordinated DCHs.

[FDD - Transmit Diversity]:

[FDD - If the cell in which the RL is being set up is capable to provide Close loop Tx diversity, the DRNC shall include the *Closed Loop Timing Adjustment Mode* IE in the RADIO LINK SETUP RESPONSE message indicating the configured Closed loop timing adjustment mode of the cell.]

[FDD - When the *Diversity Mode* IE is set to "STTD", "Closed loop mode1", or "Closed loop mode2", the DRNC shall activate/deactivate the Transmit Diversity for each Radio Link in accordance with the *Transmit Diversity Indicator* IE].

DL Power Control:

[FDD - If both the *Initial DL TX Power* IE and *Uplink SIR Target* IE are included in the message, the DRNS shall use the indicated DL TX Power and Uplink SIR Target as initial value. If the value of the *Initial DL TX Power* IE is outside the configured DL TX power range, the DRNS shall apply these constraints when setting the initial DL TX power. The DRNS shall also include the configured DL TX power range defined by *Maximum DL TX Power* IE and *Minimum DL TX Power* IE in the RADIO LINK SETUP RESPONSE message. The DRNS shall not transmit with a power higher than indicated by the *Maximum DL TX Power* IE or lower than indicated by the *Minimum DL TX Power* IE on any DL DPCH or on the F-DPCH of the RL except, if the UE Context is configured to use DPCH in the downlink, during compressed mode, when the δP_{curr} as described in ref.[10] subclause 5.2.1.3, shall be added to the maximum DL power for the associated compressed frame.]

[FDD - If both the *Initial DL TX Power* and the *Uplink SIR Target* IEs are not included in the RADIO LINK SETUP REQUEST message, then DRNC shall determine the initial Uplink SIR Target and include it in the *Uplink SIR Target* IE in the RADIO LINK SETUP RESPONSE message.]

[TDD - The DRNC shall use the *Uplink SIR Target CCTrCH* IEs in the RADIO LINK SETUP RESPONSE message to indicate for any UL CCTrCH an Uplink SIR Target value in case this is deviating from the value included in the *Uplink SIR Target* IE specified for the Radio Link. If in any [3.84Mcps TDD - *UL CCTrCH Information* IE] [1.28Mcps TDD - *UL CCTrCH Information LCR* IE] the *Uplink SIR Target CCTrCH* IE is not included, the value of the *Uplink SIR Target* IE shall apply to the respective UL CCTrCH.]

[FDD - If the *Primary CPICH Ec/No* IE is present, the DRNC should use the indicated value when deciding the Initial DL TX Power. If the *Enhanced Primary CPICH Ec/No* IE is present, the DRNC should use the indicated value when deciding the Initial DL Tx Power.]

[TDD - If [3.84Mcps TDD - the *DL Time Slot ISCP Info* IE] [1.28Mcps TDD - the *DL Time Slot ISCP Info LCR* IE] is present, the DRNS should use the indicated value when deciding the Initial DL TX Power for the Radio Link. The DRNS shall use the indicated DL Timeslot ISCP when determining the initial DL power per timeslot as specified in [22], i.e. it shall reduce the DL TX power in those downlink timeslots of the radio link where the interference is low, and increase the DL TX power in those timeslots where the interference is high, while keeping the total downlink power in the radio link unchanged.]

[TDD - If the *Primary CCPCH RSCP Delta* IE is included, the DRNS should assume that the reported value for Primary CCPCH RSCP is in the negative range as per [24], and the value is equal to the *Primary CCPCH RSCP Delta* IE. If the *Primary CCPCH RSCP Delta* IE is not included and the *Primary CCPCH RSCP* IE is included, the DRNS should assume that the reported value is in the non-negative range as per [24], and the value is equal to the *Primary CCPCH RSCP* IE. The DRNS should use the indicated value when deciding the Initial DL TX Power for the Radio Link.]

[3.84 Mcps TDD - The DL TX power upper and lower limit is configured in the following way: The DRNC shall include the *Maximum DL TX Power* IE and *Minimum DL TX Power* IE in the RADIO LINK SETUP RESPONSE message. If the maximum or minimum power needs to be different for particular DCH type CCTrCHs, the DRNC shall include the value(s) for that CCTrCH in the *CCTrCH Maximum DL TX Power* IE and *CCTrCH Minimum DL TX Power* IE. The DRNS shall not transmit with a higher power than indicated by the appropriate *Maximum DL TX Power* IE/*CCTrCH Maximum DL TX Power* IE or lower than indicated by the appropriate *Minimum DL TX Power* IE/*CCTrCH Minimum DL TX Power* IE on any DL DPCH within each CCTrCH of the RL.]

[1.28 Mcps TDD - The DL TX power upper and lower limit is configured in the following way: The DRNC shall include the *Maximum DL TX Power* IE and *Minimum DL TX Power* IE in the RADIO LINK SETUP RESPONSE message. If the maximum or minimum power needs to be different for particular timeslots within a DCH type CCTrCH, the DRNC shall include the value(s) for that timeslot in the *Maximum DL TX Power* IE and *Minimum DL TX Power* IE within the *DL Timeslot Information LCR* IE. The DRNS shall not transmit with a higher power than indicated by the appropriate *Maximum DL TX Power* IE or lower than indicated by the appropriate *Minimum DL TX Power* IE on any DL DPCH within each timeslot of the RL.]

[1.28McpsTDD - If the *TSTD Support Indicator* IE is present, the DRNS shall apply this information when configuring the transmit diversity for the new radio link.]

[FDD - The DRNS shall start any DL transmission using the indicated DL TX power level (if received) or the decided DL TX power level on each DL channelisation code or on the F-DPCH of a RL until UL synchronisation is achieved on the Uu interface for the concerned RLS or Power Balancing is activated. No inner loop power control or power balancing shall be performed during this period. The DL power shall then

vary according to the inner loop power control (see ref.[10] subclause 5.2.1.2) and the power control procedure (see 8.3.15).]

[TDD - The DRNS shall start any DL transmission using the decided DL TX power level on each DL channelisation code and on each Time Slot of a RL until UL synchronisation is achieved on the Uu interface for the concerned RL. No inner loop power control shall be performed during this period. Then after UL synchronisation, the DL power shall vary according to the inner loop power control (see ref. [22] subclause 4.2.3.3).]

[FDD - If the received *Inner Loop DL PC Status* IE is set to "Active", the DRNS shall activate the inner loop DL power control for all RLs. If *Inner Loop DL PC Status* IE is set to "Inactive", the DRNS shall deactivate the inner loop DL power control for all RLs according to ref. [10].]

[FDD - If the *DPC Mode* IE is present in the RADIO LINK SETUP REQUEST message, the DRNC shall apply the DPC mode indicated in the message, and be prepared that the DPC mode may be changed during the lifetime of the RL. If the *DPC Mode* IE is not present in the RADIO LINK SETUP REQUEST message, DPC mode 0 shall be applied (see ref. [10]).]

[FDD - If the RADIO LINK SETUP REQUEST message includes the *DL Power Balancing Information* IE and the *Power Adjustment Type* IE is set to "Common" or "Individual", the DRNS shall activate the power balancing, if activation of power balancing by the RADIO LINK SETUP REQUEST message is supported, according to subclause 8.3.15, using the *DL Power Balancing Information* IE. If the DRNS starts the DL transmission and the activation of the power balancing at the same CFN, the initial power of the power balancing i.e. P_{init} shall be set to the power level indicated by the *Initial DL TX Power* IE (if received) or the decided DL TX power level on each DL channelisation code of a RL based on the *Primary CPICH Ec/No* IE or the *Enhanced Primary CPICH Ec/No* IE.]

[FDD - If activation of power balancing by the RADIO LINK SETUP REQUEST message is supported by the DRNS, the DRNC shall include the *DL Power Balancing Activation Indicator* IE in the *RL Information Response* IE in the RADIO LINK SETUP RESPONSE message.]

Neighbouring Cell Handling:

If there are UMTS neighbouring cell(s) to the cell in which a Radio Link was established then:

- The DRNC shall include in the RADIO LINK SETUP RESPONSE message the *Neighbouring FDD Cell Information* IE and/or *Neighbouring TDD Cell Information* IE in the *Neighbouring UMTS Cell Information* IE for each neighbouring FDD cell and/or TDD cell respectively. In addition, if the information is available, the DRNC shall include in the RADIO LINK SETUP RESPONSE message the *Frame Offset* IE, *Primary CPICH Power* IE, *Cell Individual Offset* IE, *STTD Support Indicator* IE, *Closed Loop Mode1 Support Indicator* IE, *Closed Loop Mode2 Support Indicator* IE, *Coverage Indicator* IE, *Antenna Co-location Indicator* IE and *HCS Prio* IE in the *Neighbouring FDD Cell Information* IE, and the *Frame Offset* IE, *Cell Individual Offset* IE, *DPCH Constant Value* IE, the *PCCPCH Power* IE, *Coverage Indicator* IE, *Antenna Co-location Indicator* IE and *HCS Prio* IE in the *Neighbouring TDD Cell Information* IE or the *Neighbouring TDD Cell Information LCR* IE. If the *Neighbouring TDD Cell Information* IE includes the *Sync Case* IE for the set to "Case1", the DRNC shall include the *Time Slot For SCH* IE in the *Neighbouring TDD Cell Information* IE. If the *Neighbouring TDD Cell Information* IE includes *Sync Case* IE set to "Case2", the DRNC shall include the *SCH Time Slot* IE in the *Neighbouring TDD Cell Information* IE.
- If a UMTS neighbouring cell is not controlled by the same DRNC, the DRNC shall also include in the RADIO LINK SETUP RESPONSE message the *CN PS Domain Identifier* IE and/or *CN CS Domain Identifier* IE which are the identifiers of the CN nodes connected to the RNC controlling the UMTS neighbouring cell.
- If the information is available, the DRNC shall include in the RADIO LINK SETUP RESPONSE message the *DPC Mode Change Support Indicator* IE for each neighbour cell in the *Neighbouring FDD Cell Information* IE
- The DRNC shall include the *Cell Capability Container FDD* IE, the *Cell Capability Container TDD* IE and/or the *Cell Capability Container TDD LCR* IE if the DRNC is aware that the neighbouring cell supports any functionality listed in 9.2.2.D, 9.2.3.1a and 9.2.3.1b.

- For the UMTS neighbouring cells which are controlled by the DRNC, the DRNC shall report in the RADIO LINK SETUP RESPONSE message the restriction state of those cells, otherwise the *Restriction StateIndicator* IE may be absent. The DRNC shall include in the RADIO LINK SETUP RESPONSE message the *Restriction StateIndicator* IE for the neighbouring cells which are controlled by the DRNC in the *Neighbouring FDD Cell Information* IE, the *Neighbouring TDD Cell Information* IE and the *Neighbouring TDD Cell Information LCR* IE.
- If available, the DRNC shall include the *SNA Information* IE for the concerned neighbouring cells in the *Neighbouring FDD Cell Information* IE, the *Neighbouring TDD Cell Information* IE and the *Neighbouring TDD Cell Information LCR* IE.

If there are GSM neighbouring cells to the cell(s) where a radio link is established, the DRNC shall include in the RADIO LINK SETUP RESPONSE message the *Neighbouring GSM Cell Information* IE for each of the GSM neighbouring cells. If available the DRNC shall include in the RADIO LINK SETUP RESPONSE message the *Cell Individual Offset* IE, and if the *Cell Individual Offset* IE alone cannot represent the value of the offset, the DRNC shall also include the *Extended GSM Cell Individual Offset* IE in the *Neighbouring GSM Cell Information* IE. If available the DRNC shall also include in the RADIO LINK SETUP RESPONSE message the *Coverage Indicator* IE, *Antenna Co-location Indicator* IE and *HCS Prio* IE in the *Neighbouring GSM Cell Information* IE. If available, the DRNC shall also include the *SNA Information* IE for the concerned neighbouring cells in the *Neighbouring GSM Cell Information* IE.

When receiving the *SNA Information* IE in the RADIO LINK SETUP RESPONSE message, the SRNC should use it to restrict cell access based on SNA information. See also [40] for a broader description of the SNA access control.

If there are GERAN neighbouring cells to the cell(s) where a radio link is established, the DRNC shall include the *GERAN Cell Capability* IE in the *Neighbouring GSM Cell Information* IE that is included in the RADIO LINK SETUP RESPONSE message for each of the GERAN cells.

If there are GERAN Iu-mode neighbouring cells to the cell(s) where a radio link is established, the DRNC shall include, if available, the *GERAN Classmark* IE in the *Neighbouring GSM Cell Information* IE that is included in the RADIO LINK SETUP RESPONSE message for each of the GERAN Iu-mode neighbouring cells. Ref. [39] defines when the transmission of the *GERAN Classmark* IE will be required at the initiation of the Relocation Preparation procedure.

[1.28Mcps TDD - Uplink Synchronisation Parameters LCR]:

[If the *Uplink Synchronisation Parameters LCR* IE is present, the DRNC shall use the indicated values of *Uplink synchronisation stepsize* IE and *Uplink synchronisation frequency* IE when evaluating the timing of the UL synchronisation.]

[1.28Mcps TDD - Uplink Timing Advance Control LCR]:

[1.28Mcps TDD - The DRNC shall include the *Uplink Timing Advance Control LCR* IE in the RADIO LINK SETUP RESPONSE message.]

MBMS Handling:

If the *MBMS Bearer Service List* IE is included in the RADIO LINK SETUP REQUEST message, the DRNC shall perform the UE Linking as specified in [50], section 5.1.6. If the UE Link is currently stored in the UE Context or the *MBMS Bearer Service List* IE is included in the RADIO LINK SETUP REQUEST message and if an MBMS session for some MBMS bearer services contained in the UE Link is ongoing in some of the cells identified by the *C-ID* IEs in the RADIO LINK SETUP REQUEST message, the DRNC shall include for each of these active MBMS bearer services in the *Active MBMS Bearer Service List* IE the *Transmission Mode* IE in the concerned *RL Information Response* IEs in the RADIO LINK SETUP RESPONSE message.

General:

If the RADIO LINK SETUP REQUEST message includes the *RL Specific DCH Information* IE, the DRNC may use the transport layer address and the binding identifier received from the SRNC when establishing a transport bearer for the DCH or the set of co-ordinated DCHs.

~~[FDD - If the RADIO LINK SETUP REQUEST message includes the *SSDT Cell Identity* IE and the *S Field Length* IE, the DRNS shall activate SSDT, if supported, using the *SSDT Cell Identity* IE, *S Field Length* IE and *SSDT Cell Identity Length* IE.]~~

~~[FDD - If the RADIO LINK SETUP REQUEST message includes the *Qth Parameter IE* in addition to the *SSDT Cell Identity IE*, the DRNS shall use the *Qth Parameter IE*, if *Qth* signalling is supported, when SSDT is activated in the concerned new RL.]~~

~~[FDD - If the RADIO LINK SETUP REQUEST message includes the *SSDT Cell Identity for EDSCHPC IE*, the DRNS shall activate enhanced DSCH power control, if supported, using the *SSDT Cell Identity for EDSCHPC IE* and *SSDT Cell Identity Length IE* as well as *Enhanced DSCH PC IE* in accordance with ref. [10] subclause 5.2.2. If the RADIO LINK SETUP REQUEST message includes both *SSDT Cell Identity IE* and *SSDT Cell Identity for EDSCHPC IE*, then the DRNS shall ignore the *SSDT Cell Identity for EDSCHPC IE*. If the enhanced DSCH power control is activated and the *TFCI PC Support Indicator IE* is set to "TFCI PC Mode 2 Supported", the primary/secondary status determination in the enhanced DSCH power control shall be applied to the TFCI power control in DSCH hard split mode.]~~

[FDD - If the *DRAC Control IE* is set to "requested" in the RADIO LINK SETUP REQUEST message for at least one DCH and if the DRNS supports the DRAC, the DRNC shall include in the RADIO LINK SETUP RESPONSE message the *Secondary CCPCH Info IE* for the FACH in which the DRAC information is sent, for each Radio Link established in a cell where DRAC is active. If the DRNS does not support DRAC, the DRNC shall not provide these IEs in the RADIO LINK SETUP RESPONSE message.]

If no *D-RNTI IE* was included in the RADIO LINK SETUP REQUEST message, the DRNC shall include in the RADIO LINK SETUP RESPONSE message the *D-RNTI IE*, the *CN PS Domain Identifier IE* and/or the *CN CS Domain Identifier IE* for the CN domains (using LAC and RAC of the current cell) to which the DRNC is connected.

[FDD - If the *D-RNTI IE* was included in the RADIO LINK SETUP REQUEST message the DRNC shall include in the RADIO LINK SETUP RESPONSE message the *Primary Scrambling Code IE*, the *UL UARFCN IE* and the *DL UARFCN IE*.]

[TDD - If the *D-RNTI IE* was included in the RADIO LINK SETUP REQUEST message the DRNC shall include in the RADIO LINK SETUP RESPONSE message the *UARFCN IE*, the *Cell Parameter ID IE* and the *SCTD Indicator IE*.]

[3.84Mcps TDD - If the *D-RNTI IE* was included in the RADIO LINK SETUP REQUEST message the DRNC shall include in the RADIO LINK SETUP RESPONSE message the *Sync Case IE* and if the *Sync Case IE* is set to "Case 2", the DRNC shall also include the *SCH Time Slot IE* in the RADIO LINK SETUP RESPONSE message. If the included *Sync Case IE* is set to "Case1", the DRNC shall also include the *Time Slot For SCH IE*.]

[3.84Mcps TDD - The DRNC shall include the *Secondary CCPCH Info TDD IE* in the RADIO LINK SETUP RESPONSE message if at least one *DSCH Information Response IE* or *USCH Information Response IE* is included in the message and at least one DCH is configured for the radio link. The DRNC shall also include the *Secondary CCPCH Info TDD IE* in the RADIO LINK SETUP RESPONSE message if at least one *DSCH Information Response IE* or *USCH Information Response IE* is included in the message and the SHCCH messages for this radio link will be transmitted over a different secondary CCPCH than selected by the UE from system information.]

[1.28 Mcps TDD - The DRNC shall include the *Secondary CCPCH Info TDD LCR IE* in the RADIO LINK SETUP RESPONSE message if at least one *DSCH Information Response LCR IE* or *USCH Information Response LCR IE* is included in the message and at least one DCH is configured for the radio link. The DRNC shall also include the *Secondary CCPCH Info TDD LCR IE* in the RADIO LINK SETUP RESPONSE message if at least one *DSCH Information Response LCR IE* or *USCH Information Response LCR IE* is included in the message and the SHCCH messages for this radio link will be transmitted over a different secondary CCPCH than selected by the UE from system information.]

For each Radio Link established in a cell in which at least one URA Identity is being broadcast, the DRNC shall include in the *URA Information IE* within the RADIO LINK SETUP RESPONSE message URA Information for this cell including the *URA ID IE*, the *Multiple URAs Indicator IE* indicating whether or not multiple URA Identities are being broadcast in the cell, and the *RNC-ID IEs* of all other RNCs that have at least one cell within the URA identified by the *URA ID IE*.

Depending on local configuration in the DRNS, the DRNC may include in the RADIO LINK SETUP RESPONSE message the *UTRAN Access Point Position IE* and the geographical co-ordinates of the cell, represented either by the *Cell GAI IE* or by the *Cell GA Additional Shapes IE*. If the DRNC includes the *Cell*

GA Additional Shapes IE in the RADIO LINK SETUP RESPONSE message, it shall also include the *Cell GAI* IE.

If the DRNS need to limit the user rate in the uplink of a DCH due to congestion caused by the UL UTRAN Dynamic Resources (see subclause 9.2.1.79) when starting to utilise a new Radio Link, the DRNC shall include in the RADIO LINK SETUP RESPONSE message the *Allowed UL Rate* IE in the *DCH Information Response* IE for this Radio Link.

If the DRNS need to limit the user rate in the downlink of a DCH due to congestion caused by the DL UTRAN Dynamic Resources (see subclause 9.2.1.79) when starting to utilise a new Radio Link, the DRNC shall include in the RADIO LINK SETUP RESPONSE message the *Allowed DL Rate* IE in the *DCH Information Response* IE for this Radio Link.

If the *Permanent NAS UE Identity* IE is included in the RADIO LINK SETUP REQUEST message, the DRNS shall store the information for the considered UE Context for the life-time of the UE Context.

If the RADIO LINK SETUP REQUEST message includes the *Permanent NAS UE Identity* IE and a *C-ID* IE corresponding to a cell reserved for operator use, the DRNS shall use this information to determine whether it can set up a Radio Link on this cell or not for the considered UE Context.

If the HCS priority information is available in the DRNS, it shall include the *HCS Prio* IE for each of the established RLs in the RADIO LINK SETUP RESPONSE message.

[FDD - If the accessed cell supports TFCI power control, the DRNC shall include the *TFCI PC Support Indicator* IE in the RADIO LINK SETUP RESPONSE message.]

The DRNS shall start receiving on the new RL(s) after the RLs are successfully established.

[FDD - If the RADIO LINK SETUP REQUEST message includes the *Cell Portion ID* IE, the DRNS shall use this information when it decides to use beamforming for the new RL.]

[FDD - If the RADIO LINK SETUP REQUEST message includes the *Initial DL DPCH Timing Adjustment Allowed* IE, then the DRNS may perform an initial DL DPCH Timing Adjustment (i.e. perform a timing advance or a timing delay with respect to the SFN timing) on a Radio Link. In this case, the DRNS shall include, for the concerned Radio Link(s), the *Initial DL DPCH Timing Adjustment* IE in the *Radio Link Information Response* IE in the RADIO LINK SETUP RESPONSE message.]

[FDD - Radio Link Set Handling]:

[FDD - The *First RLS Indicator* IE indicates if the concerned RL shall be considered part of the first RLS established towards this UE. The DRNS shall use the *First RLS Indicator* IE to determine the initial TPC pattern in the DL of the concerned RL and all RLs which are part of the same RLS, as described in [10], section 5.1.2.2.1.2.

Partially omitted

8.3.2 Radio Link Addition

8.3.2.2 Successful Operation

Partially omitted

Radio Link Handling:

Diversity Combination Control:

The *Diversity Control Field* IE indicates for each RL whether the DRNS shall combine the new RL with existing RL(s) or not on the Iur.

- If the *Diversity Control Field* IE is set to "May" (be combined with another RL), the DRNS shall decide for any of the alternatives.
- If the *Diversity Control Field* IE is set to "Must", the DRNS shall combine the RL with one of the other RL. When a new RL is to be combined the DRNS shall choose which RL(s) to combine it with.
- If the *Diversity Control Field* IE is set to "Must not", the DRNS shall not combine the RL with any other existing RL.

[FDD - The *Diversity Control Field* IE is only applicable for DCHs, in case of E-DCH it shall always be assumed to be set to "May".]

In the case of not combining a RL with a RL established with a previous Radio Link Setup or Radio Link Addition Procedure or a RL previously listed in the RADIO LINK ADDITION RESPONSE message, the DRNC shall indicate with the Diversity Indication in the *RL Information Response* IE in the RADIO LINK ADDITION RESPONSE message that no combining is done. In this case the DRNC shall include in the *DCH Information Response* IE both the *Transport Layer Address* IE and the *Binding ID* IE for the transport bearer to be established for each DCH of the RL in the RADIO LINK ADDITION RESPONSE message.

[FDD - In case of combining E-DCH, the *E-DCH FDD Information Response* IE shall be included in the RADIO LINK ADDITION RESPONSE message containing the *Binding ID* IE and the *Transport Layer Address* IE for the establishment of transport bearers for every E-DCH MAC-d flow being established.]

In the case of combining with a RL established with a previous Radio Link Setup or Radio Link Addition Procedure or with a RL previously listed in this RADIO LINK ADDITION RESPONSE message, the DRNC shall indicate with the Diversity Indication in the *RL Information Response* IE in the RADIO LINK ADDITION RESPONSE message that the RL is combined. In this case, the *RL ID* IE indicates (one of) the previously established RL(s) or a RL previously listed in this RADIO LINK ADDITION RESPONSE message with which the new RL is combined.

[TDD - The DRNC shall always include in the RADIO LINK ADDITION RESPONSE message both the *Transport Layer Address* IE and the *Binding ID* IE for the transport bearer to be established for each DSCH and USCH of the RL.]

In the case of a set of co-ordinated DCHs, the DRNC shall include in the RADIO LINK ADDITION RESPONSE message the *Binding ID* IE and the *Transport Layer Address* IE for only one of the DCHs in the set of co-ordinated DCHs.

If the DRNS needs to limit the user rate in the uplink of a DCH due to congestion caused by the UL UTRAN Dynamic Resources (see subclause 9.2.1.79) when starting to utilise a new Radio Link, the DRNC shall include in the RADIO LINK ADDITION RESPONSE message the *Allowed UL Rate* IE in the *DCH Information Response* IE for this Radio Link.

If the DRNS needs to limit the user rate in the downlink of a DCH due to congestion caused by the DL UTRAN Dynamic Resources (see subclause 9.2.1.79) when starting to utilise a new Radio Link, the DRNC shall include in the RADIO LINK ADDITION RESPONSE message the *Allowed DL Rate* IE in the *DCH Information Response* IE for this Radio Link.

[FDD - Transmit Diversity]:

[FDD - The DRNS shall activate any feedback mode diversity according to the received settings.]

[FDD - If the cell in which the RL is being added is capable to provide Close loop Tx diversity, the DRNC shall indicate the Closed loop timing adjustment mode of the cell by including the *Closed Loop Timing Adjustment Mode* IE in the RADIO LINK ADDITION RESPONSE message.]

[FDD - When the *Transmit Diversity Indicator* IE is present the DRNS shall activate/deactivate the Transmit Diversity for each new Radio Link in accordance with the *Transmit Diversity Indicator* IE using the diversity mode of the existing Radio Link(s).]

DL Power Control:

[FDD - If the *Primary CPICH Ec/No* IE or the *Primary CPICH Ec/No* IE and the *Enhanced Primary CPICH Ec/No* IE measured by the UE are included for an RL in the RADIO LINK ADDITION REQUEST message, the DRNS shall use this in the calculation of the Initial DL TX Power for this RL. If the *Primary CPICH Ec/No* IE is not present, the DRNS shall set the Initial DL TX Power based on the power relative to the Primary CPICH power used by the existing RLS.]

[TDD - If [3.84Mcps TDD - the *DL Time Slot ISCP Info* IE] [1.28Mcps TDD - the *DL Time Slot ISCP Info LCR* IE] is included in the RADIO LINK ADDITION REQUEST message, the DRNS shall use it in the calculation of the Initial DL TX Power.]

[TDD - If the *Primary CCPCH RSCP Delta* IE is included, the DRNS shall assume that the reported value for Primary CCPCH RSCP is in the negative range as per [24], and the value is equal to the *Primary CCPCH RSCP Delta* IE. If the *Primary CCPCH RSCP Delta* IE is not included and the *Primary CCPCH RSCP* IE is included, the DRNS shall assume that the reported value is in the non-negative range as per [24], and the value is equal to the *Primary CCPCH RSCP* IE. The DRNS shall use it in the calculation of the Initial DL TX Power.]

[TDD - If the *Primary CCPCH RSCP* IE, *Primary CCPCH RSCP Delta* IE, [3.84Mcps TDD - and the *DL Time Slot ISCP Info* IE] [1.28Mcps TDD - and the *DL Time Slot ISCP Info LCR* IE] are not present, the DRNS shall set the Initial DL TX Power based on the power relative to the Primary CCPCH power used by the existing RL.]

[FDD - The Initial DL TX Power shall be applied until UL synchronisation is achieved on the Uu interface for that RLS or Power Balancing is activated. No inner loop power control or power balancing shall be performed during this period. The DL power shall then vary according to the inner loop power control (see ref. [10] subclause 5.2.1.2) and the power control procedure (see 8.3.7).]

[TDD - The Initial DL TX Power shall be applied until UL synchronisation is achieved on the Uu interface for that RL. No inner loop power control shall be performed during this period. The DL power shall then vary according to the inner loop power control (see ref. [22] subclause 4.2.3.3).]

[3.84 Mcps TDD - The DL TX power upper and lower limit is configured in the following way: The DRNC shall include the *Maximum DL TX Power* IE and *Minimum DL TX Power* IE in the RADIO LINK ADDITION RESPONSE message. If the maximum or minimum power needs to be different for particular DCH type CCTrCHs, the DRNC shall include the value(s) for that CCTrCH in the *CCTrCH Maximum DL TX Power* IE and *CCTrCH Minimum DL TX Power*. The DRNS shall not transmit with a higher power than indicated by the appropriate *Maximum DL TX Power* IE/*CCTrCH Maximum DL TX Power* IE or lower than indicated by the appropriate *Minimum DL TX Power* IE/*CCTrCH Minimum DL TX Power* IE on any DL DPCH within each CCTrCH of the RL.]

[1.28 Mcps TDD - The DL TX power upper and lower limit is configured in the following way: The DRNC shall include the *Maximum DL TX Power* IE and *Minimum DL TX Power* IE in the RADIO LINK ADDITION RESPONSE message. If the maximum or minimum power needs to be different for particular timeslots within a DCH type CCTrCH, the DRNC shall include the value(s) for that timeslot in the *Maximum DL TX Power* IE and *Minimum DL TX Power* within the *DL Timeslot Information LCR* IE. The DRNS shall not transmit with a higher power than indicated by the appropriate *Maximum DL TX Power* IE or lower than indicated by the appropriate *Minimum DL TX Power* IE on any DL DPCH within each timeslot of the RL.]

[FDD - If the *DPC Mode* IE is present in the RADIO LINK ADDITION REQUEST message, the DRNC shall apply the DPC mode indicated in the message, and be prepared that the DPC mode may be changed during the lifetime of the RL. If the *DPC Mode* IE is not present in the RADIO LINK ADDITION REQUEST message, DPC mode 0 shall be applied (see ref. [10]).]

The DRNC shall provide the configured *Maximum DL TX Power IE* and *Minimum DL TX Power IE* for every new RL to the SRNC in the RADIO LINK ADDITION RESPONSE message. The DRNS shall not transmit with a power higher than indicated by the *Maximum DL TX Power IE* or lower than indicated by the *Minimum DL TX Power IE* on any DL DPCH [FDD - or on the F-DPCH] of the RL [FDD - except, if the UE Context is configured to use DPCH in the downlink, during compressed mode, when the δP_{curr} , as described in ref.[10] subclause 5.2.1.3, shall be added to the maximum DL power for the associated compressed frame.]

[FDD - If the power balancing is active with the Power Balancing Adjustment Type of the UE Context set to "Individual" in the existing RL(s) and the RADIO LINK ADDITION REQUEST message includes the *DL Reference Power IE*, the DRNS shall activate the power balancing and use the *DL Reference Power IE* for the power balancing procedure in the new RL(s), if activation of power balancing by the RADIO LINK ADDITION REQUEST message is supported by the DRNS, according to subclause 8.3.15. In this case, the DRNC shall include the *DL Power Balancing Activation Indicator IE* in the *RL Information Response IE* in the RADIO LINK ADDITION RESPONSE message. If the DRNS starts the DL transmission and the activation of the power balancing at the same CFN, the initial power of the power balancing, i.e. P_{init} shall be set to the power level which is calculated based on the *Primary CPICH Ec/No IE* or the *Enhanced Primary CPICH Ec/No IE* (if received), or to the power level which is calculated based on the power relative to the Primary CPICH power used by the existing RLs.]

UL Power Control:

The DRNC shall also provide the configured UL Maximum SIR and UL Minimum SIR for every new RL to the SRNC in the RADIO LINK ADDITION RESPONSE message. These values are taken into consideration by DRNS admission control and shall be used by the SRNC as limits for the UL inner-loop power control target.

Neighbouring Cell Handling:

If there are UMTS neighbouring cell(s) to the cell in which a Radio Link was established then:

- The DRNC shall include in the RADIO LINK ADDITION RESPONSE message the *Neighbouring FDD Cell Information IE* and/or *Neighbouring TDD Cell Information IE* in the *Neighbouring UMTS Cell Information IE* for each neighbouring FDD cell and/or TDD cell respectively. In addition, if the information is available, the DRNC shall include in the RADIO LINK ADDITION RESPONSE message the *Frame Offset IE*, *Primary CPICH Power IE*, *Cell Individual Offset IE*, *STTD Support Indicator IE*, *Closed Loop Mode1 Support Indicator IE*, *Closed Loop Mode2 Support Indicator IE*, *Coverage Indicator IE*, *Antenna Co-location Indicator IE* and *HCS Prio IE* in the *Neighbouring FDD Cell Information IE*, and the *Frame Offset IE*, *Cell Individual Offset IE*, *DPCH Constant Value IE* and the *PCCPCH Power IE*, *Coverage Indicator IE*, *Antenna Co-location Indicator IE* and *HCS Prio IE* in the *Neighbouring TDD Cell Information IE* or the *Neighbouring TDD Cell Information LCR IE*. If the *Neighbouring TDD Cell Information IE* includes the *Sync Case IE* set to "Case1", the DRNC shall include the *Time SlotFor SCH IE* in the *Neighbouring TDD Cell Information IE*. If the *Neighbouring TDD Cell Information IE* includes the *Sync Case IE* set to "Case2", the DRNC shall include the *SCH Time Slot IE* in the *Neighbouring TDD Cell Information IE*.
- If a UMTS neighbouring cell is not controlled by the same DRNC, the DRNC shall also include in the RADIO LINK ADDITION RESPONSE message the *CN PS Domain Identifier IE* and/or *CN CS Domain Identifier IE* which are the identifiers of the CN nodes connected to the RNC controlling the UMTS neighbouring cell.
- [FDD - The DRNC shall include in the RADIO LINK ADDITION RESPONSE message the *DPC Mode Change Support Indicator IE* for each neighbour cell in the *Neighbouring FDD Cell Information IE* if this information is available.]
- The DRNC shall include the *Cell Capability Container FDD IE*, the *Cell Capability Container TDD IE* and/or the *Cell Capability Container TDD LCR IE* if the DRNC is aware that the neighbouring cell supports any functionality listed in 9.2.2.D, 9.2.3.1a and 9.2.3.1b.
- For the UMTS neighbouring cells which are controlled by the DRNC, the DRNC shall report in the RADIO LINK SETUP RESPONSE message the restriction state of those cells, otherwise *Restriction State Indicator IE* may be absent. The DRNC shall include the *Restriction State Indicator IE* for the neighbouring cells which are controlled by the DRNC in the *Neighbouring FDD Cell Information IE*, the *Neighbouring TDD Cell Information IE* and the *Neighbouring TDD Cell Information LCR IE*.

- If available, the DRNC shall include the *SNA Information IE* for the concerned neighbouring cells in the *Neighbouring FDD Cell Information IE*, the *Neighbouring TDD Cell Information IE* and the *Neighbouring TDD Cell Information LCR IE*.

If there are GSM neighbouring cells to the cell(s) in which a radio link is established, the DRNC shall include the *Neighbouring GSM Cell Information IE* in the RADIO LINK ADDITION RESPONSE message for each of the GSM neighbouring cells. If available the DRNC shall include the *Cell Individual Offset IE*, and if the *Cell Individual Offset IE* alone cannot represent the value of the offset, the DRNC shall also include the *Extended GSM Cell Individual Offset IE* in the *Neighbouring GSM Cell Information IE*. If available the DRNC shall also include the *Coverage Indicator IE*, *Antenna Co-location Indicator IE* and *HCS Prio IE* in the *Neighbouring GSM Cell Information IE*. If available, the DRNC shall also include the *SNA Information IE* for the concerned neighbouring cells in the *Neighbouring GSM Cell Information IE*.

When receiving the *SNA Information IE* in the RADIO LINK ADDITION RESPONSE message, the SRNC should use it to restrict cell access based on SNA information. See also [40] for a broader description of the SNA access control.

If there are GERAN neighbouring cells to the cell(s) where a radio link is established, the DRNC shall include the *GERAN Cell Capability IE* in the *Neighbouring GSM Cell Information IE* that is included in the RADIO LINK ADDITION RESPONSE message for each of the GERAN cells.

If there are GERAN Iu-mode neighbouring cells to the cell(s) where a radio link is established, the DRNC shall include, if available, the *GERAN Classmark IE* in the *Neighbouring GSM Cell Information IE* that is included in the RADIO LINK ADDITION RESPONSE message for each of the GERAN Iu-mode neighbouring cells. Ref. [39] defines when the transmission of the *GERAN Classmark IE* will be required at the initiation of the Relocation Preparation procedure.

[1.28Mcps TDD - Uplink Synchronisation Parameters LCR]:

[1.28Mcps TDD - If the *Uplink Synchronisation Parameters LCR IE* is present, the DRNC shall use the indicated values of *Uplink synchronisation stepsize IE* and *Uplink synchronisation frequency IE* when evaluating the timing of the UL synchronisation.]

[1.28Mcps TDD - Uplink Timing Advance Control LCR]:

[1.28Mcps TDD - The DRNC shall include the *Uplink Timing Advance Control LCR IE* in the RADIO LINK ADDITION RESPONSE message.]

MBMS Handling:

If the UE Link is currently stored in the UE Context and an MBMS session for some MBMS bearer services contained in the UE Link is ongoing in some of the cells identified by the *C-ID IEs* in the RADIO LINK ADDITION REQUEST message, the DRNC shall include for each of these active MBMS bearer services in the *Active MBMS Bearer Service List IE* the *Transmission Mode IE* in the concerned *RL Information Response IEs* in the RADIO LINK ADDITION RESPONSE message.

General:

If the RADIO LINK ADDITION REQUEST message includes the *RL Specific DCH Information IE*, the DRNC may use the transport layer address and the binding identifier received from the SRNC when establishing a transport bearer for the DCH or the set of co-ordinated DCHs.

~~[FDD - If the RADIO LINK ADDITION REQUEST message contains an *SSDT Cell Identity IE*, the DRNS shall, if supported, activate SSDT for the concerned new RL using the indicated *SSDT Cell Identity*.]~~

~~[FDD - If the RADIO LINK ADDITION REQUEST message includes the *Qth Parameter IE* in addition to the *SSDT Cell Identity IE*, the DRNS shall use the *Qth Parameter IE*, if *Qth* signalling is supported, when SSDT is activated in the concerned new RL.]~~

Depending on local configuration in the DRNS, the DRNC may include in the RADIO LINK ADDITION RESPONSE message the *UTRAN Access Point Position IE* and the geographical co-ordinates of the cell, represented either by the *Cell GAI IE* or by the *Cell GA Additional Shapes IE*. If the DRNC includes the *Cell GA Additional Shapes IE* in the RADIO LINK ADDITION RESPONSE message, it shall also include the *Cell GAI IE*.

For each Radio Link established in a cell in which at least one URA Identity is being broadcast, the DRNC shall include in the RADIO LINK ADDITION RESPONSE message a URA Information for this cell including the *URA ID IE*, the *Multiple URAs Indicator IE* indicating whether or not multiple URA Identities are being broadcast in the cell, and the *RNC-ID IEs* of all other RNCs that have at least one cell within the URA identified by the *URA ID IE*.

[FDD - If the UE has been allocated one or several DCH controlled by DRAC and if the DRNS supports the DRAC, the DRNC shall include in the RADIO LINK ADDITION RESPONSE message the *Secondary CCPCH Info IE* for the FACH in which the DRAC information is sent, for each Radio Link established in a cell in which DRAC is active. If the DRNS does not support DRAC, the DRNC shall not provide these IEs in the RADIO LINK ADDITION RESPONSE message.]

[3.84Mcps TDD - The DRNC shall include the *Secondary CCPCH Info TDD IE* in the RADIO LINK ADDITION RESPONSE message if at least one *DSCH Information Response IE* or *USCH Information Response IE* is included in the message and at least one DCH is configured for the radio link. The DRNC shall also include the *Secondary CCPCH Info TDD IE* in the RADIO LINK ADDITION RESPONSE message if at least one *DSCH Information Response IE* or *USCH Information Response IE* is included in the message and the SHCCH messages for this radio link will be transmitted over a different secondary CCPCH than selected by the UE from system information.]

[1.28 Mcps TDD - The DRNC shall include the *Secondary CCPCH Info TDD LCR IE* in the RADIO LINK ADDITION RESPONSE message if at least one *DSCH Information Response LCR IE* or *USCH Information Response LCR IE* is included in the message and at least one DCH is configured for the radio link. The DRNC shall also include the *Secondary CCPCH Info TDD LCR IE* in the RADIO LINK ADDITION RESPONSE message if at least one *DSCH Information Response LCR IE* or *USCH Information Response LCR IE* is included in the message and the SHCCH messages for this radio link will be transmitted over a different secondary CCPCH than selected by the UE from system information.]

If the *Permanent NAS UE Identity IE* is present in the RADIO LINK ADDITION REQUEST message, the DRNS shall store the information for the considered UE Context for the lifetime of the UE Context.

If the RADIO LINK ADDITION REQUEST message includes a *C-ID IE* corresponding to a cell reserved for operator use and the Permanent NAS UE Identity is available in the DRNC for the considered UE Context, the DRNC shall use this information to determine whether it can add the Radio Link on this cell or not.

If the HCS priority information is available in the DRNS, it shall include the *HCS Prio IE* for each of the established RLs in the RADIO LINK ADDITION RESPONSE message.

[FDD - If the accessed cell supports TFCI power control, the DRNC shall include the *TFCI PC Support Indicator IE* in the RADIO LINK ADDITION RESPONSE message.]

The DRNS shall start receiving on the new RL(s) after the RLs are successfully established.

[FDD - If the RADIO LINK ADDITION REQUEST message includes the *Initial DL DPCH Timing Adjustment Allowed IE*, then the DRNS may perform an initial DL DPCH Timing Adjustment (i.e. perform a timing advance or a timing delay with respect to the SFN timing) on a Radio Link. In this case, the DRNS shall include, for the concerned Radio Link(s), the *Initial DL DPCH Timing Adjustment IE* in the *Radio Link Information Response IE* in the RADIO LINK ADDITION RESPONSE message.]

[FDD - Radio Link Set Handling]:

[FDD - For each RL not having a common generation of the TPC commands in the DL with another RL, the DRNS shall assign to the RL a unique value for the *RL Set ID IE* which uniquely identifies the RL as an RL Set within the UE Context.]

[FDD - For all RLs having a common generation of the TPC commands in the DL with another new or existing RL, the DRNS shall assign to each RL the same value for the *RL Set ID IE* which uniquely identifies these RLs as members of the same RL Set within the UE Context.]

[FDD - After addition of the new RL(s), the UL out-of-sync algorithm defined in ref. [10] shall, for each of the previously existing and newly established RL Set(s), use the maximum value of the parameters *N_OUTSYNC_IND* and *T_RLFAILURE* that are configured in the cells supporting the radio links of the RL Set. The UL in-sync algorithm defined in [10] shall, for each of the established RL Set(s), use the minimum

value of the parameters N_INSYNC_IND that are configured in the cells supporting the radio links of the RL Set.]

[FDD - For all RLs having a common generation of E-RGCH and E-HICH related information with another RL, the DRNS shall assign to each RL the same value for the *E-DCH RL Set ID* IE which uniquely identifies these RLs as members of the same E-DCH RL Set within the UE Context.]

Partially omitted

8.3.4 Synchronised Radio Link Reconfiguration Preparation

8.3.4.2 Successful Operation

Partially omitted

DCH Deletion:

If the RADIO LINK RECONFIGURATION PREPARE message includes any *DCH To Delete*, the DRNS shall not include the referenced DCHs in the new configuration.

If all of the DCHs belonging to a set of co-ordinated DCHs are requested to be deleted, the DRNS shall not include this set of co-ordinated DCHs in the new configuration.

Physical Channel Modification:

[FDD - If the RADIO LINK RECONFIGURATION PREPARE message includes an *UL DPCH Information* IE, the DRNS shall apply the parameters to the new configuration as follows:]

- [FDD - If the *UL DPCH Information* IE includes the *Uplink Scrambling Code* IE, the DRNS shall apply this Uplink Scrambling Code to the new configuration.]
 - [FDD - If the *UL DPCH Information* IE includes the *Min UL Channelisation Code Length* IE, the DRNS shall apply the new Min UL Channelisation Code Length in the new configuration. The DRNS shall apply the contents of the *Max Number of UL DPDCCHs* IE (if it is included) in the new configuration.]
 - [FDD - If the *UL DPCH Information* IE includes the *TFCS* IE, the DRNS shall use the *TFCS* IE for the UL when reserving resources for the uplink of the new configuration. The DRNS shall apply the new TFCS in the uplink of the new configuration.]
 - [FDD - If the *UL DPCH Information* IE includes the *UL DPCCH Slot Format* IE, the DRNS shall apply the new Uplink DPCCH Slot Format to the new configuration.]
 - [FDD - If the *UL DPCH Information* IE includes the *UL SIR Target* IE, the DRNS shall use the value for the UL inner loop power control when the new configuration is being used.]
 - [FDD - If the *UL DPCH Information* IE includes the *Puncture Limit* IE, the DRNS shall apply the value in the uplink of the new configuration.]
 - [FDD - If the *UL DPCH Information* IE includes the *Diversity Mode* IE, the DRNS shall apply diversity according to the given value.]
- ~~— [FDD - If the *UL DPCH Information* IE includes an *SSDT Cell Identity Length* IE and/or an *S-Field Length* IE, the DRNS shall apply the values in the new configuration.]~~

[FDD - If the RADIO LINK RECONFIGURATION PREPARE message includes a *DL DPCH Information* IE and the concerned UE Context is configured to use F-DPCH in the downlink in the old configuration, the DRNS shall configure the concerned UE Context to use DPCH in the downlink in the new configuration. In this case, if at least one Transmission Gap Pattern Sequence is configured with an SF/2 downlink compressed mode method in the new configuration, the DRNS shall include the *Transmission Gap Pattern Sequence Scrambling Code Information* IE in the RADIO LINK RECONFIGURATION READY message indicating for each Channelisation Code whether the alternative scrambling code shall be used or not].

[FDD - If the RADIO LINK RECONFIGURATION PREPARE message includes the *DL DPCH Power Information* IE, the DRNS shall use the information contained in it for the power settings of the DL DPCH. In particular, if the received *Inner Loop DL PC Status* IE is set to "Active", the DRNS shall activate the inner loop DL power control for all RLs. If *Inner Loop DL PC Status* IE is set to "Inactive", the DRNS shall deactivate the inner loop DL power control for all RLs according to ref. [10]. Furthermore, the DRNS shall include the *DL Code Information* IE in the RADIO LINK RECONFIGURATION READY.]

[FDD - If the RADIO LINK RECONFIGURATION PREPARE message includes a *DL DPCH Information* IE, the DRNS shall apply the parameters to the new configuration as follows:]

- [FDD - If the *DL DPCH Information IE* includes the *Number of DL Channelisation Codes IE*, the DRNS shall allocate given number of Downlink Channelisation Codes per Radio Link and apply the new Downlink Channelisation Code(s) to the new configuration. Each Downlink Channelisation Code allocated for the new configuration shall be included in the RADIO LINK RECONFIGURATION READY message within the *DL Code Information IE* as a *FDD DL Channelisation Code Number IE* when sent to the SRNC. If some Transmission Gap Pattern sequences using "SF/2" method are already initialised in the DRNS, DRNC shall include the *Transmission Gap Pattern Sequence Scrambling Code Information IE* in the RADIO LINK RECONFIGURATION READY message in case the DRNS selects to change the Scrambling code change method for one or more DL Channelisation Code.]
- [FDD - When more than one DL DPDCH are assigned per RL, the segmented physical channel shall be mapped on to DL DPDCHs according to [8]. When p number of DL DPDCHs are assigned to each RL, the first pair of DL Scrambling Code and FDD DL Channelisation Code Number corresponds to "*PhCH number 1*", the second to "*PhCH number 2*", and so on until the p th to "*PhCH number p*".]
- [FDD - If the *DL DPCH Information IE* includes the *TFCS IE*, the DRNS shall use the *TFCS IE* for the DL when reserving resources for the downlink of the new configuration. The DRNS shall apply the new TFCS in the Downlink of the new configuration.]
- [FDD - If the *DL DPCH Information IE* includes the *DL DPCH Slot Format IE*, the DRNS shall apply the new slot format used in DPCH in DL.]
- [FDD - If the *DL DPCH Information IE* includes the *TFCI Signalling Mode IE*, the DRNS shall apply the new signalling mode of the TFCI.]
- [FDD - If the *DL DPCH Information IE* includes the *Multiplexing Position IE*, the DRNS shall apply the new parameter to define whether fixed or flexible positions of transport channels shall be used in the physical channel.]
- [FDD - If the *DL DPCH Information IE* includes the *Limited Power Increase IE* set to "Used", the DRNS shall, if supported, use Limited Power Increase according to ref. [10] subclause 5.2.1 for the inner loop DL power control in the new configuration.]
- [FDD - If the *DL DPCH Information IE* includes the *Limited Power Increase IE* set to "Not Used", the DRNS shall not use Limited Power Increase for the inner loop DL power control in the new configuration.]
 - [FDD - If the RADIO LINK RECONFIGURATION PREPARE message does not include the *Length of TFCI2 IE* and the *Split type IE* is present with the value "Hard", then the DRNS shall assume the length of the TFCI (field 2) is 5 bits.]
 - [FDD - If the RADIO LINK RECONFIGURATION PREPARE message includes *Split Type IE*, then the DRNS shall apply this information to the new configuration of TFCI.]
 - [FDD - If the *DL DPCH Information IE* includes the *Length of TFCI2 IE*, the DRNS shall apply this information to the length of TFCI(field 2) in the new configuration.]

[FDD - If the RADIO LINK RECONFIGURATION PREPARE message includes the *F-DPCH Information IE*, the DRNS shall configure the concerned UE Context to use F-DPCH in the downlink in the new configuration.]

[FDD - If the RADIO LINK RECONFIGURATION PREPARE message includes the *Transmission Gap Pattern Sequence Information IE*, the DRNS shall store the new information about the Transmission Gap Pattern Sequences to be used in the new Compressed Mode Configuration. Any Transmission Gap Pattern Sequences already existing in the previous Compressed Mode Configuration are replaced by the new sequences once the new Compressed Mode Configuration has been activated. This new Compressed Mode Configuration shall be valid in the DRNS until the next Compressed Mode Configuration is configured in the DRNS or until the last Radio Link is deleted.]

[FDD - If the RADIO LINK RECONFIGURATION PREPARE message includes the *Transmission Gap Pattern Sequence Information IE* and the *Downlink Compressed Mode Method IE* in one or more Transmission Gap Pattern Sequence within the *Transmission Gap Pattern Sequence Information IE* is set to "SF/2" and the UE Context is configured to use DPCH in the downlink in the new configuration, the DRNC shall include the *Transmission Gap Pattern Sequence Scrambling Code Information IE* in the RADIO LINK RECONFIGURATION READY message indicating for each Channelisation Code whether the alternative scrambling code shall be used or not].

[FDD - If the RADIO LINK RECONFIGURATION PREPARE message includes an *E-DPCH Information IE*, the DRNS shall apply the parameters to the new configuration as follows:]

- [FDD - If the *E-DPCH Information* IE includes the *Min UL Channelisation Code Length for EDCH FDD* IE, the DRNS shall apply the new Min UL Channelisation Code Length in the new configuration. The DRNS shall apply the contents of the *Max Number of E-DPDCHs* IE (if it is included) in the new configuration.]
- [FDD - If the *E-DPCH Information* IE includes the *Puncture Limit* IE, the DRNS shall apply the value in the uplink of the new configuration]
- [FDD - If the *E-DPCH Information* IE includes the *E-TFCS* IE, the DRNS shall use the *E-TFCS* IE for the E-DCH when reserving resources for the uplink of the new configuration. The DRNS shall apply the new TFCS in the uplink of the new configuration.]
- [FDD - If the *E-DPCH Information* IE includes the *E-TTI* IE, the DRNS shall use the value when the new configuration is being used.]

[TDD - UL/DL CCTrCH Modification]

[TDD - If the RADIO LINK RECONFIGURATION PREPARE message includes any *UL CCTrCH To Modify* IEs or *DL CCTrCH To Modify* IEs, then the DRNS shall treat them each as follows:]

- [TDD - If any of the *UL CCTrCH To Modify* IEs or *DL CCTrCH To Modify* IEs includes any of the *TFCS* IE, *TFCI coding* IE, *Puncture limit* IE, or *TPC CCTrCH ID* IEs the DRNS shall apply these as the new values, otherwise the previous values specified for this CCTrCH are still applicable.]
- [TDD - If any of the following listed DPCH information IEs are modified in the new prepared configuration, the DRNC shall include in the RADIO LINK RECONFIGURATION READY message the IEs indicating the new values: *Repetition Period* IE, *Repetition Length* IE, *TDD DPCH Offset* IE, [3.84Mcps TDD - *UL Timeslot Information* IE,] [1.28Mcps TDD - *UL Timeslot Information LCR* IE,] [3.84Mcps TDD - *DL Timeslot Information* IE,] [1.28Mcps TDD - *DL Timeslot Information LCR* IE,] [3.84Mcps TDD - *Midamble Shift And Burst Type* IE,] [1.28Mcps TDD - *Midamble Shift LCR* IE,] *TFCI Presence* IE, [3.84Mcps TDD - *TDD Channelisation Code* IE,] [1.28Mcps TDD - and/or *TDD Channelisation Code LCR* IE,] [1.28Mcps TDD - *TDD UL DPCH Time Slot Format LCR* IE or *TDD DL DPCH Time Slot Format LCR* IE].]
- [1.28Mcps TDD - If the *UL CCTrCH To Modify* IE includes the *UL SIR Target* IE, the DRNS shall use the value for the UL inner loop power control according [12] and [22] in the new configuration.]
- [TDD - If any of the *DL CCTrCH To Modify* IEs includes any *TPC CCTrCH ID* IEs, the DRNS shall apply these as the new values, otherwise the previous values specified for this CCTrCH are still applicable.]
- [1.28Mcps TDD - If the *UL CCTrCH to Modify* IE includes the *TDD TPC Uplink Step Size* IE, the DRNS shall apply this value to the uplink TPC step size in the new configuration.]
- [TDD - If the *DL CCTrCH to Modify* IE includes the *TDD TPC Downlink Step Size* IE, the DRNS shall apply this value to the downlink TPC step size in the new configuration.]

[TDD - UL/DL CCTrCH Addition]

[TDD - If the RADIO LINK RECONFIGURATION PREPARE message includes any *UL CCTrCH To Add* IEs or *DL CCTrCH To Add* IEs, the DRNS shall include this CCTrCH in the new configuration.]

[TDD - If the RADIO LINK RECONFIGURATION PREPARE message includes any *DCHs to Add* IEs, the DRNC shall include in the RADIO LINK RECONFIGURATION READY message the DPCH information in [3.84Mcps TDD - *UL DPCH to be Added* IE/*DL DPCH to be Added* IEs] [1.28Mcps TDD - *UL DPCH to be Added LCR* IE/*DL DPCH to be Added LCR* IEs] [3.84Mcps TDD - If no UL DPCH is active before a reconfiguration which adds an UL DPCH, and if a valid Rx Timing Deviation measurement is known in DRNC, then the DRNC shall include the *Rx Timing Deviation* IE in the RADIO LINK RECONFIGURATION READY message].]

[TDD - If the RADIO LINK RECONFIGURATION PREPARE message includes the *TDD TPC Downlink Step Size* IE within a *DL CCTrCH To Add* IE, the DRNS shall set the TPC step size of that CCTrCH to that value, otherwise the DRNS shall use the same value as the lowest numbered DL CCTrCH in the current configuration.]

[1.28Mcps TDD - The DRNS shall use the *UL SIR Target* IE in the *UL CCTrCH To Add* IE as the UL SIR value for the inner loop power control for this CCTrCH according [12] and [22] in the new configuration.]

[TDD - If any of the *DL CCTrCH To Add* IEs includes any *TPC CCTrCH ID* IEs, the DRNS shall configure the identified UL CCTrCHs with TPC according to the parameters given in the message.]

[1.28Mcps TDD - If the *UL CCTrCH To Add* IE includes *TDD TPC Uplink Step Size* IE, the DRNS shall apply the uplink TPC step size in the new configuration.]

[TDD - UL/DL CCTrCH Deletion]

[TDD - If the RADIO LINK RECONFIGURATION PREPARE message includes any *UL CCTrCH To Delete* IEs or *DL CCTrCH To Delete* IEs, the DRNS shall remove this CCTrCH in the new configuration, and the DRNC shall include in the RADIO LINK RECONFIGURATION READY message corresponding *UL DPCH to be Deleted* IEs and *DL DPCH to be Deleted* IEs.]

~~SSDT Activation/Deactivation:~~

- ~~— [FDD - If the *RL Information* IE includes the *SSDT Indication* IE set to "SSDT Active in the UE", then in the new configuration the DRNS shall activate SSDT, if supported, using the *SSDT Cell Identity* IE in *RL Information* IE, and the *SSDT Cell Identity Length* IE in *UL DPCH Information* IE.]~~
- ~~— [FDD - If the *RL Information* IE includes the *Qth Parameter* IE and the *SSDT Indication* IE set to "SSDT Active in the UE", the DRNS shall use the *Qth Parameter* IE, if *Qth* signalling is supported, when SSDT is activated in the new configuration.]~~
- ~~— [FDD - If the *RL Information* IE includes the *SSDT Indication* IE set to "SSDT not Active in the UE", the DRNS shall deactivate SSDT in the new configuration.]~~

DL Power Control:

- [FDD - If the *RL Information* IE includes the *DL Reference Power* IEs and power balancing is active, DRNS shall update the reference power of the power balancing in the indicated RL(s), if updating of power balancing parameters by the RADIO LINK RECONFIGURATION PREPARE message is supported, at the CFN in the RADIO LINK RECONFIGURATION COMMIT message, according to subclause 8.3.15, using the *DL Reference Power* IE. If the CFN modulo the value of the *Adjustment Period* IE is not equal to 0, the power balancing continues with the old reference power until the end of the current adjustment period, and the updated reference power shall be used from the next adjustment period.]

[FDD - If updating of power balancing parameters by the RADIO LINK RECONFIGURATION PREPARE message is supported by the DRNS, the DRNC shall include the *DL Power Balancing Updated Indicator* IE in the *RL Information Response* IE for each affected RL in the RADIO LINK RECONFIGURATION READY message.]

DSCH Addition/Modification/Deletion:

If the RADIO LINK RECONFIGURATION PREPARE message includes any *DSCH To Add*, *DSCH To Modify* or *DSCH To Delete* IEs, then the DRNS shall use this information to add/modify/delete the indicated DSCH channels to/from the radio link, in the same way as the DCH info is used to add/modify/release DCHs.

If the RADIO LINK RECONFIGURATION PREPARE message includes any *DSCH To Add* IE, then the DRNS shall use the *Allocation/Retention Priority* IE, *Scheduling Priority Indicator* IE and *TrCH Source Statistics Descriptor* IE to define a set of DSCH Priority classes each of which is associated with a set of supported MAC-c/sh SDU lengths.

The DRNC shall include in the RADIO LINK RECONFIGURATION READY message both the *Transport Layer Address* IE and the *Binding ID* IE for the transport bearer to be established for each added DSCH.

If the RADIO LINK RECONFIGURATION PREPARE message includes any *DSCH To Add* IE, then the DRNS may use the *Traffic Class* IE to determine the transport bearer characteristics to apply between DRNC and Node B for the related DSCHs.

~~[FDD - If the *DSCHs To Add* IE includes the *Enhanced DSCH PC* IE, the DRNS shall activate enhanced DSCH power control in accordance with ref. [10] subclause 5.2.2, if supported, using either:]~~

- ~~— [FDD - the *SSDT Cell Identity for EDSCHPC* IE in the *RL Information* IE, if the *SSDT Cell Identity* IE is not included in the *RL Information* IE or]~~
- ~~— [FDD - the *SSDT Cell Identity* IE in the *RL Information* IE, if both the *SSDT Cell Identity* IE and the *SSDT Cell Identity for EDSCHPC* are included in the *RL Information* IE.]~~

~~[FDD - together with the *SSDT Cell Identity Length* IE in *UL DPCH Information* IE, and *Enhanced DSCH PC* IE, in the new configuration.]~~

[FDD - If the enhanced DSCH power control is activated and the TFCI PC Mode 2 is supported, the primary/secondary status determination in the enhanced DSCH power control shall be applied to the TFCI power control in DSCH hard split mode.]

If the RADIO LINK RECONFIGURATION PREPARE message includes any *DSCH To Modify* IE, then the DRNS shall treat them each as follows:

- The DRNC shall include in the RADIO LINK RECONFIGURATION READY message both the *Transport Layer Address* IE and the *Binding ID* IE for any new transport bearer to be established for each modified DSCH.
- [FDD - If the *DSCH To Modify* IE includes any *DSCH Info* IEs, then the DRNS shall treat them each as follows:]
 - [FDD - If the *DSCH Info* IE includes any of the *Allocation/Retention Priority* IE, *Scheduling Priority Indicator* IE or *TrCH Source Statistics Descriptor* IE, the DRNS shall use them to update the set of DSCH Priority classes each of which is associated with a set of supported MAC-c/sh SDU lengths.]
 - [FDD - If the *DSCH Info* IE includes any of the *Transport Format Set* IE or *BLER* IE, the DRNS shall apply the parameters to the new configuration.]
 - [FDD - If the *DSCH Info* IE includes the *Traffic Class* IE, the DRNS may use this information to determine the transport bearer characteristics to apply between DRNC and Node B for the related DSCHs.]
- [FDD - If the *DSCH To Modify* IE includes the *PDSCH RL ID* IE, then the DRNS shall use it as the new DSCH RL identifier.]
- [FDD - If the indicated PDSCH RL ID is in the DRNS and there was no DSCH-RNTI allocated to the UE Context, the DRNC shall allocate a DSCH-RNTI to the UE Context and include the *DSCH-RNTI* IE in the RADIO LINK RECONFIGURATION READY message.]
- [FDD - If the indicated PDSCH RL ID is in the DRNS and there was a DSCH-RNTI allocated to the UE Context, the DRNC shall allocate a new DSCH-RNTI to the UE Context, release the old DSCH-RNTI and include the *DSCH-RNTI* IE in the RADIO LINK RECONFIGURATION READY message.]
- [FDD - If the indicated PDSCH RL ID is not in the DRNS and there was a DSCH-RNTI allocated to the UE Context, the DRNC shall release this DSCH-RNTI.]
- [FDD - If the *DSCH To Modify* IE includes the *Transport Format Combination Set* IE, then the DRNS shall use it as the new Transport Format Combination Set associated with the DSCH.]
- [TDD - If the *DSCHs To Modify* IE includes the *CCTrCH ID* IE, then the DRNS shall map the DSCH onto the referenced DL CCTrCH.]
- [TDD - If the *DSCHs To Modify* IE includes any of the *Allocation/Retention Priority* IE, *Scheduling Priority Indicator* IE or *TrCH Source Statistics Descriptor* IE, the DRNS shall use them to update the set of DSCH Priority classes each of which is associated with a set of supported MAC-c/sh SDU lengths.]
- [TDD - If the *DSCHs To Modify* IE includes any of the *Transport Format Set* IE or *BLER* IE, the DRNS shall apply the parameters to the new configuration.]
- [TDD - If the *DSCHs To Modify* IE includes the *Traffic Class* IE, the DRNS may use this information to determine the transport bearer characteristics to apply between DRNC and Node B for the related DSCHs.]
- ~~[FDD - If the *DSCHs To Modify* IE includes the *Enhanced DSCH PC Indicator* IE set to "Enhanced DSCH PC Active in the UE", the DRNS shall activate enhanced DSCH power control in accordance with ref. [10] subclause 5.2.2, if supported, using either:]~~
 - ~~— [FDD - the *SSDT Cell Identity for EDSCHPC* IE in *RL Information* IE, if the *SSDT Cell Identity* IE is not included in the *RL Information* IE or]~~
 - ~~— [FDD - the *SSDT Cell Identity* IE in the *RL Information* IE, if both the *SSDT Cell Identity* IE and the *SSDT Cell Identity for EDSCHPC* are included in the *RL Information* IE.]~~
- ~~[FDD - together with the *SSDT Cell Identity Length* IE in *UL DPCH Information* IE, and *Enhanced DSCH PC* IE, in the new configuration.]~~

- [FDD - If the *DSCHs To Modify* IE includes the *Enhanced DSCH PC Indicator* IE set to "Enhanced DSCH PC not Active in the UE", the DRNS shall deactivate enhanced DSCH power control in the new configuration.]

[FDD - If the enhanced DSCH power control is activated and the TFCI PC Mode 2 is supported, the primary/secondary status determination in the enhanced DSCH power control shall be applied to the TFCI power control in DSCH hard split mode.]

[FDD - If the RADIO LINK RECONFIGURATION PREPARE message includes a *DSCHs To Delete* IE requesting the deletion of all DSCH resources for the UE Context, then the DRNC shall release the DSCH-RNTI allocated to the UE Context, if there was one.]

[3.84 Mcps TDD - The DRNC shall include the *Secondary CCPCH Info TDD* IE in the RADIO LINK RECONFIGURATION READY message if a DSCH is added and at least one DCH exists in the new configuration. The DRNC shall also include the *Secondary CCPCH Info TDD* IE in the RADIO LINK RECONFIGURATION READY message if the SHCCH messages for this radio link will be transmitted over a different secondary CCPCH than selected by the UE from system information.]

[FDD - If the RADIO LINK RECONFIGURATION PREPARE message includes the *Enhanced DSCH PC Indicator* IE set to "Enhanced DSCH PC not Active in the UE", the DRNS shall deactivate enhanced DSCH power control in the new configuration.]

If the requested modifications are allowed by the DRNS and the DRNS has successfully reserved the required resources for the new configuration of the Radio Link(s), it shall respond to the SRNC with the RADIO LINK RECONFIGURATION READY message.

The DRNC shall include the *DSCH Initial Window Size* IE in the RADIO LINK RECONFIGURATION READY message for each DSCH, if the DRNS allows the SRNC to start transmission of MAC-c/sh SDUs before the DRNS has allocated capacity on user plane as described in [32].

[TDD USCH Addition/Modification/Deletion]

Partially omitted

8.3.4.4 Abnormal Conditions

If only a subset of all the DCHs belonging to a set of co-ordinated DCHs is requested to be deleted, the DRNS shall reject the Synchronised Radio Link Reconfiguration Preparation procedure as having failed and shall send the RADIO LINK RECONFIGURATION FAILURE message to the SRNC.

If more than one DCH of a set of co-ordinated DCHs has the *QE-Selector* IE set to "selected" [TDD - or no DCH of a set of co-ordinated DCHs has the *QE-Selector* IE set to "selected"] the DRNS shall reject the Synchronised Radio Link Reconfiguration Preparation procedure and the DRNC shall respond with a RADIO LINK RECONFIGURATION FAILURE message.

~~[FDD - If the *RL Information IE* includes the *SSDT Indication IE* set to "SSDT Active in the UE" and SSDT is not active in the current configuration, the DRNS shall reject the Synchronised Radio Link Reconfiguration Preparation procedure if the *UL DPCH Information IE* does not include the *SSDT Cell Identity Length IE*. The DRNC shall then respond with a RADIO LINK RECONFIGURATION FAILURE message.]~~

[FDD - If the *DSCHs To Add IE* includes the *Enhanced DSCH PC IE* and the *DSCH To Modify IE* include the *Enhanced DSCH PC Indicator IE* set to "Enhanced DSCH PC not Active in the UE", then the DRNS shall deactivate enhanced DSCH power control in the new configuration.]

[FDD - If both the *DSCHs To Add IE* and the *DSCH To Modify IE* include *Enhanced DSCH PC IE*, then the DRNS shall ignore the *Enhanced DSCH PC IE* in the *DSCH To Add IE*.]

If the RADIO LINK RECONFIGURATION PREPARE message includes a *DCHs To Modify IE* or *DCHs To Add IE* with multiple *DCH Specific Info IEs*, and if the DCHs in the *DCHs To Modify IE* or *DCHs To Add IE* do not have the same *Transmission Time Interval IE* in the *Semi-static Transport Format Information IE*, then the DRNC shall reject the procedure using the RADIO LINK RECONFIGURATION FAILURE message.

[FDD - If the *RL Information IE* includes the *DL Reference Power IE*, but the power balancing is not active in the indicated RL(s), the DRNS shall reject the Synchronised Radio Link Reconfiguration Preparation procedure as having failed and the DRNC shall respond with the RADIO LINK RECONFIGURATION FAILURE message with the cause value "Power Balancing status not compatible".]

[FDD - If the power balancing is active with the Power Balancing Adjustment Type of the UE Context set to "Common" in the existing RL(s) but the RADIO LINK RECONFIGURATION PREPARE message includes more than one *DL Reference Power IE*, the DRNS shall reject the Synchronised Radio Link Reconfiguration Preparation procedure as having failed and the DRNC shall respond with the RADIO LINK RECONFIGURATION FAILURE message with the cause value "Power Balancing status not compatible".]

[FDD - If the RADIO LINK RECONFIGURATION PREPARE message does not include the *Split Type IE* but includes *TFCI Signalling Mode IE* set to "Split", then the DRNC shall reject the procedure using the RADIO LINK RECONFIGURATION FAILURE message.]

[FDD - If the RADIO LINK RECONFIGURATION PREPARE message does not include the *Length of TFCI2 IE* but the *Split type IE* is set to "Logical", then the DRNC shall reject the procedure using the RADIO LINK RECONFIGURATION FAILURE message.]

[FDD - If the RADIO LINK RECONFIGURATION PREPARE message includes the *Split Type IE* set to the value "Hard" and the *Length Of TFCI2 IE* set to the value "1", "2", "5", "8", "9" or "10", then the DRNC shall reject the procedure using the RADIO LINK RECONFIGURATION FAILURE message.]

[FDD - If the RADIO LINK RECONFIGURATION PREPARE message does not include the *Split Type IE* but includes the *Length of TFCI2 IE*, then the DRNC shall reject the procedure using the RADIO LINK RECONFIGURATION FAILURE message.]

If the RADIO LINK RECONFIGURATION PREPARE message contains the *Transport Layer Address IE* or the *Binding ID IE* when establishing a transport bearer for any Transport Channel or HS-DSCH MAC-d flow being added, or any Transport Channel or HS-DSCH MAC-d flow being modified for which a new transport bearer was requested with the *Transport Bearer Request Indicator IE*., and not both are present for a transport bearer intended to be established, the DRNC shall reject the Synchronised Radio Link Reconfiguration Preparation procedure and the DRNC shall respond with a RADIO LINK RECONFIGURATION FAILURE message.

If the RADIO LINK RECONFIGURATION PREPARE message contains any of the *HS-DSCH Information To Modify IE*, *HS-DSCH MAC-d Flows To Add IE* or *HS-DSCH MAC-d Flows To Delete IE* in addition to the *HS-DSCH*

Information IE, the DRNC shall reject the procedure using the RADIO LINK RECONFIGURATION FAILURE message.

If the RADIO LINK RECONFIGURATION PREPARE message contains any of the *HS-DSCH Information To Modify* IE, *HS-DSCH MAC-d Flows To Add* IE, *HS-DSCH MAC-d Flows To Delete* IE or *HS-PDSCH RL ID* IE and the Serving HS-DSCH Radio Link is not in the DRNS, the DRNC shall reject the procedure using the RADIO LINK RECONFIGURATION FAILURE message.

If the RADIO LINK RECONFIGURATION PREPARE message includes the *HS-DSCH Information* IE and does not include the *HS-PDSCH RL-ID* IE, the DRNC shall reject the procedure using the RADIO LINK RECONFIGURATION FAILURE message.

If the RADIO LINK RECONFIGURATION PREPARE message includes the *HS-DSCH Information To Modify* IE deleting the last remaining Priority Queue of an HS-DSCH MAC-d Flow, the DRNC shall reject the procedure using the RADIO LINK RECONFIGURATION FAILURE message.

If the RADIO LINK RECONFIGURATION PREPARE message includes the *HS-PDSCH RL-ID* IE indicating a Radio Link not existing in the UE Context, the DRNC shall reject the procedure using the RADIO LINK RECONFIGURATION FAILURE message.

If the RADIO LINK RECONFIGURATION PREPARE message contains any of the *HS-DSCH Information* IE, *HS-DSCH Information To Modify* IE, or *HS-DSCH MAC-d Flows To Add* IE and if in the new configuration the Priority Queues associated with the same *HS-DSCH MAC-d Flow ID* IE have the same *Scheduling Priority Indicator* IE value, the DRNC shall reject the procedure using the RADIO LINK RECONFIGURATION FAILURE message.

[FDD - If the RADIO LINK RECONFIGURATION PREPARE message includes the *F-DPCH Information* IE and the *DL DPCH Information* IE, then the DRNS shall reject the procedure using the RADIO LINK RECONFIGURATION FAILURE message.]

If the RADIO LINK RECONFIGURATION PREPARE message includes *HS-DSCH Information* IE and the HS-DSCH is already configured in the UE Context, the DRNC shall reject the procedure using the RADIO LINK RECONFIGURATION FAILURE message.

[FDD - If the concerned UE Context is configured to use DPCH in the downlink in the old configuration and if the RADIO LINK RECONFIGURATION PREPARE message includes the *DL DPCH Power Information* IE, then the DRNS shall reject the procedure using the RADIO LINK RECONFIGURATION FAILURE message.]

[FDD - If the concerned UE Context is configured to use F-DPCH in the downlink in the old configuration and the RADIO LINK RECONFIGURATION PREPARE message includes at least one but not all of the *TFCS* IE, *DL DPCH Slot Format* IE, *TFCI Signalling Mode* IE, *Multiplexing Position* IE, *Limited Power Increase* IE and *DL DPCH Power Information* IE in the *DL DPCH Information* IE, then the DRNS shall reject the procedure using the RADIO LINK RECONFIGURATION FAILURE message.]

9.1.3 RADIO LINK SETUP REQUEST

9.1.3.1 FDD Message

IE/Group Name	Presence	Range	IE Type and Reference	Semantics Description	Criticality	Assigned Criticality
Message Type	M		9.2.1.40		YES	reject
Transaction ID	M		9.2.1.59		–	
SRNC-ID	M		RNC-ID 9.2.1.50		YES	reject
S-RNTI	M		9.2.1.53		YES	reject
D-RNTI	O		9.2.1.24		YES	reject
Allowed Queuing Time	O		9.2.1.2		YES	reject
UL DPCH Information		1			YES	reject
>UL Scrambling Code	M		9.2.2.53		–	
>Min UL Channelisation Code Length	M		9.2.2.25		–	
>Max Number of UL DPDCHs	C – CodeLen		9.2.2.24		–	
>Puncture Limit	M		9.2.1.46	For the UL.	–	
>TFCS	M		9.2.1.63		–	
>UL DPCCH Slot Format	M		9.2.2.52		–	
>Uplink SIR Target	O		Uplink SIR 9.2.1.69		–	
>Diversity mode	M		9.2.2.8		–	
>Not UsedSSDT Cell Identity Length	ⓘ		NULL9.2.2.44		–	
>Not UsedS Field Length	ⓘ		NULL9.2.2.36		–	
>DPC Mode	O		9.2.2.12A		YES	reject
>UL DPDCH Indicator for E-DCH operation	C-EDCHInfo		9.2.2.52A		YES	reject
DL DPCH Information		0..1			YES	reject
>TFCS	M		9.2.1.63		–	
>DL DPCH Slot Format	M		9.2.2.9		–	
>Number of DL Channelisation Codes	M		9.2.2.26A		–	
>TFCI Signalling Mode	M		9.2.2.46		–	
>TFCI Presence	C-SlotFormat		9.2.1.55		–	
>Multiplexing Position	M		9.2.2.26		–	
>Power Offset Information		1			–	
>>PO1	M		Power Offset 9.2.2.30	Power offset for the TFCI bits.	–	
>>PO2	M		Power Offset 9.2.2.30	Power offset for the TPC bits.	–	
>>PO3	M		Power Offset 9.2.2.30	Power offset for the pilot bits.	–	
>FDD TPC Downlink Step Size	M		9.2.2.16		–	
>Limited Power Increase	M		9.2.2.21A		–	
>Inner Loop DL PC Status	M		9.2.2.21a		–	
>Split Type	O		9.2.2.39a		YES	reject
>Length of TFCI2	O		9.2.2.21C		YES	reject
DCH Information	M		DCH FDD Information 9.2.2.4A		YES	reject
DSCH Information	O		DSCH FDD Information		YES	reject

IE/Group Name	Presence	Range	IE Type and Reference	Semantics Description	Criticality	Assigned Criticality
			9.2.2.13A			
RL Information		1...<maxn oofRLs>			EACH	notify
>RL ID	M		9.2.1.49		–	
>C-ID	M		9.2.1.6		–	
>First RLS Indicator	M		9.2.2.16A		–	
>Frame Offset	M		9.2.1.30		–	
>Chip Offset	M		9.2.2.1		–	
>Propagation Delay	O		9.2.2.33		–	
>Diversity Control Field	C – NotFirstRL		9.2.1.20		–	
>Initial DL TX Power	O		DL Power 9.2.1.21A		–	
>Primary CPICH Ec/No	O		9.2.2.32		–	
> Not Used SSDT Cell Identity	○		NULL 9.2.2.40		–	
>Transmit Diversity Indicator	C – Diversity mode		9.2.2.48		–	
> SSDT Cell Identity for EDSCHPC	C- EDSCHPC		9.2.2.40A		YES	ignore
>Enhanced Primary CPICH Ec/No	O		9.2.2.13I		YES	ignore
>RL Specific DCH Information	O		9.2.1.49A		YES	ignore
>Delayed Activation	O		9.2.1.19Aa		YES	reject
> Qth Parameter	○		9.2.2.34a		YES	ignore
>Cell Portion ID	O		9.2.2.E		YES	ignore
>RL specific E-DCH Information	O		9.2.1.300 C		YES	reject
>E-DCH RL Indication	O		9.2.2.4E		YES	reject
Transmission Gap Pattern Sequence Information	O		9.2.2.47A		YES	reject
Active Pattern Sequence Information	O		9.2.2.A		YES	reject
Permanent NAS UE Identity	O		9.2.1.73		YES	ignore
DL Power Balancing Information	O		9.2.2.10A		YES	ignore
HS-DSCH Information	O		HS-DSCH FDD Information 9.2.2.19a		YES	reject
HS-PDSCH RL ID	C – InfoHSDSCH		RL ID 9.2.1.49		YES	reject
UE Support Of Dedicated Pilots For Channel Estimation	O		9.2.2.50A		YES	ignore
UE Support Of Dedicated Pilots For Channel Estimation Of HS-DSCH	O		9.2.2.50B		YES	ignore
MBMS Bearer Service List		0...<maxn oofMBMS >			GLOBAL	notify
>TMGI	M		9.2.1.80		–	
E-DPCH Information		0..1			YES	reject
>Min UL Channelisation Code Length for E-DCH FDD	M		9.2.2.25A		–	
>Max Number of UL E-DPDCHs	C- CodeLenE DCH		9.2.2.24e		–	
>Puncture Limit	M		9.2.1.50		–	
>E-TFCS	M		9.2.2.4G		–	
>E-TTI	M		9.2.2.4J		–	
E-DCH FDD Information	O		9.2.2.4B		YES	reject

IE/Group Name	Presence	Range	IE Type and Reference	Semantics Description	Criticality	Assigned Criticality
Serving E-DCH RL	C-EDCHInfo		9.2.1.45D		YES	reject
F-DPCH Information		<i>0..1</i>			YES	reject
>Power Offset Information		<i>1</i>			–	
>>PO2	M		Power Offset 9.2.2.30	Power offset for the TPC bits.	–	
>FDD TPC Downlink Step Size	M		9.2.2.16		–	
>Limited Power Increase	M		9.2.2.21A		–	
>Inner Loop DL PC Status	M		9.2.2.21a		–	
Initial DL DPCH Timing Adjustment Allowed	O		9.2.2.21b		YES	ignore

Condition	Explanation
CodeLen	The IE shall be present if <i>Min UL Channelisation Code length</i> IE equals to 4
SlotFormat	The IE shall be present if the <i>DL DPCH Slot Format</i> IE is equal to any of the values from 12 to 16.
NotFirstRL	The IE shall be present if the RL is not the first one in the <i>RL Information</i> IE.
Diversity mode	The IE shall be present if <i>Diversity Mode</i> IE in <i>UL DPCH Information</i> IE is not equal to "none".
EDSCHPC	This IE shall be present if <i>Enhanced DSCH PC</i> IE is present in the <i>DSCH Information</i> IE.
InfoHSDSCH	This IE shall be present if <i>HS-DSCH Information</i> IE is present.
EDCHInfo	This IE shall be present if <i>E-DPCH Information</i> IE is present.
CodeLenEDCH	The IE shall be present if <i>Min UL Channelisation Code length for E-DCH FDD</i> IE equals to 2.

Range bound	Explanation
<i>MaxnoofRLs</i>	Maximum number of RLs for one UE.
<i>MaxnoofMBMS</i>	Maximum number of MBMS bearer services that a UE can join.

9.1.6 RADIO LINK ADDITION REQUEST

9.1.6.1 FDD Message



IE/Group Name	Presence	Range	IE Type and Reference	Semantics Description	Criticality	Assigned Criticality
Message Type	M		9.2.1.40		YES	reject
Transaction ID	M		9.2.1.59		–	
Uplink SIR Target	M		Uplink SIR 9.2.1.69		YES	reject
RL Information		<i>1..<max number of RLS-1></i>			EACH	notify
>RL ID	M		9.2.1.49		–	
>C-ID	M		9.2.1.6		–	
>Frame Offset	M		9.2.1.30		–	
>Chip Offset	M		9.2.2.1		–	
>Diversity Control Field	M		9.2.1.20		–	
>Primary CPICH Ec/No	O		9.2.2.32		–	
> Not Used SSDT Cell Identity	O		NULL 9.2.2.40		–	
>Transmit Diversity Indicator	O		9.2.2.48		–	
>DL Reference Power	O		DL Power 9.2.1.21A	Power on DPCH or on F-DPCH	YES	ignore
>Enhanced Primary CPICH Ec/No	O		9.2.2.13I		YES	ignore
>RL Specific DCH Information	O		9.2.1.49A		YES	ignore
>Delayed Activation	O		9.2.1.19Aa		YES	reject
> Qth Parameter	O		9.2.2.34a		YES	ignore
>RL specific E-DCH Information	O		9.2.1.300C		YES	reject
>E-DCH RL Indication	O		9.2.2.4E		YES	reject
Active Pattern Sequence Information	O		9.2.2A	Either all the already active Transmission Gap Sequence(s) are addressed (Transmission Gap Pattern sequence shall overlap with the existing one) or none of the transmission gap sequences is activated.	YES	reject
DPC Mode	O		9.2.2.12A		YES	reject
Permanent NAS UE Identity	O		9.2.1.73		YES	ignore
Serving E-DCH RL	C-EDCHInfo		9.2.1.45D		YES	reject
Initial DL DPCH Timing Adjustment Allowed	O		9.2.2.21b		YES	ignore

Range bound	Explanation
<i>MaxnoofRLs</i>	Maximum number of radio links for one UE.

Condition	Explanation
EDCHInfo	This IE shall be present if <i>RL specific E-DCH Information</i> IE is present for at least one RL indicated in the message.

9.1.11 RADIO LINK RECONFIGURATION PREPARE

9.1.11.1 FDD Message

IE/Group Name	Presence	Range	IE Type and Reference	Semantics Description	Criticality	Assigned Criticality
Message Type	M		9.2.1.40		YES	reject
Transaction ID	M		9.2.1.59		–	
Allowed Queuing Time	O		9.2.1.2		YES	reject
UL DPCH Information		0..1			YES	reject
>UL Scrambling Code	O		9.2.2.53		–	
>UL SIR Target	O		Uplink SIR 9.2.1.69		–	
>Min UL Channelisation Code Length	O		9.2.2.25		–	
>Max Number of UL DPDCHs	C – CodeLen		9.2.2.24		–	
>Puncture Limit	O		9.2.1.46	For the UL.	–	
>TFCS	O		9.2.1.63	TFCS for the UL.	–	
>UL DPCCH Slot Format	O		9.2.2.52		–	
>Diversity Mode	O		9.2.2.8		–	
>Not Used SSDT Cell Identity Length			NULL 9.2.2.44		–	
>Not Used S-Field Length			NULL 9.2.2.36		–	
DL DPCH Information		0..1			YES	reject
>TFCS	O		9.2.1.63	TFCS for the DL.	–	
>DL DPCH Slot Format	O		9.2.2.9		–	
>Number of DL Channelisation Codes	O		9.2.2.26A		–	
>TFCI Signalling Mode	O		9.2.2.46		–	
>TFCI Presence	C- SlotFormat		9.2.1.55		–	
>Multiplexing Position	O		9.2.2.26		–	
>Limited Power Increase	O		9.2.2.21A		–	
>Split Type	O		9.2.2.39a		YES	reject
>Length of TFCI2	O		9.2.2.21C		YES	reject
>DL DPCH Power Information		0..1			YES	reject
>>Power Offset Information		1			–	
>>>PO1	M		Power Offset 9.2.2.30	Power offset for the TFCI bits	–	
>>>PO2	M		Power Offset 9.2.2.30	Power offset for the TPC bits	–	
>>>PO3	M		Power Offset 9.2.2.30	Power offset for the pilot bits	–	
>>FDD TPC Downlink Step Size	M		9.2.2.16		–	
>>Inner Loop DL PC Status	M		9.2.2.21a		–	
DCHs To Modify	O		FDD DCHs To Modify 9.2.2.13C		YES	reject
DCHs To Add	O		DCH FDD		YES	reject

IE/Group Name	Presence	Range	IE Type and Reference	Semantics Description	Criticality	Assigned Criticality
			Information 9.2.2.4A			
DCHs To Delete		0..<maxnoof DCHs>			GLOBAL	reject
>DCH ID	M		9.2.1.16		–	
DSCHs To Modify		0..1			YES	reject
>DSCH Info		0..<maxnoof DSCHs>			–	
>>DSCH ID	M		9.2.1.26A		–	
>>TrCH Source Statistics Descriptor	O		9.2.1.65		–	
>>Transport Format Set	O		9.2.1.64	For DSCH	–	
>>Allocation/ Retention Priority	O		9.2.1.1		–	
>>Scheduling Priority Indicator	O		9.2.1.51A		–	
>>BLER	O		9.2.1.4		–	
>>Transport Bearer Request Indicator	M		9.2.1.61		–	
>>Traffic Class	O		9.2.1.58A		YES	ignore
>>Binding ID	O		9.2.1.3	Shall be ignored if bearer establishme nt with ALCAP.	YES	ignore
>>Transport Layer Address	O		9.2.1.62	Shall be ignored if bearer establishme nt with ALCAP.	YES	ignore
>PDSCH RL ID	O		RL ID 9.2.1.49		–	
>TFCS	O		9.2.1.63	For DSCH	–	
>Enhanced DSCH PC Indicator	O		9.2.2.13F		YES	ignore
>Enhanced DSCH PC	C- EDSCHPC On		9.2.2.13D		YES	ignore
DSCHs To Add	O		DSCH FDD Information 9.2.2.13A		YES	reject
DSCHs to Delete		0..1			YES	reject
>DSCH Info		1..<maxnoof DSCHs>			–	
>>DSCH ID	M		9.2.1.26A		–	
RL Information		0..<maxnoof RLs>			EACH	reject
>RL ID	M		9.2.1.49		–	
> Not Used SSDT Indication	O		NULL 9.2.2. 42		–	
> Not Used SSDT Cell Identity	O C- SSDTIndON		NULL 9.2.2. 40		–	
>Transmit Diversity Indicator	C – Diversity mode		9.2.2.48		–	
> SSDT Cell Identity for EDSCHPC	C - EDSCHPC		9.2.2.40A		YES	ignore
>DL Reference Power	O		DL Power 9.2.1.21A	Power on DPCH	YES	ignore

IE/Group Name	Presence	Range	IE Type and Reference	Semantics Description	Criticality	Assigned Criticality
>RL Specific DCH Information	O		9.2.1.49A		YES	ignore
>DL DPCH Timing Adjustment	O		9.2.2.9A	Required RL Timing Adjustment	YES	reject
>Qth Parameter	Q		9.2.2.34a		YES	ignore
>Phase Reference Update Indicator	O		9.2.2.27B		YES	ignore
>RL specific E-DCH Information	O		9.2.1.300 C		YES	reject
>E-DCH MAC-d Flows to Add	O		9.2.1.300 C		YES	reject
>E-DCH RL Indication	O		9.2.2.4E		YES	reject
Transmission Gap Pattern Sequence Information	O		9.2.2.47A		YES	reject
HS-DSCH Information	O		HS-DSCH FDD Information 9.2.2.19a		YES	reject
HS-DSCH Information To Modify	O		9.2.1.30Q		YES	reject
HS-DSCH MAC-d Flows To Add	O		HS-DSCH MAC-d Flows Information 9.2.1.300A		YES	reject
HS-DSCH MAC-d Flows To Delete	O		9.2.1.300B		YES	reject
HS-PDSCH RL ID	O		RL ID 9.2.1.49		YES	reject
UE Support Of Dedicated Pilots For Channel Estimation	O		9.2.2.50A		YES	ignore
UE Support Of Dedicated Pilots For Channel Estimation Of HS-DSCH	O		9.2.2.50B		YES	ignore
E-DPCH Information		0..1			YES	reject
>Min UL Channelisation Code Length for E-DCH FDD	O		9.2.2.25A		-	
>Max Number of E-DPCHs	C-CodeLenE DCH		9.2.2.24e		-	
>Puncture Limit	O		9.2.1.50		-	
>E-TFCS	O		9.2.2.4G		-	
>E-TTI	O		9.2.2.4J		-	
E-DCH FDD Information	O		9.2.2.4B		YES	reject
E-DCH FDD Information to Modify	O		9.2.2.4F		YES	reject
E-DCH MAC-d Flows to Delete	O		9.2.2.300 D		YES	reject
Serving E-DCH RL	O		9.2.1.45D		YES	reject
F-DPCH Information		0..1			YES	reject
>Power Offset Information		1			-	
>>PO2	M		Power Offset 9.2.2.30	Power offset for the TPC bits.	-	
>FDD TPC Downlink Step Size	M		9.2.2.16		-	
>Limited Power Increase	M		9.2.2.21A		-	
>Inner Loop DL PC Status	M		9.2.2.21a		-	

Condition	Explanation
SSDTIndON	The IE shall be present if the <i>SSDT Indication</i> IE is set to "SSDT Active in the UE".
CodeLen	The IE shall be present only if the <i>Min UL Channelisation Code length</i> IE equals to 4.
SlotFormat	The IE shall only be present if the <i>DL DPCH Slot Format</i> IE is equal to any of the values from 12 to 16.
Diversity mode	The IE shall be present if <i>Diversity Mode</i> IE is present in the <i>UL DPCH Information</i> IE and is not equal to "none".
EDSCHPCOn	The IE shall be present if the <i>Enhanced DSCH PC Indicator</i> IE is set to "Enhanced DSCH PC Active in the UE".
EDSCHPC	The IE shall be present if <i>Enhanced DSCH PC</i> IE is present in either the <i>DSCHs To Modify</i> IE or the <i>DSCHs To Add</i> IE.
CodeLenEDCH	The IE shall be present if <i>Min UL Channelisation Code length for E-DCH FDD</i> IE equals to 2.

Range bound	Explanation
<i>MaxnoofDCHs</i>	Maximum number of DCHs for a UE.
<i>MaxnoofDSCHs</i>	Maximum number of DSCHs for one UE.
<i>MaxnoofRLs</i>	Maximum number of RLs for a UE.

9.2.2.34 QE-Selector

Void.

9.2.2.34a Qth Parameter

~~Void~~ This parameter indicates the Quality threshold for reliable detection of primary cell ID in SSDT [10].

IE/Group Name	Presence	Range	IE type and reference	Semantics description
Qth Parameter			INTEGER (-20..0)	Unit dB Range: -20.. 0 dB Step 1 dB

9.2.2.34A RACH Sub Channel Numbers

Void.

9.2.2.35 RL Set ID

The RL Set ID uniquely identifies one RL Set within a UE Context.

IE/Group Name	Presence	Range	IE Type and Reference	Semantics Description
RL Set ID			INTEGER (0..31)	

9.2.2.35A Received Total Wide Band Power

The parameter indicates the Received total wide band power in a cell, see ref. [11].

IE/Group Name	Presence	Range	IE Type and Reference	Semantics Description
Received Total Wide Band Power			INTEGER(0..621)	According to mapping in [23].

9.2.2.36 S-Field Length

~~Void~~ The UE uses the S Field of the UL DPCCH slot to send the SSDT Cell ID to the network.

IE/Group Name	Presence	Range	IE Type and Reference	Semantics Description
S-Field Length			ENUMERATED(1, 2, ...)	

9.2.2.37 Scrambling Code Change

Void.

9.2.2.37A Scrambling Code Number

Void.

9.2.2.37B Secondary CCPCH Info

The *Secondary CCPCH Info* IE provides information on scheduling of broadcast information for DRAC on a Secondary CCPCH in one cell.

IE/Group Name	Presence	Range	IE Type and Reference	Semantics Description	Criticality	Assigned Criticality
FDD S-CCPCH Offset	M		9.2.2.15	Corresponds to: $\tau_{S-CCPCH,k}$, see ref. [8]	–	
DL Scrambling Code	M		9.2.2.11		–	
FDD DL Channelisation Code Number	M		9.2.2.14		–	
TFCS	M		9.2.1.63	For the DL.	–	
Secondary CCPCH Slot Format	M		9.2.2.38		–	
TFCI Presence	C - SlotFormat		9.2.1.55		–	
Multiplexing Position	M		9.2.2.26		–	
STTD Indicator	M		9.2.2.44		–	
FACH/PCH Information		1 .. $\langle \text{maxFACHcount} + 1 \rangle$			–	
>TFS			9.2.1.64	For each FACH, and the PCH when multiplexed on the same Secondary CCPCH	–	
IB Scheduling Information		1			–	
>IB_SG_REP	M		9.2.2.21		–	
>IB Segment Information		1.. $\langle \text{maxIBSEG} \rangle$			–	
>>IB_SG_POS	M		9.2.2.20		–	

Condition	Explanation
SlotFormat	The IE shall be present if the <i>Secondary CCPCH Slot Format</i> IE is equal to any of the values from 8 to 17.

Range bound	Explanation
<i>MaxFACHCount</i>	Maximum number of FACHs mapped onto a Secondary CCPCH.
<i>MaxIBSEG</i>	Maximum number of segments for one Information Block.

9.2.2.38 Secondary CCPCH Slot Format

IE/Group Name	Presence	Range	IE Type and Reference	Semantics Description
Secondary CCPCH Slot Format			INTEGER(0..17,...)	See ref. [8].

9.2.2.38A Secondary CPICH Information

The *Secondary CPICH Information* IE provides the information on the Secondary CPICH when it can be used for channel estimation.

IE/Group Name	Presence	Range	IE Type and Reference	Semantics Description
DL Scrambling Code	M		9.2.2.11	
FDD DL Channelisation Code Number	M		9.2.2.14	

9.2.2.38B Secondary CPICH Information Change

The *Secondary CPICH Information Change* IE indicates modification of information of the Secondary CPICH for channel estimation.

IE/Group Name	Presence	Range	IE Type and Reference	Semantics Description
CHOICE <i>Secondary CPICH Information Change</i>	M			
> <i>New Secondary CPICH</i>				
>>Secondary CPICH Information	M		9.2.2.38A	
> <i>Secondary CPICH Shall Not Be Used</i>			NULL	

9.2.2.39 Slot Number (SN)

Void

9.2.2.39a Split Type

This parameter indicates if the "Hard" or "Logical" is used for the TFCI split mode.

IE/Group Name	Presence	Range	IE Type and Reference	Semantics Description
Split Type			ENUMERATED(Hard, Logical)	<p>"Hard" : meaning that TFCI (field 1) and TFCI (field 2) are each 5 bits long and each field is block coded separately.</p> <p>"Logical" : meaning that on the physical layer TFCI (field 1) and TFCI (field 2) are concatenated, field 1 taking the most significant bits and field 2 taking the least significant bits). The whole is then encoded with a single block code.</p>

9.2.2.39A SRB Delay

Indicates the number of frames after the PC Preamble period during which transmission of data on some RRC Signalling Bearers shall be prohibited by UE in accordance with ref. [16].

IE/Group Name	Presence	Range	IE Type and Reference	Semantics Description
SRB Delay			INTEGER(0..7,...)	In number of frames.

9.2.2.40 SSTD Cell Identity

VoidThe SSTD Cell Identity is a temporary ID for SSTD assigned to a cell.

IE/Group Name	Presence	Range	IE Type and Reference	Semantics Description
SSTD Cell Identity			ENUMERATED(a, b, c, d, e, f, g, h)	

9.2.2.40A SSdT Cell Identity for EDSCHPC

Void [The SSdT Cell Identity for EDSCHPC is a temporary ID for enhanced DSCH power control assigned to a cell.](#)

IE/Group Name	Presence	Range	IE Type and Reference	Semantics Description
SSdT Cell Identity for EDSCHPC			SSdT Cell Identity 9.2.2.40	

9.2.2.41 SSdT Cell Identity Length

Void [The SSdT Cell Identity Length parameter shows the length of the SSdT Cell ID.](#)

IE/Group Name	Presence	Range	IE Type and Reference	Semantics Description
SSdT Cell Identity Length			ENUMERATED (Short, Medium, Long)	

9.2.2.42 SSdT Indication

Void [The SSdT Indication indicates whether SSdT is in use by the UE or not.](#)

IE/Group Name	Presence	Range	IE Type and Reference	Semantics Description
SSdT Indication			ENUMERATED (SSdT Active in the UE, SSdT not Active in the UE)	

9.2.2.43 SSdT Support Indicator

The SSdT Support Indicator indicates whether a RL supports SSdT or not.

IE/Group Name	Presence	Range	IE Type and Reference	Semantics Description
SSdT Support Indicator			ENUMERATED (Not Used, SSdT Supported, SSdT not supported).	The SSdT Support Indicator IE shall never be set to "Not Used". If received it shall be rejected.

9.2.2.44 STTD Indicator

Indicates if STTD is active or not.

IE/Group Name	Presence	Range	IE Type and Reference	Semantics Description
STTD Indicator			ENUMERATED (active, inactive)	

9.3.3 PDU Definitions

```
-- *****
--
-- PDU definitions for RNSAP.
--
-- *****

RNSAP-PDU-Contents {
itu-t (0) identified-organization (4) etsi (0) mobileDomain (0)
umts-Access (20) modules (3) rnsap (1) version1 (1) rnsap-PDU-Contents (1) }

DEFINITIONS AUTOMATIC TAGS ::=

BEGIN

-- *****
--
-- IE parameter types from other modules.
--
-- *****

IMPORTS
    Active-Pattern-Sequence-Information,
    Active-MBMS-Bearer-Service-ListFDD,
    Active-MBMS-Bearer-Service-ListTDD,
    AllocationRetentionPriority,
    AllowedQueuingTime,
    Allowed-Rate-Information,
    AlphaValue,
    AntennaColocationIndicator,
    BLER,
    SCTD-Indicator,
    BindingID,
    C-ID,
    C-RNTI,
    CCTrCH-ID,
    CFN,
    CGI,
    ClosedLoopModel1-SupportIndicator,
    ClosedLoopMode2-SupportIndicator,
    ClosedLoopTimingadjustmentmode,
    CN-CS-DomainIdentifier,
    CN-PS-DomainIdentifier,
    CNDomainType,
    Cause,
    CellCapabilityContainer-FDD,
    CellCapabilityContainer-TDD,
    CellCapabilityContainer-TDD-LCR,
    CellParameterID,
    CellPortionID,
    ChipOffset,
    CommonMeasurementAccuracy,
    CommonMeasurementType,
    CommonMeasurementValue,
    CommonMeasurementValueInformation,
    CommonTransportChannelResourcesInitialisationNotRequired,
    CongestionCause,
    CoverageIndicator,
    CriticalityDiagnostics,
    D-RNTI,
    D-RNTI-ReleaseIndication,
    DCH-FDD-Information,
    DCH-ID,
    DCH-InformationResponse,
    DCH-TDD-Information,
    DL-DPCH-SlotFormat,
    DL-TimeslotISCP,
    DL-Power,
    DL-PowerBalancing-Information,
    DL-PowerBalancing-ActivationIndicator,
    DL-PowerBalancing-UpdatedIndicator,
    DL-ReferencePowerInformation,
    DL-ScramblingCode,
    DL-Timeslot-Information,
    DL-TimeslotLCR-Information,
    DL-TimeSlot-ISCP-Info,
```

DL-TimeSlot-ISCP-LCR-Information,
 DPC-Mode,
 DPC-Mode-Change-SupportIndicator,
 DPCH-ID,
 DL-DPCH-TimingAdjustment,
 DRACControl,
 DRXCycleLengthCoefficient,
 DedicatedMeasurementType,
 DedicatedMeasurementValue,
 DedicatedMeasurementValueInformation,
 DelayedActivation,
 DelayedActivationUpdate,
 DiversityControlField,
 DiversityMode,
 DSCH-FDD-Information,
 DSCH-FDD-InformationResponse,
 DSCH-FlowControlInformation,
 DSCH-FlowControlItem,
 DSCH-TDD-Information,
 DSCH-ID,
 DSCH-RNTI,
 Data-Description-IndicatorList,
 EDCH-FDD-Information,
 EDCH-FDD-InformationResponse,
 EDCH-FDD-Information-To-Modify,
 EDCH-FDD-DL-ControlChannelInformation,
 EDCH-DDI-Value,
 EDCH-MACdFlow-ID,
 EDCH-MACdFlow-Specific-InfoList,
 EDCH-MACdFlows-To-Delete,
 EDCH-Physical-Layer-Category,
 EDCH-RL-Indication,
 EDPCH-Information-FDD,
 E-RNTI,
 E-TFCS,
 E-TTI,
 SchedulingPriorityIndicator,
 EnhancedDSCHPC,
 EnhancedDSCHPCCounter,
 EnhancedDSCHPCIndicator,
 EnhancedDSCHPCWnd,
 EnhancedDSCHPowerOffset,
 Enhanced-PrimaryCPICH-EcNo,
 FACH-FlowControlInformation,
 FDD-DCHs-to-Modify,
 FDD-DL-ChannelisationCodeNumber,
 FDD-DL-CodeInformation,
 FDD-S-CCPCH-Offset,
 FDD-TPC-DownlinkStepSize,
 FirstRLS-Indicator,
 FNReportingIndicator,
 FrameHandlingPriority,
 FrameOffset,
 GA-AccessPointPosition,
 GA-Cell,
 GA-CellAdditionalShapes,
 HCS-Prio,
 HSDSCH-FDD-Information,
 HSDSCH-FDD-Information-Response,
 HSDSCH-FDD-Update-Information,
 HSDSCH-TDD-Update-Information,
 HSDSCH-Information-to-Modify,
 HSDSCH-Information-to-Modify-Unsynchronised,
 HSDSCH-MACdFlow-ID,
 HSDSCH-MACdFlows-Information,
 HSDSCH-MACdFlows-to-Delete,
 HSDSCH-RNTI,
 HSDSCH-TDD-Information,
 HSDSCH-TDD-Information-Response,
 HS-SICH-ID,
 IMSI,
 InformationExchangeID,
 InformationReportCharacteristics,
 InformationType,
 Initial-DL-DPCH-TimingAdjustment-Allowed,
 InnerLoopDLPCStatus,
 L3-Information,
 SplitType,

LengthOfTFICI2,
 LimitedPowerIncrease,
 MaximumAllowedULTxPower,
 MaxNrDLPhysicalchannels,
 MaxNrDLPhysicalchannelsTS,
 MaxNrOfUL-DPCHs,
 MaxNrTimeslots,
 MaxNrULPhysicalchannels,
 MACes-Guaranteed-Bitrate,
 MaxNr-Retransmissions-EDCH,
 MaxNrUL-EDPDCHs,
 MinULChannelisationCodeLength-EDCH-FDD,
 MeasurementFilterCoefficient,
 MeasurementID,
 MeasurementRecoveryBehavior,
 MeasurementRecoveryReportingIndicator,
 MeasurementRecoverySupportIndicator,
 MBMS-Bearer-Service-List,
 MidambleAllocationMode,
 MidambleShiftAndBurstType,
 MidambleShiftLCR,
 MinimumSpreadingFactor,
 MinUL-ChannelisationCodeLength,
 MultiplexingPosition,
 NeighbouringFDDCellMeasurementInformation,
 NeighbouringTDDCellMeasurementInformation,
 Neighbouring-GSM-CellInformation,
 Neighbouring-UMTS-CellInformation,
 NeighbouringTDDCellMeasurementInformationLCR,
 NrOfDLchannelisationcodes,
 PagingCause,
 PagingRecordType,
 PartialReportingIndicator,
 PDSCHCodeMapping,
 PayloadCRC-PresenceIndicator,
 PCCPCH-Power,
 PC-Preamble,
 Permanent-NAS-UE-Identity,
 Phase-Reference-Update-Indicator,
 PowerAdjustmentType,
 PowerOffset,
 PrimaryCCPCH-RSCP,
 PrimaryCPICH-EcNo,
 PrimaryCPICH-Power,
 Primary-CPICH-Usage-For-Channel-Estimation,
 PrimaryScramblingCode,
 PropagationDelay,
 PunctureLimit,
 QE-Selector,
 Qth-Parameter,
 RANAP-RelocationInformation,
 RB-Info,
 RL-ID,
 RL-Set-ID,
 RL-Specific-EDCH-Information,
 RNC-ID,
 RepetitionLength,
 RepetitionPeriod,
 ReportCharacteristics,
 Received-total-wide-band-power,
 RequestedDataValue,
 RequestedDataValueInformation,
 RL-Specific-DCH-Info,
 RxTimingDeviationForTA,
 S-FieldLength,
 S-RNTI,
 S-RNTI-Group,
 SCH-TimeSlot,
 SAI,
 SFN,
 Secondary-CCPCH-Info,
 Secondary-CCPCH-Info-TDD,
 Secondary-CPICH-Information,
 Secondary-CPICH-Information-Change,
 Secondary-LCR-CCPCH-Info-TDD,
 SNA-Information,
 SpecialBurstScheduling,
 SSDT-CellID,

~~SSDT-CellID-Length,~~

~~SSDT-Indication,~~

SSDT-SupportIndicator,
STTD-Indicator,
STTD-SupportIndicator,
AdjustmentPeriod,
ScaledAdjustmentRatio,
MaxAdjustmentStep,
SecondaryCCPCH-SlotFormat,
SRB-Delay,
Support-8PSK,
SyncCase,
SynchronisationConfiguration,
TDD-ChannelisationCode,
TDD-DCHs-to-Modify,
TDD-DL-Code-Information,
TDD-DPCHOffset,
TDD-PhysicalChannelOffset,
TDD-TPC-DownlinkStepSize,
TDD-ChannelisationCodeLCR,
TDD-DL-Code-LCR-Information,
TDD-UL-Code-Information,
TDD-UL-Code-LCR-Information,
TFCI-Coding,
TFCI-PC-SupportIndicator,
TFCI-Presence,
TFCI-SignallingMode,
TimeSlot,
TimeSlotLCR,
TimingAdvanceApplied,
TMGI,
TnlQos,
ToAWE,
ToAWS,
TraceDepth,
TraceRecordingSessionReference,
TraceReference,
TrafficClass,
TransmitDiversityIndicator,
TransportBearerID,
TransportBearerRequestIndicator,
TFCS,
Transmission-Gap-Pattern-Sequence-Information,
TransmissionMode,
TransportFormatManagement,
TransportFormatSet,
TransportLayerAddress,
TrCH-SrcStatisticsDescr,
TSTD-Indicator,
TSTD-Support-Indicator,
UARFCN,
UC-ID,
UEIdentity,
UEMeasurementType,
UEMeasurementTimeslotInfoHCR,
UEMeasurementTimeslotInfoLCR,
UEMeasurementReportCharacteristics,
UEMeasurementParameterModAllow,
UEMeasurementValueInformation,
UE-State,
UE-Support-Of-Dedicated-Pilots-For-Channel-Estimation,
UE-Support-Of-Dedicated-Pilots-For-Channel-Estimation-Of-HS-DSCH,
UL-DPCCH-SlotFormat,
UL-DPDCHIndicatorEDCH,
UL-SIR,
UL-FP-Mode,
UL-PhysCH-SF-Variation,
UL-ScramblingCode,
UL-Timeslot-Information,
UL-TimeslotLCR-Information,
UL-TimeSlot-ISCP-Info,
UL-TimeSlot-ISCP-LCR-Info,
URA-ID,
URA-Information,
USCH-ID,
USCH-Information,
UL-Synchronisation-Parameters-LCR,
TDD-DL-DPCH-TimeSlotFormat-LCR,

TDD-UL-DPCH-TimeSlotFormat-LCR,
MACHs-ResetIndicator,
UL-TimingAdvanceCtrl-LCR,
TDD-TPC-UplinkStepSize-LCR,
PrimaryCCPCH-RSCP-Delta
FROM RNSAP-IEs

PrivateIE-Container{},
ProtocolExtensionContainer{},
ProtocolIE-ContainerList{},
ProtocolIE-ContainerPair{},
ProtocolIE-ContainerPairList{},
ProtocolIE-Container{},
ProtocolIE-Single-Container{},
RNSAP-PRIVATE-IES,
RNSAP-PROTOCOL-EXTENSION,
RNSAP-PROTOCOL-IES,
RNSAP-PROTOCOL-IES-PAIR
FROM RNSAP-Containers

maxNoOfDSCHs,
maxNoOfUSCHs,
maxNrOfCCTrCHs,
maxNrOfDCHs,
maxNrOfTS,
maxNrOfDPCHs,
maxNrOfInterfaces,
maxNrOfRLs,
maxNrOfRLSets,
maxNrOfRLSets-1,
maxNrOfRLs-1,
maxNrOfRLs-2,
maxNrOfULTs,
maxNrOfDLTs,
maxResetContext,
maxResetContextGroup,
maxNoOfDSCHsLCR,
maxNoOfUSCHsLCR,
maxNrOfCCTrCHsLCR,
maxNrOfTsLCR,
maxNrOfDLTsLCR,
maxNrOfULTsLCR,
maxNrOfDPCHsLCR,
maxNrOfLCRTDDNeighboursPerRNC,
maxNrOfMeasNCell,
maxNrOfMACdFlows,
maxNrOfHSSICHs,
maxNrOfActiveMBMSServices,
maxNrOfMBMSServices,
maxNrOfUEs,
maxNrofDDIs,
maxNrofSigSeqERGHICH-1,

id-Active-MBMS-Bearer-ServiceFDD,
id-Active-MBMS-Bearer-ServiceTDD,
id-Active-Pattern-Sequence-Information,
id-AdjustmentRatio,
id-AffectedUEInformationForMBMS,
id-AllowedQueuingTime,
id-AntennaColocationIndicator,
id-BindingID,
id-C-ID,
id-C-RNTI,
id-CFN,
id-CFNReportingIndicator,
id-CN-CS-DomainIdentifier,
id-CN-PS-DomainIdentifier,
id-Cause,
id-CauseLevel-RL-AdditionFailureFDD,
id-CauseLevel-RL-AdditionFailureTDD,
id-CauseLevel-RL-ReconfFailure,
id-CauseLevel-RL-SetupFailureFDD,
id-CauseLevel-RL-SetupFailureTDD,
id-CCTrCH-InformationItem-RL-FailureInd,
id-CCTrCH-InformationItem-RL-RestoreInd,
id-CellCapabilityContainer-FDD,
id-CellCapabilityContainer-TDD,
id-CellCapabilityContainer-TDD-LCR,

id-CellPortionID,
id-ClosedLoopModel-SupportIndicator,
id-ClosedLoopMode2-SupportIndicator,
id-CNOriginatedPage-PagingRqst,
id-CommonMeasurementAccuracy,
id-CommonMeasurementObjectType-CM-Rprt,
id-CommonMeasurementObjectType-CM-Rqst,
id-CommonMeasurementObjectType-CM-Rsp,
id-CommonMeasurementType,
id-CommonTransportChannelResourcesInitialisationNotRequired,
id-CongestionCause,
id-CoverageIndicator,
id-CriticalityDiagnostics,
id-D-RNTI,
id-D-RNTI-ReleaseIndication,
id-DCHs-to-Add-FDD,
id-DCHs-to-Add-TDD,
id-DCH-DeleteList-RL-ReconfPrepFDD,
id-DCH-DeleteList-RL-ReconfPrepTDD,
id-DCH-DeleteList-RL-ReconfRqstFDD,
id-DCH-DeleteList-RL-ReconfRqstTDD,
id-DCH-FDD-Information,
id-DCH-TDD-Information,
id-FDD-DCHs-to-Modify,
id-TDD-DCHs-to-Modify,
id-DCH-InformationResponse,
id-DCH-Rate-InformationItem-RL-CongestInd,
id-DL-CCTrCH-InformationAddItem-RL-ReconfPrepTDD,
id-DL-CCTrCH-InformationDeleteItem-RL-ReconfPrepTDD,
id-DL-CCTrCH-InformationModifyItem-RL-ReconfPrepTDD,
id-DL-CCTrCH-InformationListIE-RL-ReconfReadyTDD,
id-DL-CCTrCH-InformationModifyItem-RL-ReconfRqstTDD,
id-DL-CCTrCH-InformationDeleteItem-RL-ReconfRqstTDD,
id-DL-CCTrCH-InformationItem-RL-SetupRqstTDD,
id-DL-CCTrCH-InformationListIE-PhyChReconfRqstTDD,
id-DL-CCTrCH-InformationListIE-RL-AdditionRspTDD,
id-DL-CCTrCH-InformationListIE-RL-SetupRspTDD,
id-DL-CCTrCH-InformationAddList-RL-ReconfPrepTDD,
id-DL-CCTrCH-InformationDeleteList-RL-ReconfPrepTDD,
id-DL-CCTrCH-InformationModifyList-RL-ReconfPrepTDD,
id-DL-CCTrCH-InformationDeleteList-RL-ReconfRqstTDD,
id-DL-CCTrCH-InformationModifyList-RL-ReconfRqstTDD,
id-DL-CCTrCH-InformationList-RL-SetupRqstTDD,
id-FDD-DL-CodeInformation,
id-DL-DPCH-Information-RL-ReconfPrepFDD,
id-DL-DPCH-Information-RL-SetupRqstFDD,
id-DL-DPCH-Information-RL-ReconfRqstFDD,
id-DL-DPCH-InformationItem-PhyChReconfRqstTDD,
id-DL-DPCH-InformationItem-RL-AdditionRspTDD,
id-DL-DPCH-InformationItem-RL-SetupRspTDD,
id-DL-DPCH-InformationAddListIE-RL-ReconfReadyTDD,
id-DL-DPCH-InformationDeleteListIE-RL-ReconfReadyTDD,
id-DL-DPCH-InformationModifyListIE-RL-ReconfReadyTDD,
id-DL-DPCH-TimingAdjustment,
id-DL-DPCH-Power-Information-RL-ReconfPrepFDD,
id-DL-Physical-Channel-Information-RL-SetupRqstTDD,
id-DL-PowerBalancing-Information,
id-DL-PowerBalancing-ActivationIndicator,
id-DL-PowerBalancing-UpdatedIndicator,
id-DL-ReferencePowerInformation,
id-DLReferencePower,
id-DLReferencePowerList-DL-PC-Rqst,
id-DL-ReferencePowerInformation-DL-PC-Rqst,
id-DRXCycleLengthCoefficient,
id-DedicatedMeasurementObjectType-DM-Fail,
id-DedicatedMeasurementObjectType-DM-Fail-Ind,
id-DedicatedMeasurementObjectType-DM-Rprt,
id-DedicatedMeasurementObjectType-DM-Rqst,
id-DedicatedMeasurementObjectType-DM-Rsp,
id-DedicatedMeasurementType,
id-DelayedActivation,
id-DelayedActivationList-RL-ActivationCmdFDD,
id-DelayedActivationList-RL-ActivationCmdTDD,
id-DelayedActivationInformation-RL-ActivationCmdFDD,
id-DelayedActivationInformation-RL-ActivationCmdTDD,
id-DPC-Mode,
id-DPC-Mode-Change-SupportIndicator,
id-DRNC-ID,

id-DSCHs-to-Add-FDD,
id-DSCHs-to-Add-TDD,
id-DSCH-DeleteList-RL-ReconfPrepTDD,
id-DSCH-Delete-RL-ReconfPrepFDD,
id-DSCH-FDD-Information,
id-DSCH-InformationListIE-RL-AdditionRspTDD,
id-DSCH-InformationListIEs-RL-SetupRspTDD,
id-DSCH-TDD-Information,
id-DSCH-FDD-InformationResponse,
id-DSCH-ModifyList-RL-ReconfPrepTDD,
id-DSCH-Modify-RL-ReconfPrepFDD,
id-DSCH-RNTI,
id-DSCHsToBeAddedOrModified-FDD,
id-DSCHToBeAddedOrModifiedList-RL-ReconfReadyTDD,
id-EDPCH-Information,
id-EDCH-RL-Indication,
id-EDCH-FDD-Information,
id-Serving-EDCHRL-Id,
id-EDCH-FDD-DL-ControlChannelInformation,
id-EDCH-FDD-InformationResponse,
id-EDCH-MACdFlows-To-Add,
id-EDCH-FDD-Information-To-Modify,
id-EDCH-MACdFlows-To-Delete,
id-EDPCH-Information-RLReconfRequest-FDD,
id-EDCH-MacFlowSpecificInformationList-RL-PreemptRequiredInd,
id-EDCH-MacFlowSpecificInformationItem-RL-PreemptRequiredInd,
id-EDCH-MacFlowSpecificInformationList-RL-CongestInd,
id-EDCH-MacFlowSpecificInformationItem-RL-CongestInd,
id-EnhancedDSCHPC,
id-EnhancedDSCHPCIndicator,
id-Enhanced-PrimaryCPICH-ECNo,
id-FACH-InfoForUESelectedS-CCPCH-CTCH-ResourceRspFDD,
id-FACH-InfoForUESelectedS-CCPCH-CTCH-ResourceRspTDD,
id-F-DPCH-Information-RL-ReconfPrepFDD,
id-F-DPCH-Information-RL-SetupRqstFDD,
id-GA-Cell,
id-GA-CellAdditionalShapes,
id-GSM-Cell-InfEx-Rqst,
id-HCS-Prio,
id-HSDSCH-FDD-Information,
id-HSDSCH-FDD-Information-Response,
id-HSDSCH-FDD-Update-Information,
id-HSDSCH-TDD-Update-Information,
id-HSDSCH-Information-to-Modify,
id-HSDSCH-Information-to-Modify-Unsynchronised,
id-HSDSCH-MACdFlows-to-Add,
id-HSDSCH-MACdFlows-to-Delete,
id-HSDSCHMacFlowSpecificInformationList-RL-PreemptRequiredInd,
id-HSDSCHMacFlowSpecificInformationItem-RL-PreemptRequiredInd,
id-HSDSCH-RNTI,
id-HSDSCH-TDD-Information,
id-HSDSCH-TDD-Information-Response,
id-HSPDSCH-RL-ID,
id-HSPDSCH-Timeslot-InformationList-PhyChReconfRqstTDD,
id-HSPDSCH-Timeslot-InformationListLCR-PhyChReconfRqstTDD,
id-HSSICH-Info-DM-Rprt,
id-HSSICH-Info-DM-Rqst,
id-HSSICH-Info-DM,
id-IMSI,
id-InformationExchangeID,
id-InformationExchangeObjectType-InfEx-Rprt,
id-InformationExchangeObjectType-InfEx-Rqst,
id-InformationExchangeObjectType-InfEx-Rsp,
id-InformationReportCharacteristics,
id-InformationType,
id-Initial-DL-DPCH-TimingAdjustment,
id-Initial-DL-DPCH-TimingAdjustment-Allowed,
id-InnerLoopDLPCStatus,
id-InterfacesToTraceItem,
id-SplitType,
id-LengthOfTFCI2,
id-L3-Information,
id-AdjustmentPeriod,
id-ListOfInterfacesToTrace,
id-MaxAdjustmentStep,
id-MBMS-Bearer-Service-List,
id-MBMS-Bearer-Service-List-InfEx-Rsp,
id-MeasurementFilterCoefficient,

id-MeasurementID,
 id-MeasurementRecoveryBehavior,
 id-MeasurementRecoveryReportingIndicator,
 id-MeasurementRecoverySupportIndicator,
 id-Multiple-RL-InformationResponse-RL-ReconfReadyTDD,
 id-NACC-Related-Data,
 id-Old-URA-ID,
 id-PagingArea-PagingRqst,
 id-PartialReportingIndicator,
 id-PDSCH-RL-ID,
 id-Permanent-NAS-UE-Identity,
 id-Phase-Reference-Update-Indicator,
 id-FACH-FlowControlInformation,
 id-PowerAdjustmentType,
 id-PrimCCPCH-RSCP-DL-PC-RqstTDD,
 id-Primary-CPICH-Usage-For-Channel-Estimation,
 id-PropagationDelay,
 id-Qth-Parameter,
 id-RANAP-RelocationInformation,
 id-ResetIndicator,
 id-EDCH-RLSet-Id,
 id-RL-Information-PhyChReconfRqstFDD,
 id-RL-Information-PhyChReconfRqstTDD,
 id-RL-Information-RL-AdditionRqstFDD,
 id-RL-Information-RL-AdditionRqstTDD,
 id-RL-Information-RL-DeletionRqst,
 id-RL-Information-RL-FailureInd,
 id-RL-Information-RL-ReconfPrepFDD,
 id-RL-Information-RL-ReconfPrepTDD,
 id-RL-Information-RL-RestoreInd,
 id-RL-Information-RL-SetupRqstFDD,
 id-RL-Information-RL-SetupRqstTDD,
 id-RL-InformationItem-RL-CongestInd,
 id-RL-InformationItem-DM-Rprt,
 id-RL-InformationItem-DM-Rqst,
 id-RL-InformationItem-DM-Rsp,
 id-RL-InformationItem-RL-PreemptRequiredInd,
 id-RL-InformationItem-RL-SetupRqstFDD,
 id-RL-InformationList-RL-CongestInd,
 id-RL-InformationList-RL-AdditionRqstFDD,
 id-RL-InformationList-RL-DeletionRqst,
 id-RL-InformationList-RL-PreemptRequiredInd,
 id-RL-InformationList-RL-ReconfPrepFDD,
 id-RL-InformationResponse-RL-AdditionRspTDD,
 id-RL-InformationResponse-RL-ReconfReadyTDD,
 id-RL-InformationResponse-RL-ReconfRspTDD,
 id-RL-InformationResponse-RL-SetupRspTDD,
 id-RL-InformationResponseItem-RL-AdditionRspFDD,
 id-RL-InformationResponseItem-RL-ReconfReadyFDD,
 id-RL-InformationResponseItem-RL-ReconfRspFDD,
 id-RL-InformationResponseItem-RL-SetupRspFDD,
 id-RL-InformationResponseList-RL-AdditionRspFDD,
 id-RL-InformationResponseList-RL-ReconfReadyFDD,
 id-RL-InformationResponseList-RL-ReconfRspFDD,
 id-RL-InformationResponseList-RL-SetupRspFDD,
 id-RL-ParameterUpdateIndicationFDD-RL-Information-Item,
 id-RL-ParameterUpdateIndicationFDD-RL-InformationList,
 id-RL-ReconfigurationFailure-RL-ReconfFail,
 id-RL-ReconfigurationRequestFDD-RL-InformationList,
 id-RL-ReconfigurationRequestFDD-RL-Information-IEs,
 id-RL-ReconfigurationRequestTDD-RL-Information,
 id-RL-ReconfigurationResponseTDD-RL-Information,
 id-RL-Specific-DCH-Info,
 id-RL-Specific-EDCH-Information,
 id-RL-Set-InformationItem-DM-Rprt,
 id-RL-Set-InformationItem-DM-Rqst,
 id-RL-Set-InformationItem-DM-Rsp,
 id-RL-Set-Information-RL-FailureInd,
 id-RL-Set-Information-RL-RestoreInd,
 id-RL-Set-Successful-InformationItem-DM-Fail,
 id-RL-Set-Unsuccessful-InformationItem-DM-Fail,
 id-RL-Set-Unsuccessful-InformationItem-DM-Fail-Ind,
 id-RL-Successful-InformationItem-DM-Fail,
 id-RL-Unsuccessful-InformationItem-DM-Fail,
 id-RL-Unsuccessful-InformationItem-DM-Fail-Ind,
 id-ReportCharacteristics,
 id-Reporting-Object-RL-FailureInd,
 id-Reporting-Object-RL-RestoreInd,

id-RNC-ID,
id-RxTimingDeviationForTA,
id-S-RNTI,
id-SAI,
id-Secondary-CPICH-Information,
id-Secondary-CPICH-Information-Change,
id-SFN,
id-SFNReportingIndicator,
id-SNA-Information,
id-SRNC-ID,
id-SSDT-CellIDforEDSCHPC,
id-STTD-SupportIndicator,
id-SuccessfulRL-InformationResponse-RL-AdditionFailureFDD,
id-SuccessfulRL-InformationResponse-RL-SetupFailureFDD,
id-TDD-maxNrDLPhysicalchannels,
id-TDD-Support-8PSK,
id-TFCl-PC-SupportIndicator,
id-timeSlot-ISCP,
id-TimeSlot-RL-SetupRspTDD,
id-TMGI,
id-TnlQos,
id-TraceDepth,
id-TraceRecordingSessionReference,
id-TraceReference,
id-TransmissionMode,
id-TransportBearerID,
id-TransportBearerRequestIndicator,
id-TransportLayerAddress,
id-UC-ID,
id-ContextInfoItem-Reset,
id-ContextGroupInfoItem-Reset,
id-Transmission-Gap-Pattern-Sequence-Information,
id-UEIdentity,
id-UEMeasurementType,
id-UEMeasurementTimeslotInfoHCR,
id-UEMeasurementTimeslotInfoLCR,
id-UEMeasurementReportCharacteristics,
id-UEMeasurementParameterModAllow,
id-UEMeasurementValueInformation,
id-UE-Support-Of-Dedicated-Pilots-For-Channel-Estimation,
id-UE-Support-Of-Dedicated-Pilots-For-Channel-Estimation-Of-HS-DSCH,
id-UE-State,
id-UL-CCTrCH-AddInformation-RL-ReconfPrepTDD,
id-UL-CCTrCH-DeleteInformation-RL-ReconfPrepTDD,
id-UL-CCTrCH-ModifyInformation-RL-ReconfPrepTDD,
id-UL-CCTrCH-InformationDeleteItem-RL-ReconfRqstTDD,
id-UL-CCTrCH-InformationModifyItem-RL-ReconfRqstTDD,
id-UL-CCTrCH-InformationAddList-RL-ReconfPrepTDD,
id-UL-CCTrCH-InformationDeleteList-RL-ReconfPrepTDD,
id-UL-CCTrCH-InformationModifyList-RL-ReconfPrepTDD,
id-UL-CCTrCH-InformationDeleteList-RL-ReconfRqstTDD,
id-UL-CCTrCH-InformationModifyList-RL-ReconfRqstTDD,
id-UL-CCTrCH-InformationItem-RL-SetupRqstTDD,
id-UL-CCTrCH-InformationList-RL-SetupRqstTDD,
id-UL-CCTrCH-InformationListIE-PhyChReconfRqstTDD,
id-UL-CCTrCH-InformationListIE-RL-AdditionRspTDD,
id-UL-CCTrCH-InformationListIE-RL-ReconfReadyTDD,
id-UL-CCTrCH-InformationListIE-RL-SetupRspTDD,
id-UL-DPCH-Information-RL-ReconfPrepFDD,
id-UL-DPCH-Information-RL-ReconfRqstFDD,
id-UL-DPCH-Information-RL-SetupRqstFDD,
id-UL-DPDCHIndicatorEDCH,
id-UL-DPCH-InformationItem-PhyChReconfRqstTDD,
id-UL-DPCH-InformationItem-RL-AdditionRspTDD,
id-UL-DPCH-InformationItem-RL-SetupRspTDD,
id-UL-DPCH-InformationAddListIE-RL-ReconfReadyTDD,
id-UL-DPCH-InformationDeleteListIE-RL-ReconfReadyTDD,
id-UL-DPCH-InformationModifyListIE-RL-ReconfReadyTDD,
id-UL-Physical-Channel-Information-RL-SetupRqstTDD,
id-UL-SIRTarget,
id-URA-ID,
id-URA-Information,
id-UnsuccessfulRL-InformationResponse-RL-AdditionFailureFDD,
id-UnsuccessfulRL-InformationResponse-RL-AdditionFailureTDD,
id-UnsuccessfulRL-InformationResponse-RL-SetupFailureFDD,
id-UnsuccessfulRL-InformationResponse-RL-SetupFailureTDD,
id-USCHs-to-Add,
id-USCH-DeleteList-RL-ReconfPrepTDD,

```

id-USCH-InformationListIE-RL-AdditionRspTDD,
id-USCH-InformationListIEs-RL-SetupRspTDD,
id-USCH-Information,
id-USCH-ModifyList-RL-ReconfPrepTDD,
id-USCHToBeAddedOrModifiedList-RL-ReconfReadyTDD,
id-DL-Timeslot-ISCP-LCR-Information-RL-SetupRqstTDD,
id-RL-LCR-InformationResponse-RL-SetupRspTDD,
id-UL-CCTrCH-LCR-InformationListIE-RL-SetupRspTDD,
id-UL-DPCH-LCR-InformationItem-RL-SetupRspTDD,
id-DL-CCTrCH-LCR-InformationListIE-RL-SetupRspTDD,
id-DL-DPCH-LCR-InformationItem-RL-SetupRspTDD,
id-DSCH-LCR-InformationListIEs-RL-SetupRspTDD,
id-USCH-LCR-InformationListIEs-RL-SetupRspTDD,
id-DL-Timeslot-ISCP-LCR-Information-RL-AdditionRqstTDD,
id-RL-LCR-InformationResponse-RL-AdditionRspTDD,
id-UL-CCTrCH-LCR-InformationListIE-RL-AdditionRspTDD,
id-UL-DPCH-LCR-InformationItem-RL-AdditionRspTDD,
id-DL-CCTrCH-LCR-InformationListIE-RL-AdditionRspTDD,
id-DL-DPCH-LCR-InformationItem-RL-AdditionRspTDD,
id-DSCH-LCR-InformationListIEs-RL-AdditionRspTDD,
id-USCH-LCR-InformationListIEs-RL-AdditionRspTDD,
id-UL-DPCH-LCR-InformationAddListIE-RL-ReconfReadyTDD,
id-UL-Timeslot-LCR-InformationModifyList-RL-ReconfReadyTDD,
id-DL-DPCH-LCR-InformationAddListIE-RL-ReconfReadyTDD,
id-DL-Timeslot-LCR-InformationModifyList-RL-ReconfReadyTDD,
id-UL-Timeslot-LCR-InformationList-PhyChReconfRqstTDD,
id-DL-Timeslot-LCR-InformationList-PhyChReconfRqstTDD,
id-timeSlot-ISCP-LCR-List-DL-PC-Rqst-TDD,
id-TSTD-Support-Indicator-RL-SetupRqstTDD,
id-PrimaryCCPCH-RSCP-RL-ReconfPrepTDD,
id-DL-TimeSlot-ISCP-Info-RL-ReconfPrepTDD,
id-DL-Timeslot-ISCP-LCR-Information-RL-ReconfPrepTDD,
id-neighbouringTDDCellMeasurementInformationLCR,
id-UL-SIR-Target-CCTrCH-InformationItem-RL-SetupRspTDD,
id-UL-SIR-Target-CCTrCH-LCR-InformationItem-RL-SetupRspTDD,
id-TrafficClass,
id-UL-Synchronisation-Parameters-LCR,
id-TDD-DL-DPCH-TimeSlotFormatModifyItem-LCR-RL-ReconfReadyTDD,
id-TDD-UL-DPCH-TimeSlotFormatModifyItem-LCR-RL-ReconfReadyTDD,
id-MACHs-ResetIndicator,
id-UL-TimingAdvanceCtrl-LCR,
id-CCTrCH-Maximum-DL-Power-RL-SetupRspTDD,
id-CCTrCH-Minimum-DL-Power-RL-SetupRspTDD,
id-CCTrCH-Maximum-DL-Power-RL-AdditionRspTDD,
id-CCTrCH-Minimum-DL-Power-RL-AdditionRspTDD,
id-CCTrCH-Maximum-DL-Power-RL-ReconfReadyTDD,
id-CCTrCH-Minimum-DL-Power-RL-ReconfReadyTDD,
id-Maximum-DL-Power-TimeslotLCR-InformationModifyItem-RL-ReconfReadyTDD,
id-Minimum-DL-Power-TimeslotLCR-InformationModifyItem-RL-ReconfReadyTDD,
id-DL-CCTrCH-InformationList-RL-ReconfRspTDD,
id-DL-DPCH-InformationModifyItem-LCR-RL-ReconfRspTDD,
id-TDD-TPC-UplinkStepSize-LCR-RL-SetupRqstTDD,
id-UL-CCTrCH-InformationList-RL-AdditionRqstTDD,
id-UL-CCTrCH-InformationItem-RL-AdditionRqstTDD,
id-DL-CCTrCH-InformationList-RL-AdditionRqstTDD,
id-DL-CCTrCH-InformationItem-RL-AdditionRqstTDD,
id-TDD-TPC-UplinkStepSize-InformationAdd-LCR-RL-ReconfPrepTDD,
id-TDD-TPC-UplinkStepSize-InformationModify-LCR-RL-ReconfPrepTDD,
id-TDD-TPC-DownlinkStepSize-InformationAdd-RL-ReconfPrepTDD,
id-TDD-TPC-DownlinkStepSize-InformationModify-RL-ReconfPrepTDD,
id-PrimaryCCPCH-RSCP-Delta

```

FROM RNSAP-Constants;

```

-- *****
--
-- RADIO LINK SETUP REQUEST FDD
--
-- *****

```

```

RadioLinkSetupRequestFDD ::= SEQUENCE {
    protocolIEs          ProtocolIE-Container      {{RadioLinkSetupRequestFDD-IEs}},
    protocolExtensions   ProtocolExtensionContainer {{RadioLinkSetupRequestFDD-Extensions}}
OPTIONAL,
    ...
}

```

```

RadioLinkSetupRequestFDD-IEs RNSAP-PROTOCOL-IES ::= {

```

```

        { ID id-SRNC-ID                CRITICALITY reject  TYPE RNC-ID                PRESENCE
mandatory } |
        { ID id-S-RNTI                CRITICALITY reject  TYPE S-RNTI                PRESENCE
mandatory } |
        { ID id-D-RNTI                CRITICALITY reject  TYPE D-RNTI                PRESENCE
optional  } |
        { ID id-AllowedQueuingTime     CRITICALITY reject  TYPE AllowedQueuingTime    PRESENCE
optional  } |
        { ID id-UL-DPCH-Information-RL-SetupRqstFDD CRITICALITY reject  TYPE UL-DPCH-Information-RL-
SetupRqstFDD PRESENCE mandatory } |
        { ID id-DL-DPCH-Information-RL-SetupRqstFDD CRITICALITY reject  TYPE DL-DPCH-Information-RL-
SetupRqstFDD PRESENCE optional } |
        { ID id-DCH-FDD-Information    CRITICALITY reject  TYPE DCH-FDD-Information    PRESENCE
mandatory } |
        { ID id-DSCH-FDD-Information    CRITICALITY reject  TYPE DSCH-FDD-Information    PRESENCE
optional  } |
        { ID id-RL-Information-RL-SetupRqstFDD     CRITICALITY notify  TYPE RL-InformationList-RL-
SetupRqstFDD PRESENCE mandatory } |
        { ID id-Transmission-Gap-Pattern-Sequence-Information          CRITICALITY reject  TYPE
Transmission-Gap-Pattern-Sequence-Information PRESENCE optional } |
        { ID id-Active-Pattern-Sequence-Information CRITICALITY reject  TYPE Active-Pattern-Sequence-
Information PRESENCE optional },
        ...
}

UL-DPCH-Information-RL-SetupRqstFDD ::= SEQUENCE {
    ul-ScramblingCode                UL-ScramblingCode,
    minUL-ChannelisationCodeLength    MinUL-ChannelisationCodeLength,
    maxNrOfUL-DPCHs                  MaxNrOfUL-DPCHs OPTIONAL
    -- This IE shall be present if minUL-ChannelisationCodeLength equals to 4 -- ,
    ul-PunctureLimit                 PunctureLimit,
    ul-TFCS                           TFCS,
    ul-DPCH-SlotFormat                UL-DPCH-SlotFormat,
    ul-SIRTarget                       UL-SIR OPTIONAL,
    diversityMode                      DiversityMode,
    not-Used-sSDT-CellIdLength        NULLSsDT-CellIdLength OPTIONAL,
    not-Used-s-FieldLength            NULLS-FieldLength OPTIONAL,
    iE-Extensions                     ProtocolExtensionContainer { {UL-DPCH-Information-RL-
SetupRqstFDD-ExtIEs} } OPTIONAL,
    ...
}

UL-DPCH-Information-RL-SetupRqstFDD-ExtIEs RNSAP-PROTOCOL-EXTENSION ::= {
    { ID id-DPC-Mode                CRITICALITY reject      EXTENSION DPC-Mode                PRESENCE
optional } |
    { ID id-UL-DPCHIndicatorEDCH    CRITICALITY reject      EXTENSION UL-DPCHIndicatorEDCH PRESENCE
conditional },
    -- This IE shall be present if E-DPCH Information IE is present.
    ...
}

DL-DPCH-Information-RL-SetupRqstFDD ::= SEQUENCE {
    tFCS                               TFCS,
    dl-DPCH-SlotFormat                DL-DPCH-SlotFormat,
    nrOfDLchannelisationcodes          NrOfDLchannelisationcodes,
    tFCI-SignallingMode                TFCI-SignallingMode,
    tFCI-Presence                       TFCI-Presence OPTIONAL
    -- This IE shall be present if DL DPCH Slot Format IE is equal to any of the values from 12 to
16 --,
    multiplexingPosition                MultiplexingPosition,
    powerOffsetInformation              PowerOffsetInformation-RL-SetupRqstFDD,
    fdd-dl-TPC-DownlinkStepSize        FDD-TPC-DownlinkStepSize,
    limitedPowerIncrease                LimitedPowerIncrease,
    innerLoopDLPCStatus                InnerLoopDLPCStatus,
    iE-Extensions                     ProtocolExtensionContainer { {DL-DPCH-Information-RL-
SetupRqstFDD-ExtIEs} } OPTIONAL,
    ...
}

DL-DPCH-Information-RL-SetupRqstFDD-ExtIEs RNSAP-PROTOCOL-EXTENSION ::= {
    { ID id-SplitType                CRITICALITY reject      EXTENSION SplitType                PRESENCE optional } |
    { ID id-LengthOfTFCI2            CRITICALITY reject      EXTENSION LengthOfTFCI2            PRESENCE optional },
    ...
}

PowerOffsetInformation-RL-SetupRqstFDD ::= SEQUENCE {
    po1-ForTFCI-Bits                 PowerOffset,
    po2-ForTPC-Bits                 PowerOffset,

```

```

        po3-ForPilotBits          PowerOffset,
        iE-Extensions             ProtocolExtensionContainer { { PowerOffsetInformation-RL-
SetupRqstFDD-ExtIEs} } OPTIONAL,
        ...
    }

PowerOffsetInformation-RL-SetupRqstFDD-ExtIEs RNSAP-PROTOCOL-EXTENSION ::= {
    ...
}

RL-InformationList-RL-SetupRqstFDD ::= SEQUENCE (SIZE (1..maxNrOfRLs)) OF ProtocolIE-
Single-Container { {RL-InformationItemIEs-RL-SetupRqstFDD} }

RL-InformationItemIEs-RL-SetupRqstFDD RNSAP-PROTOCOL-IES ::= {
    { ID id-RL-InformationItem-RL-SetupRqstFDD CRITICALITY notify TYPE RL-InformationItem-RL-
SetupRqstFDD PRESENCE mandatory }
}

RL-InformationItem-RL-SetupRqstFDD ::= SEQUENCE {
    rL-ID RL-ID,
    c-ID C-ID,
    firstRLS-indicator FirstRLS-Indicator,
    frameOffset FrameOffset,
    chipOffset ChipOffset,
    propagationDelay PropagationDelay OPTIONAL,
    diversityControlField DiversityControlField OPTIONAL
    -- This IE shall be present if the RL is not the first one in the RL-InformationList-RL-
SetupRqstFDD --,
    dl-InitialTX-Power DL-Power OPTIONAL,
    primaryCPICH-EcNo PrimaryCPICH-EcNo OPTIONAL,
    not-Used-sSDT-CellID NULLSSDT-CellID OPTIONAL,
    transmitDiversityIndicator TransmitDiversityIndicator OPTIONAL,
    -- This IE shall be present unless Diversity Mode IE in UL DPCCH Information group is "none"
    iE-Extensions ProtocolExtensionContainer { {RL-InformationItem-RL-
SetupRqstFDD-ExtIEs} } OPTIONAL,
    ...
}

RL-InformationItem-RL-SetupRqstFDD-ExtIEs RNSAP-PROTOCOL-EXTENSION ::= {
    { ID id-SSDT-CellIDforEDSCHPC CRITICALITY ignore EXTENSION SSDT-CellID
PRESENCE conditional }|
    This IE shall be present if Enhanced DSCH PC IE is present in the DSCH Information IE,
    { ID id-Enhanced-PrimaryCPICH-EcNo CRITICALITY ignore EXTENSION Enhanced-PrimaryCPICH-EcNo
PRESENCE optional }|
    { ID id-RL-Specific-DCH-Info CRITICALITY ignore EXTENSION RL-Specific-DCH-Info
PRESENCE optional }|
    { ID id-DelayedActivation CRITICALITY reject EXTENSION DelayedActivation
PRESENCE optional }|
    { ID id-Qth-Parameter CRITICALITY ignore EXTENSION Qth-Parameter
PRESENCE optional }|
    { ID id-CellPortionID CRITICALITY ignore EXTENSION CellPortionID
PRESENCE optional }|
    { ID id-RL-Specific-EDCH-Information CRITICALITY reject EXTENSION RL-Specific-
EDCH-Information PRESENCE optional }|
    { ID id-EDCH-RL-Indication CRITICALITY reject EXTENSION EDCH-RL-
Indication PRESENCE optional },
    ...
}

RadioLinkSetupRequestFDD-Extensions RNSAP-PROTOCOL-EXTENSION ::= {
    { ID id-Permanent-NAS-UE-Identity CRITICALITY ignore EXTENSION Permanent-NAS-
UE-Identity PRESENCE optional }|
    { ID id-DL-PowerBalancing-Information CRITICALITY ignore EXTENSION DL-
PowerBalancing-Information PRESENCE optional }|
    { ID id-HSDSCH-FDD-Information CRITICALITY reject EXTENSION HSDSCH-FDD-
Information PRESENCE optional }|
    { ID id-HSPDSCH-RL-ID CRITICALITY reject EXTENSION RL-ID
PRESENCE conditional }|
    -- This IE shall be present if HS-DSCH Information IE is present.
    { ID id-UE-Support-Of-Dedicated-Pilots-For-Channel-Estimation CRITICALITY ignore
EXTENSION UE-Support-Of-Dedicated-Pilots-For-Channel-Estimation PRESENCE
optional }|
    { ID id-UE-Support-Of-Dedicated-Pilots-For-Channel-Estimation-Of-HS-DSCH CRITICALITY ignore
EXTENSION UE-Support-Of-Dedicated-Pilots-For-Channel-Estimation-Of-HS-DSCH PRESENCE
optional }|
    { ID id-MBMS-Bearer-Service-List CRITICALITY notify EXTENSION MBMS-Bearer-
Service-List PRESENCE optional }|
}

```



```

    { ID id-EDPCH-Information
Information-FDD PRESENCE optional } | CRITICALITY reject EXTENSION EDPCH-
    { ID id-EDCH-FDD-Information
Information PRESENCE optional } | CRITICALITY reject EXTENSION EDCH-FDD-
    { ID id-Serving-EDCHRL-Id
PRESENCE conditional } | CRITICALITY reject EXTENSION RL-ID
    -- This IE is present if RL Specific E-DCHInformation IE is present.
    { ID id-F-DPCH-Information-RL-SetupRqstFDD
Information-RL-SetupRqstFDD PRESENCE optional } | CRITICALITY reject EXTENSION F-DPCH-
    { ID id-Initial-DL-DPCH-TimingAdjustment-Allowed
DPCH-TimingAdjustment-Allowed PRESENCE optional }, CRITICALITY ignore EXTENSION Initial-DL-
    ...
}

F-DPCH-Information-RL-SetupRqstFDD ::= SEQUENCE {
    powerOffsetInformation PowerOffsetInformation-F-DPCH-RL-SetupRqstFDD,
    fdd-dl-TPC-DownlinkStepSize FDD-TPC-DownlinkStepSize,
    limitedPowerIncrease LimitedPowerIncrease,
    innerLoopDLPCStatus InnerLoopDLPCStatus,
    iE-Extensions ProtocolExtensionContainer { { F-DPCH-Information-RL-
SetupRqstFDD-ExtIEs} }
    OPTIONAL,
    ...
}

F-DPCH-Information-RL-SetupRqstFDD-ExtIEs RNSAP-PROTOCOL-EXTENSION ::= {
    ...
}

PowerOffsetInformation-F-DPCH-RL-SetupRqstFDD ::= SEQUENCE {
    po2-ForTPC-Bits PowerOffset,
    iE-Extensions ProtocolExtensionContainer { { PowerOffsetInformation-F-DPCH-RL-
SetupRqstFDD-ExtIEs} }
    OPTIONAL,
    ...
}

PowerOffsetInformation-F-DPCH-RL-SetupRqstFDD-ExtIEs RNSAP-PROTOCOL-EXTENSION ::= {
    ...
}

-- *****
--
-- RADIO LINK SETUP REQUEST TDD
--
-- *****
Partially omitted

-- *****
--
-- RADIO LINK ADDITION REQUEST FDD
--
-- *****

RadioLinkAdditionRequestFDD ::= SEQUENCE {
    protocolIEs ProtocolIE-Container {{RadioLinkAdditionRequestFDD-IEs}},
    protocolExtensions ProtocolExtensionContainer {{RadioLinkAdditionRequestFDD-
Extensions}}
    OPTIONAL,
    ...
}

RadioLinkAdditionRequestFDD-IEs RNSAP-PROTOCOL-IES ::= {
    { ID id-UL-SIRTarget CRITICALITY reject TYPE UL-SIR PRESENCE
mandatory } |
    { ID id-RL-InformationList-RL-AdditionRqstFDD CRITICALITY notify TYPE RL-InformationList-RL-
AdditionRqstFDD PRESENCE mandatory } |
    { ID id-Active-Pattern-Sequence-Information CRITICALITY reject TYPE Active-Pattern-Sequence-
Information PRESENCE optional },
    ...
}

RL-InformationList-RL-AdditionRqstFDD ::= SEQUENCE (SIZE (1..maxNrOfRLs-1)) OF ProtocolIE-
Single-Container { {RL-Information-RL-AdditionRqstFDD-IEs} }

RL-Information-RL-AdditionRqstFDD-IEs RNSAP-PROTOCOL-IES ::= {
    { ID id-RL-Information-RL-AdditionRqstFDD CRITICALITY notify TYPE RL-Information-RL-
AdditionRqstFDD PRESENCE mandatory }
}

```

```

RL-Information-RL-AdditionRqstFDD ::= SEQUENCE {
    rL-ID                RL-ID,
    c-ID                C-ID,
    frameOffset         FrameOffset,
    chipOffset          ChipOffset,
    diversityControlField DiversityControlField,
    primaryCPICH-EcNo   PrimaryCPICH-EcNo    OPTIONAL,
    hot-Used-sSDT-CellID NULLSSDT-CellID    OPTIONAL,
    transmitDiversityIndicator TransmitDiversityIndicator    OPTIONAL,
    iE-Extensions       ProtocolExtensionContainer { {RL-Information-RL-AdditionRqstFDD-
ExtIes} } OPTIONAL,
    ...
}

RL-Information-RL-AdditionRqstFDD-ExtIes RNSAP-PROTOCOL-EXTENSION ::= {
    optional|
    { ID id-DLReferencePower    CRITICALITY ignore    EXTENSION    DL-Power    PRESENCE
    optional|
    { ID id-Enhanced-PrimaryCPICH-EcNo    CRITICALITY ignore    EXTENSION    Enhanced-
PrimaryCPICH-EcNo    PRESENCE optional    }|
    { ID id-RL-Specific-DCH-Info    CRITICALITY ignore    EXTENSION    RL-Specific-DCH-Info
    PRESENCE    optional    }|
    { ID id-DelayedActivation    CRITICALITY reject    EXTENSION    DelayedActivation    PRESENCE    optional    }|
    { ID id-Qth-Parameter    CRITICALITY ignore    EXTENSION    Qth-Parameter    PRESENCE
optional    }|
    { ID id-RL-Specific-EDCH-Information    CRITICALITY reject    EXTENSION    RL-Specific-
EDCH-Information    PRESENCE    optional    }|
    { ID id-EDCH-RL-Indication    CRITICALITY reject    EXTENSION    EDCH-RL-
Indication    PRESENCE    optional    },
    ...
}

RadioLinkAdditionRequestFDD-Extensions RNSAP-PROTOCOL-EXTENSION ::= {
    { ID id-DPC-Mode    CRITICALITY reject    EXTENSION    DPC-Mode
    PRESENCE    optional    }|
    { ID id-Permanent-NAS-UE-Identity    CRITICALITY ignore    EXTENSION    Permanent-NAS-
UE-Identity    PRESENCE    optional    }|
    { ID id-Serving-EDCHRL-Id    CRITICALITY reject    EXTENSION    RL-ID
    PRESENCE    conditional    }|
    -- This IE is present if RL Specific E-DCHInformation IE is present.
    { ID id-Initial-DL-DPCH-TimingAdjustment-Allowed    CRITICALITY ignore    EXTENSION    Initial-DL-
DPCH-TimingAdjustment-Allowed    PRESENCE    optional    },
    ...
}

-- *****
--
-- RADIO LINK ADDITION REQUEST TDD
--
-- *****

Partially omitted

-- *****
--
-- RADIO LINK RECONFIGURATION PREPARE FDD
--
-- *****

RadioLinkReconfigurationPrepareFDD ::= SEQUENCE {
    protocolIEs                ProtocolIE-Container    {{RadioLinkReconfigurationPrepareFDD-
IEs}},
    protocolExtensions         ProtocolExtensionContainer {{RadioLinkReconfigurationPrepareFDD-
Extensions}}
    OPTIONAL,
    ...
}

RadioLinkReconfigurationPrepareFDD-IEs RNSAP-PROTOCOL-IES ::= {
    { ID id-AllowedQueuingTime    CRITICALITY reject    TYPE    AllowedQueuingTime
    PRESENCE    optional    } |
    { ID id-UL-DPCH-Information-RL-ReconfPrepFDD    CRITICALITY reject    TYPE    UL-DPCH-
Information-RL-ReconfPrepFDD    PRESENCE    optional    } |
    { ID id-DL-DPCH-Information-RL-ReconfPrepFDD    CRITICALITY reject    TYPE    DL-DPCH-
Information-RL-ReconfPrepFDD    PRESENCE    optional    } |
    { ID id-FDD-DCHs-to-Modify    CRITICALITY reject    TYPE    FDD-DCHs-to-Modify    PRESENCE
optional    } |
    { ID id-DCHs-to-Add-FDD    CRITICALITY reject    TYPE    DCH-FDD-Information    PRESENCE
optional    } |

```

```

        { ID id-DCH-DeleteList-RL-ReconfPrepFDD      CRITICALITY reject  TYPE DCH-DeleteList-RL-
ReconfPrepFDD      PRESENCE optional } |
        { ID id-DSCH-Modify-RL-ReconfPrepFDD        CRITICALITY reject  TYPE DSCH-Modify-RL-
ReconfPrepFDD      PRESENCE optional } |
        { ID id-DSCHs-to-Add-FDD                     CRITICALITY reject  TYPE DSCH-FDD-Information
PRESENCE optional } |
        { ID id-DSCH-Delete-RL-ReconfPrepFDD        CRITICALITY reject  TYPE DSCH-Delete-RL-
ReconfPrepFDD      PRESENCE optional } |
        { ID id-RL-InformationList-RL-ReconfPrepFDD CRITICALITY reject  TYPE RL-InformationList-RL-
ReconfPrepFDD      PRESENCE optional } |
        { ID id-Transmission-Gap-Pattern-Sequence-Information CRITICALITY reject  TYPE Transmission-
Gap-Pattern-Sequence-Information      PRESENCE optional },
        ...
    }

UL-DPCH-Information-RL-ReconfPrepFDD ::= SEQUENCE {
    ul-ScramblingCode          UL-ScramblingCode          OPTIONAL,
    ul-SIRTarget               UL-SIR                     OPTIONAL,
    minUL-ChannelisationCodeLength MinUL-ChannelisationCodeLength OPTIONAL,
    maxNrOfUL-DPDCHs          MaxNrOfUL-DPDCHs          OPTIONAL
    -- This IE shall be present if minUL-ChannelisationCodeLength equals to 4 --,
    ul-PunctureLimit          PunctureLimit             OPTIONAL,
    tFCS                       TFCS                    OPTIONAL,
    ul-DPCCH-SlotFormat        UL-DPCCH-SlotFormat        OPTIONAL,
    diversityMode              DiversityMode              OPTIONAL,
    not-Used-sSDT-CellIDLength  -----NULLSSDT-CellID-Length  OPTIONAL,
    not-Used-s-FieldLength      -----NULLS-FieldLength      OPTIONAL,
    iE-Extensions              ProtocolExtensionContainer { {UL-DPCH-Information-RL-
ReconfPrepFDD-ExtIEs} } OPTIONAL,
    ...
}

UL-DPCH-Information-RL-ReconfPrepFDD-ExtIEs RNSAP-PROTOCOL-EXTENSION ::= {
    { ID id-UL-DPCHIndicatorEDCH CRITICALITY reject      EXTENSION UL-DPCHIndicatorEDCH PRESENCE
conditional },
    -- This IE shall be present if E-DPCH Information IE is present.
    ...
}

DL-DPCH-Information-RL-ReconfPrepFDD ::= SEQUENCE {
    tFCS                       TFCS                    OPTIONAL,
    dl-DPCH-SlotFormat          DL-DPCH-SlotFormat        OPTIONAL,
    nrOfDLchannelisationcodes   NrOfDLchannelisationcodes OPTIONAL,
    tFCI-SignallingMode         TFCI-SignallingMode  OPTIONAL,
    tFCI-Presence               TFCI-Presence          OPTIONAL
    -- This IE shall be present if DL DPCH Slot Format IE is from 12 to 16 --,
    multiplexingPosition        MultiplexingPosition    OPTIONAL,
    limitedPowerIncrease        LimitedPowerIncrease    OPTIONAL,
    iE-Extensions              ProtocolExtensionContainer { {DL-DPCH-Information-RL-
ReconfPrepFDD-ExtIEs} } OPTIONAL,
    ...
}

DL-DPCH-Information-RL-ReconfPrepFDD-ExtIEs RNSAP-PROTOCOL-EXTENSION ::= {
    { ID id-SplitType           CRITICALITY reject      EXTENSION SplitType
PRESENCE optional } |
    { ID id-LengthOfTFCI2      CRITICALITY reject      EXTENSION LengthOfTFCI2
PRESENCE optional } |
    { ID id-DL-DPCH-Power-Information-RL-ReconfPrepFDD CRITICALITY reject      EXTENSION DL-DPCH-Power-
Information-RL-ReconfPrepFDD      PRESENCE optional },
    ...
}

DL-DPCH-Power-Information-RL-ReconfPrepFDD ::= SEQUENCE {
    powerOffsetInformation      PowerOffsetInformation-RL-ReconfPrepFDD,
    fdd-TPC-DownlinkStepSize   FDD-TPC-DownlinkStepSize,
    innerLoopDLPCStatus        InnerLoopDLPCStatus,
    iE-Extensions              ProtocolExtensionContainer { { DL-DPCH-Power-
Information-RL-ReconfPrepFDD-ExtIEs } } OPTIONAL,
    ...
}

DL-DPCH-Power-Information-RL-ReconfPrepFDD-ExtIEs RNSAP-PROTOCOL-EXTENSION ::= {
    ...
}

PowerOffsetInformation-RL-ReconfPrepFDD ::= SEQUENCE {
    p01-ForTFCI-Bits           PowerOffset,
    p02-ForTPC-Bits            PowerOffset,

```

```

    p03-ForPilotBits                PowerOffset,
    iE-Extensions                    ProtocolExtensionContainer { { PowerOffsetInformation-
RL-ReconfPrepFDD-ExtIEs} } OPTIONAL,
    ...
}

PowerOffsetInformation-RL-ReconfPrepFDD-ExtIEs RNSAP-PROTOCOL-EXTENSION ::= {
    ...
}

DCH-DeleteList-RL-ReconfPrepFDD ::= SEQUENCE (SIZE (0..maxNrOfDCHs)) OF DCH-DeleteItem-
RL-ReconfPrepFDD

DCH-DeleteItem-RL-ReconfPrepFDD ::= SEQUENCE {
    dCH-ID                DCH-ID,
    iE-Extensions        ProtocolExtensionContainer { {DCH-DeleteItem-RL-ReconfPrepFDD-
ExtIEs} } OPTIONAL,
    ...
}

DCH-DeleteItem-RL-ReconfPrepFDD-ExtIEs RNSAP-PROTOCOL-EXTENSION ::= {
    ...
}

DSCH-Modify-RL-ReconfPrepFDD ::= SEQUENCE {
    dSCH-Information        DSCH-ModifyInfo-RL-ReconfPrepFDD OPTIONAL,
    pdSCH-RL-ID            RL-ID                OPTIONAL,
    tFCS                    TFCS                OPTIONAL,
    iE-Extensions        ProtocolExtensionContainer { {DSCH-Modify-RL-ReconfPrepFDD-
ExtIEs} } OPTIONAL,
    ...
}

DSCH-Modify-RL-ReconfPrepFDD-ExtIEs RNSAP-PROTOCOL-EXTENSION ::= {
    { ID id-EnhancedDSCHPCIndicator          CRITICALITY ignore EXTENSION EnhancedDSCHPCIndicator
PRESENCE optional}|
    { ID id-EnhancedDSCHPC                  CRITICALITY ignore EXTENSION EnhancedDSCHPC
PRESENCE conditional},
    -- The IE shall be present if the Enhanced DSCH PC Indicator IE is set to "Enhanced DSCH PC
Active in the UE".
    ...
}

DSCH-ModifyInfo-RL-ReconfPrepFDD ::= SEQUENCE (SIZE(0..maxNoOfDSCHs)) OF DSCH-ModifyInformationItem-
RL-ReconfPrepFDD

DSCH-ModifyInformationItem-RL-ReconfPrepFDD ::= SEQUENCE {
    dSCH-ID                DSCH-ID,
    trChSourceStatisticsDescriptor    TrCH-SrcStatisticsDescr OPTIONAL,
    transportFormatSet          TransportFormatSet                OPTIONAL,
    allocationRetentionPriority    AllocationRetentionPriority    OPTIONAL,
    schedulingPriorityIndicator    SchedulingPriorityIndicator    OPTIONAL,
    bLER                        BLER                            OPTIONAL,
    transportBearerRequestIndicator    TransportBearerRequestIndicator,
    iE-Extensions        ProtocolExtensionContainer { {DSCH-ModifyInformationItem-RL-
ReconfPrepFDD-ExtIEs} } OPTIONAL,
    ...
}

DSCH-ModifyInformationItem-RL-ReconfPrepFDD-ExtIEs RNSAP-PROTOCOL-EXTENSION ::= {
    { ID id-TrafficClass          CRITICALITY ignore EXTENSION TrafficClass          PRESENCE
optional }|
    { ID id-BindingID            CRITICALITY ignore EXTENSION BindingID
PRESENCE optional }|
    -- Shall be ignored if bearer establishment with ALCAP.
    { ID id-TransportLayerAddress    CRITICALITY ignore EXTENSION
TransportLayerAddress PRESENCE optional },
    -- Shall be ignored if bearer establishment with ALCAP.
    ...
}

DSCH-Delete-RL-ReconfPrepFDD ::= SEQUENCE {
    dSCH-Information        DSCH-Info-Delete-RL-ReconfPrepFDD,
    iE-Extensions        ProtocolExtensionContainer { {DSCH-Delete-RL-ReconfPrepFDD-
ExtIEs} } OPTIONAL,
    ...
}

```

```

DSCH-Delete-RL-ReconfPrepFDD-ExtIEs RNSAP-PROTOCOL-EXTENSION ::= {
    ...
}

DSCH-Info-Delete-RL-ReconfPrepFDD ::= SEQUENCE (SIZE(1..maxNoOfDSCHs)) OF DSCH-
DeleteInformationItem-RL-REconfPrepFDD

DSCH-DeleteInformationItem-RL-REconfPrepFDD ::= SEQUENCE {
    dSCH-ID DSCH-ID,
    iE-Extensions ProtocolExtensionContainer { {DSCH-DeleteInformationItem-RL-
ReconfPrepFDD-ExtIEs} } OPTIONAL,
    ...
}

DSCH-DeleteInformationItem-RL-ReconfPrepFDD-ExtIEs RNSAP-PROTOCOL-EXTENSION ::= {
    ...
}

RL-InformationList-RL-ReconfPrepFDD ::= SEQUENCE (SIZE (0..maxNrOfRLs)) OF ProtocolIE-
Single-Container { {RL-Information-RL-ReconfPrepFDD-IEs} }

RL-Information-RL-ReconfPrepFDD-IEs RNSAP-PROTOCOL-IEs ::= {
    { ID id-RL-Information-RL-ReconfPrepFDD CRITICALITY reject TYPE RL-Information-RL-
ReconfPrepFDD PRESENCE mandatory }
}

RL-Information-RL-ReconfPrepFDD ::= SEQUENCE {
    rL-ID RL-ID,
    not-Used-sSDT-Indication NULLSSDT Indication OPTIONAL,
    not-Used-sSDT-CellIdentity NULLSSDT CellID OPTIONAL,
    The IE shall be present if the sSDT Indication is set to 'sSDT active in the UE',
    transmitDiversityIndicator TransmitDiversityIndicator OPTIONAL,
    -- This IE shall be present if Diversity Mode IE is present in UL DPCH Information IE and is not
equal to "none"
    iE-Extensions ProtocolExtensionContainer { {RL-Information-RL-ReconfPrepFDD-
ExtIEs} } OPTIONAL,
    ...
}

RL-Information-RL-ReconfPrepFDD-ExtIEs RNSAP-PROTOCOL-EXTENSION ::= {
{ ID id-SSDT-CellIDforEDSCHPC CRITICALITY ignore EXTENSION SSdt-CellID
PRESENCE conditional }
This IE shall be present if Enhanced DSCH PC IE is present in either the DSCHs to Modify IE
or the DSCHs to Add IE.
    { ID id-DLReferencePower CRITICALITY ignore EXTENSION DL-Power
PRESENCE optional }|
    { ID id-RL-Specific-DCH-Info CRITICALITY ignore EXTENSION RL-Specific-DCH-Info
PRESENCE optional }|
    { ID id-DL-DPCH-TimingAdjustment CRITICALITY reject EXTENSION DL-DPCH-
TimingAdjustment PRESENCE optional }|
{ ID id-Qth-Parameter CRITICALITY ignore EXTENSION Qth-Parameter
PRESENCE optional }
    { ID id-Phase-Reference-Update-Indicator CRITICALITY ignore EXTENSION Phase-Reference-
Update-Indicator PRESENCE optional }|
    { ID id-RL-Specific-EDCH-Information CRITICALITY reject EXTENSION RL-Specific-EDCH-
Information PRESENCE optional }|
    { ID id-EDCH-MACdFlows-To-Add CRITICALITY reject EXTENSION RL-Specific-EDCH-
Information PRESENCE optional }|
    { ID id-EDCH-RL-Indication CRITICALITY reject EXTENSION EDCH-RL-Indication
PRESENCE optional },
    ...
}

RadioLinkReconfigurationPrepareFDD-Extensions RNSAP-PROTOCOL-EXTENSION ::= {
    { ID id-HSDSCH-FDD-Information CRITICALITY reject EXTENSION HSDSCH-
FDD-Information PRESENCE optional }|
    { ID id-HSDSCH-Information-to-Modify CRITICALITY reject EXTENSION HSDSCH-
Information-to-Modify PRESENCE optional }|
    { ID id-HSDSCH-MACdFlows-to-Add CRITICALITY reject EXTENSION HSDSCH-
MACdFlows-Information PRESENCE optional }|
    { ID id-HSDSCH-MACdFlows-to-Delete CRITICALITY reject EXTENSION HSDSCH-
MACdFlows-to-Delete PRESENCE optional }|
    { ID id-HSPDSCH-RL-ID CRITICALITY reject EXTENSION RL-ID
PRESENCE optional }|
    { ID id-UE-Support-Of-Dedicated-Pilots-For-Channel-Estimation CRITICALITY ignore
EXTENSION UE-Support-Of-Dedicated-Pilots-For-Channel-Estimation
PRESENCE optional }|
    { ID id-UE-Support-Of-Dedicated-Pilots-For-Channel-Estimation-Of-HS-DSCH CRITICALITY ignore
EXTENSION UE-Support-Of-Dedicated-Pilots-For-Channel-Estimation-Of-HS-DSCH
PRESENCE optional }|
}

```

```

    { ID id-EDPCH-Information
Information-FDD          PRESENCE optional}| CRITICALITY reject EXTENSION EDPCH-
    { ID id-EDCH-FDD-Information
Information          PRESENCE optional}| CRITICALITY reject EXTENSION EDCH-FDD-
    { ID id-EDCH-FDD-Information-To-Modify
Information-To-Modify PRESENCE optional}| CRITICALITY reject EXTENSION EDCH-FDD-
    { ID id-EDCH-MACdFlows-To-Delete
MACdFlows-To-Delete  PRESENCE optional}| CRITICALITY reject EXTENSION EDCH-
    { ID id-Serving-EDCHRL-Id
          PRESENCE conditional}| CRITICALITY reject EXTENSION RL-ID
    -- This IE is present if RL Specific E-DCHInformation IE is present.
    { ID id-F-DPCH-Information-RL-ReconfPrepFDD
Information-RL-ReconfPrepFDD PRESENCE optional}, CRITICALITY reject EXTENSION F-DPCH-
    ...
}

F-DPCH-Information-RL-ReconfPrepFDD ::= SEQUENCE {
    powerOffsetInformation      PowerOffsetInformation-F-DPCH-RL-ReconfPrepFDD,
    fdd-dl-TPC-DownlinkStepSize FDD-TPC-DownlinkStepSize,
    limitedPowerIncrease       LimitedPowerIncrease,
    innerLoopDLPCStatus        InnerLoopDLPCStatus,
    iE-Extensions              ProtocolExtensionContainer { { F-DPCH-Information-RL-
ReconfPrepFDD-ExtIEs } }     OPTIONAL,
    ...
}

F-DPCH-Information-RL-ReconfPrepFDD-ExtIEs RNSAP-PROTOCOL-EXTENSION ::= {
    ...
}

PowerOffsetInformation-F-DPCH-RL-ReconfPrepFDD ::= SEQUENCE {
    po2-ForTPC-Bits            PowerOffset,
    iE-Extensions              ProtocolExtensionContainer { { PowerOffsetInformation-F-DPCH-RL-
ReconfPrepFDD-ExtIEs } }     OPTIONAL,
    ...
}

PowerOffsetInformation-F-DPCH-RL-ReconfPrepFDD-ExtIEs RNSAP-PROTOCOL-EXTENSION ::= {
    ...
}

```

```

-- *****
--
-- RADIO LINK RECONFIGURATION PREPARE TDD
--
-- *****

```

Partially omitted

9.3.4 Information Element Definitions

```

-- *****
--
-- Information Element Definitions
--
-- *****

```

Partially omitted

```

-- Q

QE-Selector ::= ENUMERATED {
    selected,
    non-selected
}

@th-Parameter ::= INTEGER (-20..0)
-- Unit dB, Step 1dB

```

```

-- R

RAC ::= OCTET STRING (SIZE(1))

RANAP-RelocationInformation ::= BIT STRING

Range-Correction-Rate ::= INTEGER (-127..127)
-- scaling factor 0.032 m/s

```

```

RateMatchingAttribute ::= INTEGER (1..maxRateMatching)

RB-Identity ::= INTEGER (0..31)

RB-Info ::= SEQUENCE (SIZE(1..maxNoOfRB)) OF RB-Identity

Received-Total-Wideband-Power-Value ::= Received-total-wide-band-power

Received-Total-Wideband-Power-Value-IncrDecrThres ::= INTEGER(0..620)
-- Unit dB Step 0.1dB
-- e.g. value 100 means 10dB

RefTFCNumber ::= INTEGER (0..15)

RepetitionLength ::= INTEGER (1..63)

RepetitionPeriod ::= ENUMERATED {
    v1,
    v2,
    v4,
    v8,
    v16,
    v32,
    v64
}

RepetitionNumber0 ::= INTEGER (0..255)

RepetitionNumber1 ::= INTEGER (1..256)

ReportCharacteristics ::= CHOICE {
    onDemand          NULL,
    periodic          Periodic,
    eventA            EventA,
    eventB            EventB,
    eventC            EventC,
    eventD            EventD,
    eventE            EventE,
    eventF            EventF,
    ...,
    extension-ReportCharacteristics  Extension-ReportCharacteristics
}

Extension-ReportCharacteristics ::= ProtocolIE-Single-Container {{ Extension-ReportCharacteristicsIE
}}

Extension-ReportCharacteristicsIE RNSAP-PROTOCOL-IES ::= {
    { ID id-OnModification CRITICALITY reject TYPE OnModification PRESENCE mandatory }
}

ReportPeriodicity ::= CHOICE {
    ten-msec          INTEGER (1..6000,...),
    -- The Report Periodicity gives the reporting periodicity in number of 10 ms periods.
    -- E.g. value 6000 means 60000ms (i.e. 1min)
    -- Unit ms, Step 10ms
    min               INTEGER (1..60,...),
    -- Unit min, Step 1min
    ...
}

RequestedDataValue ::= SEQUENCE {
    gA-AccessPointPositionwithAltitude  GA-AccessPointPositionwithOptionalAltitude
    OPTIONAL,
    iPDLParameters                      IPDLParameters
    OPTIONAL,
    dGPSCorrections                    DGPSCorrections
    OPTIONAL,
    gPS-NavigationModel-and-TimeRecovery  GPS-NavigationModel-and-TimeRecovery
    OPTIONAL,
    gPS-Ionospheric-Model                GPS-Ionospheric-Model
    OPTIONAL,
    gPS-UTC-Model                        GPS-UTC-Model
    OPTIONAL,
    gPS-Almanac                          GPS-Almanac
    OPTIONAL,
    gPS-RealTime-Integrity                GPS-RealTime-Integrity
    OPTIONAL,

```

```

        GPS-RX-POS                                GPS-RX-POS
        OPTIONAL,
        sFNSFN-GA-AccessPointPosition             GA-AccessPointPositionwithOptionalAltitude
        OPTIONAL,
        iE-Extensions                             ProtocolExtensionContainer { { RequestedDataValue-
ExtIEs} }      OPTIONAL,
    ...
}

RequestedDataValue-ExtIEs RNSAP-PROTOCOL-EXTENSION ::= {
    { ID id-Cell-Capacity-Class-Value  CRITICALITY ignore  EXTENSION Cell-Capacity-Class-Value
    PRESENCE mandatory }|
    { ID id-NACC-Related-Data          CRITICALITY ignore  EXTENSION NACC-Related-Data
    PRESENCE optional }|
    { ID id-MBMS-Bearer-Service-Full-Address          CRITICALITY ignore  EXTENSION MBMS-Bearer-
Service-Full-Address          PRESENCE optional },
    ...
}

RequestedDataValueInformation ::= CHOICE {
    informationAvailable      InformationAvailable,
    informationNotAvailable   InformationNotAvailable
}

RestrictionStateIndicator ::= ENUMERATED {
    cellNotRevisedForOperatorUse,
    cellRevisedForOperatorUse,
    ...
}

RL-ID ::= INTEGER (0..31)

RL-Set-ID ::= INTEGER (0..31)

RL-Specific-DCH-Info ::= SEQUENCE (SIZE (1..maxNrOfDCHs)) OF RL-Specific-DCH-Info-Item

RL-Specific-DCH-Info-Item ::= SEQUENCE {
    dCH-id          DCH-ID,
    bindingID       BindingID OPTIONAL,
    -- Shall be ignored if bearer establishment with ALCAP.
    transportLayerAddress TransportLayerAddress OPTIONAL,
    -- Shall be ignored if bearer establishment with ALCAP.
    iE-Extensions   ProtocolExtensionContainer { { RL-Specific-DCH-Info-Item-ExtIEs} }
    OPTIONAL,
    ...
}

RL-Specific-DCH-Info-Item-ExtIEs RNSAP-PROTOCOL-EXTENSION ::= {
    ...
}

RL-Specific-EDCH-Information ::= SEQUENCE (SIZE (1..maxNrOfMACdFlows)) OF RL-Specific-EDCH-InfoItem

RL-Specific-EDCH-InfoItem ::= SEQUENCE {
    eDCH-MACdFlow-ID      EDCH-MACdFlow-ID,
    bindingID              BindingID          OPTIONAL,
    -- Shall be ignored if bearer establishment with ALCAP.
    transportLayerAddress TransportLayerAddress OPTIONAL,
    -- Shall be ignored if bearer establishment with ALCAP.
    iE-Extensions         ProtocolExtensionContainer { { RL-Specific-EDCH-Info-Item-ExtIEs} }
    OPTIONAL,
    ...
}

RL-Specific-EDCH-Info-Item-ExtIEs RNSAP-PROTOCOL-EXTENSION ::= {
    ...
}

RLC-Mode ::= ENUMERATED {
    rLC-AM,
    rLC-UM,
    ...
}

RNC-ID ::= INTEGER (0..4095)

Round-Trip-Time-IncrDecrThres ::= INTEGER(0..32766)

```



```

Round-Trip-Time-Value ::= INTEGER(0..32767)
-- According to mapping in [23]

RSCP-Value ::= INTEGER (0..127)
-- According to mapping in [24]

RSCP-Value-IncrDecrThres ::= INTEGER (0..126)

Received-total-wide-band-power ::= INTEGER (0..621)
-- According to mapping in [23]

RT-Load-Value-IncrDecrThres ::= INTEGER(0..100)

RT-Load-Value ::= INTEGER(0..100)

RTLoadValue ::= SEQUENCE {
    uplinkRTLoadValue      INTEGER(0..100),
    downlinkRTLoadValue    INTEGER(0..100)
}

RxTimingDeviationForTA ::= INTEGER (0..127)
-- As specified in [5], ch. 6.2.7.6
-- For 1.28Mcps TDD this IE must be set to 0.

Rx-Timing-Deviation-Value ::= INTEGER (0..8191)
--According to mapping in [24][3.84Mcps TDD only]

Rx-Timing-Deviation-Value-LCR ::= INTEGER (0..511)
--According to mapping in [24][1.28Mcps TDD only]

-- S

SAC ::= OCTET STRING (SIZE (2))

SAI ::= SEQUENCE {
    pLMN-Identity      PLMN-Identity,
    lAC                LAC,
    sAC                SAC,
    iE-Extensions      ProtocolExtensionContainer { {SAI-ExtIEs} } OPTIONAL
}

SAI-ExtIEs RNSAP-PROTOCOL-EXTENSION ::= {
    ...
}

SAT-ID ::= INTEGER (0..63)

SCH-TimeSlot ::= INTEGER (0..6)

ScaledAdjustmentRatio ::= INTEGER(0..100)
-- AdjustmentRatio = ScaledAdjustmentRatio / 100

Secondary-CCPCH-Info ::= SEQUENCE {
    fDD-S-CCPCH-Offset      FDD-S-CCPCH-Offset,
    dl-ScramblingCode       DL-ScramblingCode,
    fDD-DL-ChannelisationCodeNumber  FDD-DL-ChannelisationCodeNumber,
    dl-TFCS                 TFCS,
    secondaryCCPCH-SlotFormat  SecondaryCCPCH-SlotFormat,
    tFCI-Presence           TFCI-Presence OPTIONAL,
    -- This IE shall be present only if the Secondary CCPCH Slot Format IE is equal to any of the
values from 8 to 17
    multiplexingPosition     MultiplexingPosition,
    sTTD-Indicator          STTD-Indicator,
    fACH-PCH-InformationList FACH-PCH-InformationList,
    iB-schedulingInformation IB-SchedulingInformation,
    iE-Extensions           ProtocolExtensionContainer { { Secondary-CCPCH-Info-
ExtIEs} } OPTIONAL,
    ...
}

Secondary-CCPCH-Info-ExtIEs RNSAP-PROTOCOL-EXTENSION ::= {
    ...
}

Secondary-CCPCH-Info-TDD ::= SEQUENCE {
    dl-TFCS                TFCS,
    tFCI-Coding            TFCI-Coding,
    secondary-CCPCH-TDD-InformationList  Secondary-CCPCH-TDD-InformationList,

```

```

    fACH-InformationList          FACH-InformationList,
    pCH-InformationList          PCH-InformationList,
    iE-Extensions                ProtocolExtensionContainer { { Secondary-CCPCH-Info-TDD-
ExtIEs} } OPTIONAL,
    ...
}

Secondary-CCPCH-Info-TDD-ExtIEs RNSAP-PROTOCOL-EXTENSION ::= {
    ...
}

Secondary-CPICH-Information ::= SEQUENCE {
    dl-ScramblingCode            DL-ScramblingCode,
    fDD-DL-ChannelisationCodeNumber FDD-DL-ChannelisationCodeNumber,
    iE-Extensions                ProtocolExtensionContainer { { Secondary-CPICH-
Information-ExtIEs} } OPTIONAL,
    ...
}

Secondary-CPICH-Information-ExtIEs RNSAP-PROTOCOL-EXTENSION ::= {
    ...
}

Secondary-CPICH-Information-Change ::= CHOICE {
    new-secondary-CPICH          Secondary-CPICH-Information,
    secondary-CPICH-shall-not-be-used NULL,
    ...
}

Secondary-LCR-CCPCH-Info-TDD ::= SEQUENCE {
    dl-TFCS                      TFCS,
    tFCI-Coding                  TFCI-Coding,
    secondary-LCR-CCPCH-TDD-InformationList Secondary-LCR-CCPCH-TDD-InformationList,
    fACH-InformationList        FACH-InformationList,
    pCH-InformationList        PCH-InformationList,
    iE-Extensions                ProtocolExtensionContainer { { Secondary-LCR-CCPCH-Info-
TDD-ExtIEs} } OPTIONAL,
    ...
}

Secondary-LCR-CCPCH-Info-TDD-ExtIEs RNSAP-PROTOCOL-EXTENSION ::= {
    ...
}

Secondary-CCPCH-TDD-InformationList ::= SEQUENCE (SIZE(0.. maxNrOfSCCPCHs)) OF Secondary-CCPCH-TDD-
InformationItem

Secondary-CCPCH-TDD-InformationItem ::= SEQUENCE {
    timeSlot                    TimeSlot,
    midambleShiftAndBurstType    MidambleShiftAndBurstType,
    tFCI-Presence                TFCI-Presence,
    secondary-CCPCH-TDD-Code-Information Secondary-CCPCH-TDD-Code-Information,
    tDD-PhysicalChannelOffset    TDD-PhysicalChannelOffset,
    repetitionLength            RepetitionLength,
    repetitionPeriod            RepetitionPeriod,
    iE-Extensions                ProtocolExtensionContainer { { Secondary-CCPCH-TDD-
InformationItem-ExtIEs} } OPTIONAL,
    ...
}

Secondary-CCPCH-TDD-InformationItem-ExtIEs RNSAP-PROTOCOL-EXTENSION ::= {
    ...
}

Secondary-LCR-CCPCH-TDD-InformationList ::= SEQUENCE (SIZE(0.. maxNrOfSCCPCHs)) OF Secondary-LCR-
CCPCH-TDD-InformationItem

Secondary-LCR-CCPCH-TDD-InformationItem ::= SEQUENCE {
    timeSlotLCR                TimeSlotLCR,
    midambleShiftLCR            MidambleShiftLCR,
    tFCI-Presence                TFCI-Presence,
    secondary-LCR-CCPCH-TDD-Code-Information Secondary-LCR-CCPCH-TDD-Code-Information,
    tDD-PhysicalChannelOffset    TDD-PhysicalChannelOffset,
    repetitionLength            RepetitionLength,
    repetitionPeriod            RepetitionPeriod,
    iE-Extensions                ProtocolExtensionContainer { { Secondary-LCR-CCPCH-
TDD-InformationItem-ExtIEs} } OPTIONAL,
    ...
}

```

```

}

Secondary-LCR-CCPCH-TDD-InformationItem-ExtIEs RNSAP-PROTOCOL-EXTENSION ::= {
    ...
}

Secondary-CCPCH-TDD-Code-Information ::= SEQUENCE ( SIZE (1..maxNrOfSCCPCHs)) OF Secondary-CCPCH-
TDD-Code-InformationItem

Secondary-CCPCH-TDD-Code-InformationItem ::= SEQUENCE {
    tDD-ChannelisationCode          TDD-ChannelisationCode,
    iE-Extensions                   ProtocolExtensionContainer { {Secondary-CCPCH-TDD-Code-
InformationItem-ExtIEs} } OPTIONAL,
    ...
}

Secondary-CCPCH-TDD-Code-InformationItem-ExtIEs RNSAP-PROTOCOL-EXTENSION ::= {
    ...
}

Secondary-LCR-CCPCH-TDD-Code-Information ::= SEQUENCE ( SIZE (1..maxNrOfSCCPCHs)) OF Secondary-LCR-
CCPCH-TDD-Code-InformationItem

Secondary-LCR-CCPCH-TDD-Code-InformationItem ::= SEQUENCE {
    tDD-ChannelisationCodeLCR       TDD-ChannelisationCodeLCR,
    s-CCPCH-TimeSlotFormat-LCR     TDD-DL-DPCH-TimeSlotFormat-LCR,
    iE-Extensions                   ProtocolExtensionContainer { {Secondary-LCR-CCPCH-TDD-Code-
InformationItem-ExtIEs} } OPTIONAL,
    ...
}

Secondary-LCR-CCPCH-TDD-Code-InformationItem-ExtIEs RNSAP-PROTOCOL-EXTENSION ::= {
    ...
}

SecondInterleavingMode ::= ENUMERATED {
    frame-related,
    timeslot-related,
    ...
}

Seed ::= INTEGER (0..63)

Service-ID ::= OCTET STRING (SIZE (3))

SFN ::= INTEGER (0..4095)

SFNSFN-FDD ::= INTEGER(0..614399)

SFNSFN-TDD ::= INTEGER(0..40961)

GA-AccessPointPositionwithOptionalAltitude ::= SEQUENCE {
    geographicalCoordinate          GeographicalCoordinate,
    altitudeAndDirection           GA-AltitudeAndDirection OPTIONAL,
    iE-Extensions                   ProtocolExtensionContainer { { GA-
AccessPointPositionwithOptionalAltitude-ExtIEs} } OPTIONAL,
    ...
}

GA-AccessPointPositionwithOptionalAltitude-ExtIEs RNSAP-PROTOCOL-EXTENSION ::= {
    ...
}

SFNSFNChangeLimit ::= INTEGER (1..256)
-- Unit chip, Step 1/16 chip, Range 1/16..16 chip

SFNSFNDriftRate ::= INTEGER (-100..100)
-- Unit chip/s, Step 1/256 chip/s, Range -100/256..+100/256 chip/s

SFNSFNDriftRateQuality ::= INTEGER (0..100)
-- Unit chip/s, Step 1/256 chip/s, Range 0..100/256 chip/s

SFNSFNMeasurementThresholdInformation ::= SEQUENCE {
    sFNSFNChangeLimit              SFNSFNChangeLimit                OPTIONAL,
    predictedSFNSFNDeviationLimit  PredictedSFNSFNDeviationLimit    OPTIONAL,
    iE-Extensions                   ProtocolExtensionContainer { {
SFNSFNMeasurementThresholdInformation-ExtIEs} } OPTIONAL,
    ...
}

```

```

}

SFNSFNMeasurementThresholdInformation-ExtIEs RNSAP-PROTOCOL-EXTENSION ::= {
    ...
}

SFNSFNMeasurementValueInformation ::= SEQUENCE {
    successfulNeighbouringCellSFNSFNObservedTimeDifferenceMeasurementInformation SEQUENCE
(SIZE(1..maxNrOfMeasNCell)) OF
    SEQUENCE {
        uC-ID UC-ID,
        SFNSFNValue SFNSFNValue,
        SFNSFNQuality SFNSFNQuality OPTIONAL,
        SFNSFNDriftRate SFNSFNDriftRate,
        SFNSFNDriftRateQuality SFNSFNDriftRateQuality OPTIONAL,
        SFNSFNTimeStampInformation SFNSFNTimeStampInformation,
        iE-Extensions ProtocolExtensionContainer { {
SuccessfulNeighbouringCellSFNSFNObservedTimeDifferenceMeasurementInformationItem-ExtIEs } }
        OPTIONAL,
        ...
    },
    unsuccessfulNeighbouringCellSFNSFNObservedTimeDifferenceMeasurementInformation SEQUENCE
(SIZE(0..maxNrOfMeasNCell-1)) OF
    SEQUENCE {
        uC-ID UC-ID,
        iE-Extensions ProtocolExtensionContainer { {
UnsuccessfulNeighbouringCellSFNSFNObservedTimeDifferenceMeasurementInformationItem-ExtIEs } }
        OPTIONAL,
        ...
    },
    iE-Extensions ProtocolExtensionContainer { { SFNSFNMeasurementValueInformationItem-ExtIEs } }
}
OPTIONAL,
...
}

SFNSFNMeasurementValueInformationItem-ExtIEs RNSAP-PROTOCOL-EXTENSION ::= {
    ...
}

SuccessfulNeighbouringCellSFNSFNObservedTimeDifferenceMeasurementInformationItem-ExtIEs RNSAP-
PROTOCOL-EXTENSION ::= {
    ...
}

UnsuccessfulNeighbouringCellSFNSFNObservedTimeDifferenceMeasurementInformationItem-ExtIEs RNSAP-
PROTOCOL-EXTENSION ::= {
    ...
}

SFNSFNQuality ::= INTEGER (0..255)
-- Unit chip, Step 1/16 chip, Range 0.. 255/16 chip

SFNSFNTimeStampInformation ::= CHOICE {
    sFNSFNTimeStamp-FDD SFN,
    sFNSFNTimeStamp-TDD SFNSFNTimeStamp-TDD,
    ...
}

SFNSFNTimeStamp-TDD ::= SEQUENCE {
    sFN SFN,
    timeSlot TimeSlot,
    iE-Extensions ProtocolExtensionContainer { { SFNSFNTimeStamp-ExtIEs } }
OPTIONAL,
...
}

SFNSFNTimeStamp-ExtIEs RNSAP-PROTOCOL-EXTENSION ::= {
    ...
}

SFNSFNValue ::= CHOICE {

```

```

    sFNSFN-FDD      SFNSFN-FDD,
    sFNSFN-TDD      SFNSFN-TDD,
    ...
}

SID ::= INTEGER (0..maxNrOfPDUIndexes-1)

SIR-Error-Value      ::= INTEGER (0..125)

SIR-Error-Value-IncrDecrThres      ::= INTEGER (0..124)

SIR-Value      ::= INTEGER (0..63)
-- According to mapping in [11]/[14]

SIR-Value-IncrDecrThres ::= INTEGER (0..62)

SecondaryCCPCH-SlotFormat      ::= INTEGER (0..17,...)
-- refer to [8]

S-FieldLength      ::= ENUMERATED {
    v1,
    v2,
    ...
}

SNA-Information ::= SEQUENCE {
    pLMN-Identity      PLMN-Identity,
    listOfSNAs      ListOfSNAs OPTIONAL,
    iE-Extensions      ProtocolExtensionContainer { { SNA-Information-ExtIEs } } OPTIONAL,
    ...
}

SNA-Information-ExtIEs RNSAP-PROTOCOL-EXTENSION ::= {
    ...
}

ListOfSNAs ::= SEQUENCE (SIZE (1.. maxNrOfSNAs)) OF SNACode

SNACode ::= INTEGER (0..65535)

SpecialBurstScheduling ::= INTEGER (1..256)

SplitType ::= ENUMERATED {
    hard,
    logical
}

SpreadingFactor      ::= INTEGER (4| 8| 16| 32| 64| 128| 256)

S-RNTI      ::= INTEGER (0..1048575)
-- From 0 to 2^20-1

S-RNTI-Group      ::= SEQUENCE {
    sRNTI      S-RNTI,
    sRNTI-BitMaskIndex      ENUMERATED {
        b1,
        b2,
        b3,
        b4,
        b5,
        b6,
        b7,
        b8,
        b9,
        b10,
        b11,
        b12,
        b13,
        b14,
        b15,
        b16,
        b17,
        b18,
        b19,...
    }
}
}

```

```
SRB-Delay ::= INTEGER(0..7,...)
```

```
SSTD-CellID ::= ENUMERATED {  
  a,  
  b,  
  c,  
  d,  
  e,  
  f,  
  g,  
  h  
}
```

```
SSTD-CellID-Length ::= ENUMERATED {  
  short,  
  medium,  
  long  
}
```

```
SSTD-Indication ::= ENUMERATED {  
  sSDT-active-in-the-UE,  
  sSDT-not-active-in-the-UE  
}
```

```
SSTD-SupportIndicator ::= ENUMERATED {  
  Not-Used-sSDT-supported,  
  sSDT-not-supported  
}
```

```
STTD-Indicator ::= ENUMERATED {  
  active,  
  inactive  
}
```

```
STTD-SupportIndicator ::= ENUMERATED {  
  sTTD-Supported,  
  sTTD-not-Supported  
}
```

```
Support-8PSK ::= ENUMERATED {  
  v8PSK-Supported  
}
```

```
SyncCase ::= INTEGER (1..2,...)
```

```
SynchronisationConfiguration ::= SEQUENCE {  
  n-INSYNC-IND          INTEGER (1..256),  
  n-OUTSYNC-IND         INTEGER (1..256),  
  t-RLFFAILURE          INTEGER (0..255),  
  -- Unit seconds, Range 0s .. 25.5s, Step 0.1s  
  iE-Extensions        ProtocolExtensionContainer { { SynchronisationConfiguration-ExtIEs } }  
  OPTIONAL,  
  ...  
}
```

```
SynchronisationConfiguration-ExtIEs RNSAP-PROTOCOL-EXTENSION ::= {  
  ...  
}
```

```
SYNC-UL-ProcParameters ::= SEQUENCE {  
  maxSYNC-UL-transmissions  ENUMERATED {v1, v2, v4, v8, ...},  
  powerRampStep             INTEGER (0..3, ...),  
  ...  
}
```

```
-- T
```

Partially omitted

9.3.6 Constant Definitions

```
-- *****  
--  
-- Constant definitions  
--  
-- *****
```

```
RNSAP-Constants {
itu-t (0) identified-organization (4) etsi (0) mobileDomain (0)
umts-Access (20) modules (3) rnsap (1) version1 (1) rnsap-Constants (4) }
```

```
DEFINITIONS AUTOMATIC TAGS ::=
```

```
BEGIN
```

```
IMPORTS
```

```
    ProcedureCode,
    ProtocolIE-ID
```

```
FROM RNSAP-CommonDataTypes;
```

```
-- *****
--
-- Elementary Procedures
--
-- *****
```

```
id-commonTransportChannelResourcesInitialisation      ProcedureCode ::= 0
id-commonTransportChannelResourcesRelease             ProcedureCode ::= 1
id-compressedModeCommand                             ProcedureCode ::= 2
id-downlinkPowerControl                              ProcedureCode ::= 3
id-downlinkPowerTimeslotControl                     ProcedureCode ::= 4
id-downlinkSignallingTransfer                        ProcedureCode ::= 5
id-errorIndication                                   ProcedureCode ::= 6
id-dedicatedMeasurementFailure                      ProcedureCode ::= 7
id-dedicatedMeasurementInitiation                   ProcedureCode ::= 8
id-dedicatedMeasurementReporting                    ProcedureCode ::= 9
id-dedicatedMeasurementTermination                  ProcedureCode ::= 10
id-paging                                             ProcedureCode ::= 11
id-physicalChannelReconfiguration                   ProcedureCode ::= 12
id-privateMessage                                    ProcedureCode ::= 13
id-radioLinkAddition                                ProcedureCode ::= 14
id-radioLinkCongestion                              ProcedureCode ::= 34
id-radioLinkDeletion                                ProcedureCode ::= 15
id-radioLinkFailure                                  ProcedureCode ::= 16
id-radioLinkPreemption                              ProcedureCode ::= 17
id-radioLinkRestoration                             ProcedureCode ::= 18
id-radioLinkSetup                                    ProcedureCode ::= 19
id-relocationCommit                                  ProcedureCode ::= 20
id-synchronisedRadioLinkReconfigurationCancellation ProcedureCode ::= 21
id-synchronisedRadioLinkReconfigurationCommit        ProcedureCode ::= 22
id-synchronisedRadioLinkReconfigurationPreparation   ProcedureCode ::= 23
id-unsynchronisedRadioLinkReconfiguration            ProcedureCode ::= 24
id-uplinkSignallingTransfer                          ProcedureCode ::= 25
id-commonMeasurementFailure                          ProcedureCode ::= 26
id-commonMeasurementInitiation                       ProcedureCode ::= 27
id-commonMeasurementReporting                        ProcedureCode ::= 28
id-commonMeasurementTermination                     ProcedureCode ::= 29
id-informationExchangeFailure                       ProcedureCode ::= 30
id-informationExchangeInitiation                     ProcedureCode ::= 31
id-informationReporting                              ProcedureCode ::= 32
id-informationExchangeTermination                   ProcedureCode ::= 33
id-reset                                              ProcedureCode ::= 35
id-radioLinkActivation                               ProcedureCode ::= 36
id-gERANuplinkSignallingTransfer                    ProcedureCode ::= 37
id-radioLinkParameterUpdate                         ProcedureCode ::= 38
id-uEMeasurementFailure                              ProcedureCode ::= 39
id-uEMeasurementInitiation                           ProcedureCode ::= 40
id-uEMeasurementReporting                            ProcedureCode ::= 41
id-uEMeasurementTermination                         ProcedureCode ::= 42
id-iurDeactivateTrace                               ProcedureCode ::= 43
id-iurInvokeTrace                                    ProcedureCode ::= 44
id-mBMSAttach                                       ProcedureCode ::= 45
id-mBMSDetach                                       ProcedureCode ::= 46
id-mBMSChannelTypeReconfiguration                   ProcedureCode ::= 47
```

```
-- *****
--
-- Lists
--
-- *****
```

```
maxCodeNumComp-1      INTEGER ::= 255
maxRateMatching       INTEGER ::= 256
maxNoCodeGroups       INTEGER ::= 256
maxNoOfDSCHs          INTEGER ::= 10
```

```

maxNoOfDSCHsLCR                INTEGER ::= 10
maxNoOfRB                       INTEGER ::= 32
maxNoOfUSCHs                   INTEGER ::= 10
maxNoOfUSCHsLCR                 INTEGER ::= 10
maxNoTFCIGroups                 INTEGER ::= 256
maxNrOfTFcs                     INTEGER ::= 1024
maxNrOfTFs                      INTEGER ::= 32
maxNrOfCCTrCHs                 INTEGER ::= 16
maxNrOfCCTrCHsLCR              INTEGER ::= 16
maxNrOfDCHs                     INTEGER ::= 128
maxNrOfDL-Codes                 INTEGER ::= 8
maxNrOfDPCHs                    INTEGER ::= 240
maxNrOfDPCHsLCR                 INTEGER ::= 240
maxNrOfErrors                    INTEGER ::= 256
maxNrOfMACcshSDU-Length         INTEGER ::= 16
maxNrOfMBMSServices             INTEGER ::= 128
maxNrOfActiveMBMSServices       INTEGER ::= 256
maxNrOfPoints                    INTEGER ::= 15
maxNrOfRLs                       INTEGER ::= 16
maxNrOfRLSets                    INTEGER ::= maxNrOfRLs
maxNrOfRLSets-1                 INTEGER ::= 15 -- maxNrOfRLSets - 1
maxNrOfRLs-1                     INTEGER ::= 15 -- maxNrOfRLs - 1
maxNrOfRLs-2                     INTEGER ::= 14 -- maxNrOfRLs - 2
maxNrOfUEs                       INTEGER ::= 16
maxNrOfULTs                       INTEGER ::= 15
maxNrOfULTsLCR                   INTEGER ::= 6
maxNrOfDLTs                       INTEGER ::= 15
maxNrOfDLTsLCR                   INTEGER ::= 6
maxRNCinURA-1                  INTEGER ::= 15
maxTTI-Count                     INTEGER ::= 4
maxCTFC                          INTEGER ::= 16777215
maxNrOfNeighbouringRNCs         INTEGER ::= 10
maxNrOfFDDNeighboursPerRNC      INTEGER ::= 256
maxNrOfGSMNeighboursPerRNC     INTEGER ::= 256
maxNrOfTDDNeighboursPerRNC     INTEGER ::= 256
maxNrOfFACHs                     INTEGER ::= 8
maxNrOfLCRTDDNeighboursPerRNC  INTEGER ::= 256
maxFACHCountPlus1               INTEGER ::= 10
maxIBSEG                          INTEGER ::= 16
maxNrOfSCCPCHs                  INTEGER ::= 8
maxTFCI1Combs                    INTEGER ::= 512
maxTFCI2Combs                    INTEGER ::= 1024
maxTFCI2Combs-1                  INTEGER ::= 1023
maxTGPS                           INTEGER ::= 6
maxNrOfTS                         INTEGER ::= 15
maxNrOfLevels                     INTEGER ::= 256
maxNoOfDSCHs-1                   INTEGER ::= 9
maxNrOfTsLCR                      INTEGER ::= 6
maxNoSat                          INTEGER ::= 16
maxNoGPSTypes                     INTEGER ::= 8
maxNrOfMeasNCell                 INTEGER ::= 96
maxNrOfMeasNCell-1               INTEGER ::= 95 -- maxNrOfMeasNCell - 1
maxResetContext                   INTEGER ::= 250
maxResetContextGroup             INTEGER ::= 32
maxNrOfHARQProc                   INTEGER ::= 8
maxNrOfHSSCCHCodes               INTEGER ::= 4
maxNrOfHSSICHs                   INTEGER ::= 4
maxNrOfMACdFlows                  INTEGER ::= 8
maxNrOfMACdFlows-1               INTEGER ::= 7 -- maxNrOfMACdFlows - 1
maxNrOfPDUIndexes                 INTEGER ::= 8
maxNrOfPDUIndexes-1              INTEGER ::= 7 -- maxNrOfPDUIndexes - 1
maxNrOfPrioQueues                 INTEGER ::= 8
maxNrOfPrioQueues-1              INTEGER ::= 7 -- maxNrOfPrioQueues - 1
maxNrOfSNAs                       INTEGER ::= 65536
maxNrOfSatAlmanac-maxNoSat       INTEGER ::= 16
maxNrOfGERANSI                    INTEGER ::= 8
maxNrOfInterfaces                 INTEGER ::= 16
maxNrOfDDIs                       INTEGER ::= 63
maxNrofSigSeqERGHICH-1           INTEGER ::= 39

```

```

-- *****
--
-- IEs
--
-- *****

```

id-AllowedQueuingTime

ProtocolIE-ID ::= 4

id-Allowed-Rate-Information	ProtocolIE-ID ::= 42
id-AntennaColocationIndicator	ProtocolIE-ID ::= 309
id-BindingID	ProtocolIE-ID ::= 5
id-C-ID	ProtocolIE-ID ::= 6
id-C-RNTI	ProtocolIE-ID ::= 7
id-Cell-Capacity-Class-Value	ProtocolIE-ID ::= 303
id-CFN	ProtocolIE-ID ::= 8
id-CN-CS-DomainIdentifier	ProtocolIE-ID ::= 9
id-CN-PS-DomainIdentifier	ProtocolIE-ID ::= 10
id-Cause	ProtocolIE-ID ::= 11
id-CoverageIndicator	ProtocolIE-ID ::= 310
id-CriticalityDiagnostics	ProtocolIE-ID ::= 20
id-ContextInfoItem-Reset	ProtocolIE-ID ::= 211
id-ContextGroupInfoItem-Reset	ProtocolIE-ID ::= 515
id-D-RNTI	ProtocolIE-ID ::= 21
id-D-RNTI-ReleaseIndication	ProtocolIE-ID ::= 22
id-DCHs-to-Add-FDD	ProtocolIE-ID ::= 26
id-DCHs-to-Add-TDD	ProtocolIE-ID ::= 27
id-DCH-DeleteList-RL-ReconfPrepFDD	ProtocolIE-ID ::= 30
id-DCH-DeleteList-RL-ReconfPrepTDD	ProtocolIE-ID ::= 31
id-DCH-DeleteList-RL-ReconfRqstFDD	ProtocolIE-ID ::= 32
id-DCH-DeleteList-RL-ReconfRqstTDD	ProtocolIE-ID ::= 33
id-DCH-FDD-Information	ProtocolIE-ID ::= 34
id-DCH-TDD-Information	ProtocolIE-ID ::= 35
id-FDD-DCHs-to-Modify	ProtocolIE-ID ::= 39
id-TDD-DCHs-to-Modify	ProtocolIE-ID ::= 40
id-DCH-InformationResponse	ProtocolIE-ID ::= 43
id-DCH-Rate-InformationItem-RL-CongestInd	ProtocolIE-ID ::= 38
id-DL-CCTrCH-InformationAddItem-RL-ReconfPrepTDD	ProtocolIE-ID ::= 44
id-DL-CCTrCH-InformationListIE-RL-ReconfReadyTDD	ProtocolIE-ID ::= 45
id-DL-CCTrCH-InformationDeleteItem-RL-ReconfRqstTDD	ProtocolIE-ID ::= 46
id-DL-CCTrCH-InformationItem-RL-SetupRqstTDD	ProtocolIE-ID ::= 47
id-DL-CCTrCH-InformationListIE-PhyChReconfRqstTDD	ProtocolIE-ID ::= 48
id-DL-CCTrCH-InformationListIE-RL-AdditionRspTDD	ProtocolIE-ID ::= 49
id-DL-CCTrCH-InformationListIE-RL-SetupRspTDD	ProtocolIE-ID ::= 50
id-DL-CCTrCH-InformationAddList-RL-ReconfPrepTDD	ProtocolIE-ID ::= 51
id-DL-CCTrCH-InformationDeleteList-RL-ReconfRqstTDD	ProtocolIE-ID ::= 52
id-DL-CCTrCH-InformationList-RL-SetupRqstTDD	ProtocolIE-ID ::= 53
id-FDD-DL-CodeInformation	ProtocolIE-ID ::= 54
id-DL-DPCH-Information-RL-ReconfPrepFDD	ProtocolIE-ID ::= 59
id-DL-DPCH-Information-RL-SetupRqstFDD	ProtocolIE-ID ::= 60
id-DL-DPCH-Information-RL-ReconfRqstFDD	ProtocolIE-ID ::= 61
id-DL-DPCH-InformationItem-PhyChReconfRqstTDD	ProtocolIE-ID ::= 62
id-DL-DPCH-InformationItem-RL-AdditionRspTDD	ProtocolIE-ID ::= 63
id-DL-DPCH-InformationItem-RL-SetupRspTDD	ProtocolIE-ID ::= 64
id-DL-DPCH-TimingAdjustment	ProtocolIE-ID ::= 278
id-DLReferencePower	ProtocolIE-ID ::= 67
id-DLReferencePowerList-DL-PC-Rqst	ProtocolIE-ID ::= 68
id-DL-ReferencePowerInformation-DL-PC-Rqst	ProtocolIE-ID ::= 69
id-DPC-Mode	ProtocolIE-ID ::= 12
id-DRXCycleLengthCoefficient	ProtocolIE-ID ::= 70
id-DedicatedMeasurementObjectType-DM-Fail-Ind	ProtocolIE-ID ::= 470
id-DedicatedMeasurementObjectType-DM-Fail	ProtocolIE-ID ::= 471
id-DedicatedMeasurementObjectType-DM-Rpirt	ProtocolIE-ID ::= 71
id-DedicatedMeasurementObjectType-DM-Rqst	ProtocolIE-ID ::= 72
id-DedicatedMeasurementObjectType-DM-Rsp	ProtocolIE-ID ::= 73
id-DedicatedMeasurementType	ProtocolIE-ID ::= 74
id-FACH-InfoForUESelectedS-CCPCH-CTCH-ResourceRspFDD	ProtocolIE-ID ::= 82
id-FACH-InfoForUESelectedS-CCPCH-CTCH-ResourceRspTDD	ProtocolIE-ID ::= 83
id-Guaranteed-Rate-Information	ProtocolIE-ID ::= 41
id-IMSI	ProtocolIE-ID ::= 84
id-HCS-Prio	ProtocolIE-ID ::= 311
id-L3-Information	ProtocolIE-ID ::= 85
id-AdjustmentPeriod	ProtocolIE-ID ::= 90
id-MaxAdjustmentStep	ProtocolIE-ID ::= 91
id-MeasurementFilterCoefficient	ProtocolIE-ID ::= 92
id-MessageStructure	ProtocolIE-ID ::= 57
id-MeasurementID	ProtocolIE-ID ::= 93
id-Neighbouring-GSM-CellInformation	ProtocolIE-ID ::= 13
id-Neighbouring-UMTS-CellInformationItem	ProtocolIE-ID ::= 95
id-NRT-Load-Information-Value	ProtocolIE-ID ::= 305
id-NRT-Load-Information-Value-IncrDecrThres	ProtocolIE-ID ::= 306
id-PagingArea-PagingRqst	ProtocolIE-ID ::= 102
id-FACH-FlowControlInformation	ProtocolIE-ID ::= 103
id-PartialReportingIndicator	ProtocolIE-ID ::= 472
id-Permanent-NAS-UE-Identity	ProtocolIE-ID ::= 17
id-PowerAdjustmentType	ProtocolIE-ID ::= 107
id-RANAP-RelocationInformation	ProtocolIE-ID ::= 109

id-RL-Information-PhyChReconfRqstFDD	ProtocolIE-ID ::= 110
id-RL-Information-PhyChReconfRqstTDD	ProtocolIE-ID ::= 111
id-RL-Information-RL-AdditionRqstFDD	ProtocolIE-ID ::= 112
id-RL-Information-RL-AdditionRqstTDD	ProtocolIE-ID ::= 113
id-RL-Information-RL-DeletionRqst	ProtocolIE-ID ::= 114
id-RL-Information-RL-FailureInd	ProtocolIE-ID ::= 115
id-RL-Information-RL-ReconfPrepFDD	ProtocolIE-ID ::= 116
id-RL-Information-RL-RestoreInd	ProtocolIE-ID ::= 117
id-RL-Information-RL-SetupRqstFDD	ProtocolIE-ID ::= 118
id-RL-Information-RL-SetupRqstTDD	ProtocolIE-ID ::= 119
id-RL-InformationItem-RL-CongestInd	ProtocolIE-ID ::= 55
id-RL-InformationItem-DM-Rprt	ProtocolIE-ID ::= 120
id-RL-InformationItem-DM-Rqst	ProtocolIE-ID ::= 121
id-RL-InformationItem-DM-Rsp	ProtocolIE-ID ::= 122
id-RL-InformationItem-RL-PreemptRequiredInd	ProtocolIE-ID ::= 2
id-RL-InformationItem-RL-SetupRqstFDD	ProtocolIE-ID ::= 123
id-RL-InformationList-RL-CongestInd	ProtocolIE-ID ::= 56
id-RL-InformationList-RL-AdditionRqstFDD	ProtocolIE-ID ::= 124
id-RL-InformationList-RL-DeletionRqst	ProtocolIE-ID ::= 125
id-RL-InformationList-RL-PreemptRequiredInd	ProtocolIE-ID ::= 1
id-RL-InformationList-RL-ReconfPrepFDD	ProtocolIE-ID ::= 126
id-RL-InformationResponse-RL-AdditionRspTDD	ProtocolIE-ID ::= 127
id-RL-InformationResponse-RL-ReconfReadyTDD	ProtocolIE-ID ::= 128
id-RL-InformationResponse-RL-SetupRspTDD	ProtocolIE-ID ::= 129
id-RL-InformationResponseItem-RL-AdditionRspFDD	ProtocolIE-ID ::= 130
id-RL-InformationResponseItem-RL-ReconfReadyFDD	ProtocolIE-ID ::= 131
id-RL-InformationResponseItem-RL-ReconfRspFDD	ProtocolIE-ID ::= 132
id-RL-InformationResponseItem-RL-SetupRspFDD	ProtocolIE-ID ::= 133
id-RL-InformationResponseList-RL-AdditionRspFDD	ProtocolIE-ID ::= 134
id-RL-InformationResponseList-RL-ReconfReadyFDD	ProtocolIE-ID ::= 135
id-RL-InformationResponseList-RL-ReconfRspFDD	ProtocolIE-ID ::= 136
id-RL-InformationResponseList-RL-ReconfRspTDD	ProtocolIE-ID ::= 28
id-RL-InformationResponseList-RL-SetupRspFDD	ProtocolIE-ID ::= 137
id-RL-ReconfigurationFailure-RL-ReconfFail	ProtocolIE-ID ::= 141
id-RL-Set-InformationItem-DM-Rprt	ProtocolIE-ID ::= 143
id-RL-Set-InformationItem-DM-Rqst	ProtocolIE-ID ::= 144
id-RL-Set-InformationItem-DM-Rsp	ProtocolIE-ID ::= 145
id-RL-Set-Information-RL-FailureInd	ProtocolIE-ID ::= 146
id-RL-Set-Information-RL-RestoreInd	ProtocolIE-ID ::= 147
id-RL-Set-Successful-InformationItem-DM-Fail	ProtocolIE-ID ::= 473
id-RL-Set-Unsuccessful-InformationItem-DM-Fail	ProtocolIE-ID ::= 474
id-RL-Set-Unsuccessful-InformationItem-DM-Fail-Ind	ProtocolIE-ID ::= 475
id-RL-Successful-InformationItem-DM-Fail	ProtocolIE-ID ::= 476
id-RL-Unsuccessful-InformationItem-DM-Fail	ProtocolIE-ID ::= 477
id-RL-Unsuccessful-InformationItem-DM-Fail-Ind	ProtocolIE-ID ::= 478
id-ReportCharacteristics	ProtocolIE-ID ::= 152
id-Reporting-Object-RL-FailureInd	ProtocolIE-ID ::= 153
id-Reporting-Object-RL-RestoreInd	ProtocolIE-ID ::= 154
id-RT-Load-Value	ProtocolIE-ID ::= 307
id-RT-Load-Value-IncrDecrThres	ProtocolIE-ID ::= 308
id-S-RNTI	ProtocolIE-ID ::= 155
id-ResetIndicator	ProtocolIE-ID ::= 244
id-RNC-ID	ProtocolIE-ID ::= 245
id-SAI	ProtocolIE-ID ::= 156
id-SRNC-ID	ProtocolIE-ID ::= 157
id-SuccessfulRL-InformationResponse-RL-AdditionFailureFDD	ProtocolIE-ID ::= 159
id-SuccessfulRL-InformationResponse-RL-SetupFailureFDD	ProtocolIE-ID ::= 160
id-TransportBearerID	ProtocolIE-ID ::= 163
id-TransportBearerRequestIndicator	ProtocolIE-ID ::= 164
id-TransportLayerAddress	ProtocolIE-ID ::= 165
id-TypeOfError	ProtocolIE-ID ::= 140
id-UC-ID	ProtocolIE-ID ::= 166
id-UL-CCTrCH-AddInformation-RL-ReconfPrepTDD	ProtocolIE-ID ::= 167
id-UL-CCTrCH-InformationAddList-RL-ReconfPrepTDD	ProtocolIE-ID ::= 169
id-UL-CCTrCH-InformationItem-RL-SetupRqstTDD	ProtocolIE-ID ::= 171
id-UL-CCTrCH-InformationList-RL-SetupRqstTDD	ProtocolIE-ID ::= 172
id-UL-CCTrCH-InformationListIE-PhyChReconfRqstTDD	ProtocolIE-ID ::= 173
id-UL-CCTrCH-InformationListIE-RL-AdditionRspTDD	ProtocolIE-ID ::= 174
id-UL-CCTrCH-InformationListIE-RL-ReconfReadyTDD	ProtocolIE-ID ::= 175
id-UL-CCTrCH-InformationListIE-RL-SetupRspTDD	ProtocolIE-ID ::= 176
id-UL-DPCH-Information-RL-ReconfPrepFDD	ProtocolIE-ID ::= 177
id-UL-DPCH-Information-RL-ReconfRqstFDD	ProtocolIE-ID ::= 178
id-UL-DPCH-Information-RL-SetupRqstFDD	ProtocolIE-ID ::= 179
id-UL-DPCH-InformationItem-PhyChReconfRqstTDD	ProtocolIE-ID ::= 180
id-UL-DPCH-InformationItem-RL-AdditionRspTDD	ProtocolIE-ID ::= 181
id-UL-DPCH-InformationItem-RL-SetupRspTDD	ProtocolIE-ID ::= 182
id-UL-DPCH-InformationAddListIE-RL-ReconfReadyTDD	ProtocolIE-ID ::= 183
id-UL-SIRTtarget	ProtocolIE-ID ::= 184

id-URA-Information	ProtocolIE-ID ::= 185
id-UnsuccessfulRL-InformationResponse-RL-AdditionFailureFDD	ProtocolIE-ID ::= 188
id-UnsuccessfulRL-InformationResponse-RL-SetupFailureFDD	ProtocolIE-ID ::= 189
id-UnsuccessfulRL-InformationResponse-RL-SetupFailureTDD	ProtocolIE-ID ::= 190
id-Active-Pattern-Sequence-Information	ProtocolIE-ID ::= 193
id-AdjustmentRatio	ProtocolIE-ID ::= 194
id-CauseLevel-RL-AdditionFailureFDD	ProtocolIE-ID ::= 197
id-CauseLevel-RL-AdditionFailureTDD	ProtocolIE-ID ::= 198
id-CauseLevel-RL-ReconfFailure	ProtocolIE-ID ::= 199
id-CauseLevel-RL-SetupFailureFDD	ProtocolIE-ID ::= 200
id-CauseLevel-RL-SetupFailureTDD	ProtocolIE-ID ::= 201
id-DL-CCTrCH-InformationDeleteItem-RL-ReconfPrepTDD	ProtocolIE-ID ::= 205
id-DL-CCTrCH-InformationModifyItem-RL-ReconfPrepTDD	ProtocolIE-ID ::= 206
id-DL-CCTrCH-InformationModifyItem-RL-ReconfRqstTDD	ProtocolIE-ID ::= 207
id-DL-CCTrCH-InformationDeleteList-RL-ReconfPrepTDD	ProtocolIE-ID ::= 208
id-DL-CCTrCH-InformationModifyList-RL-ReconfPrepTDD	ProtocolIE-ID ::= 209
id-DL-CCTrCH-InformationModifyList-RL-ReconfRqstTDD	ProtocolIE-ID ::= 210
id-DL-DPCH-InformationAddListIE-RL-ReconfReadyTDD	ProtocolIE-ID ::= 212
id-DL-DPCH-InformationDeleteListIE-RL-ReconfReadyTDD	ProtocolIE-ID ::= 213
id-DL-DPCH-InformationModifyListIE-RL-ReconfReadyTDD	ProtocolIE-ID ::= 214
id-DSCHs-to-Add-TDD	ProtocolIE-ID ::= 215
id-DSCHs-to-Add-FDD	ProtocolIE-ID ::= 216
id-DSCH-DeleteList-RL-ReconfPrepTDD	ProtocolIE-ID ::= 217
id-DSCH-Delete-RL-ReconfPrepFDD	ProtocolIE-ID ::= 218
id-DSCH-FDD-Information	ProtocolIE-ID ::= 219
id-DSCH-InformationListIE-RL-AdditionRspTDD	ProtocolIE-ID ::= 220
id-DSCH-InformationListIEs-RL-SetupRspTDD	ProtocolIE-ID ::= 221
id-DSCH-TDD-Information	ProtocolIE-ID ::= 222
id-DSCH-FDD-InformationResponse	ProtocolIE-ID ::= 223
id-DSCH-Information-RL-SetupRqstFDD	ProtocolIE-ID ::= 226
id-DSCH-ModifyList-RL-ReconfPrepTDD	ProtocolIE-ID ::= 227
id-DSCH-Modify-RL-ReconfPrepFDD	ProtocolIE-ID ::= 228
id-DSCH-Specific-FDD-Additional-List	ProtocolIE-ID ::= 324
id-DSCHsToBeAddedOrModified-FDD	ProtocolIE-ID ::= 229
id-DSCHToBeAddedOrModifiedList-RL-ReconfReadyTDD	ProtocolIE-ID ::= 230
id-EnhancedDSCHPC	ProtocolIE-ID ::= 29
id-EnhancedDSCHPCIndicator	ProtocolIE-ID ::= 225
id-GA-Cell	ProtocolIE-ID ::= 232
id-GA-CellAdditionalShapes	ProtocolIE-ID ::= 3
id-Unused-ProtocolIE-ID-246SSDT-CellIDforEDSCHPC	
ProtocolIE-ID ::= 246	
id-Transmission-Gap-Pattern-Sequence-Information	ProtocolIE-ID ::= 255
id-UL-CCTrCH-DeleteInformation-RL-ReconfPrepTDD	ProtocolIE-ID ::= 256
id-UL-CCTrCH-ModifyInformation-RL-ReconfPrepTDD	ProtocolIE-ID ::= 257
id-UL-CCTrCH-InformationModifyItem-RL-ReconfRqstTDD	ProtocolIE-ID ::= 258
id-UL-CCTrCH-InformationDeleteList-RL-ReconfPrepTDD	ProtocolIE-ID ::= 259
id-UL-CCTrCH-InformationModifyList-RL-ReconfPrepTDD	ProtocolIE-ID ::= 260
id-UL-CCTrCH-InformationModifyList-RL-ReconfRqstTDD	ProtocolIE-ID ::= 261
id-UL-CCTrCH-InformationDeleteItem-RL-ReconfRqstTDD	ProtocolIE-ID ::= 262
id-UL-CCTrCH-InformationDeleteList-RL-ReconfRqstTDD	ProtocolIE-ID ::= 263
id-UL-DPCH-InformationDeleteListIE-RL-ReconfReadyTDD	ProtocolIE-ID ::= 264
id-UL-DPCH-InformationModifyListIE-RL-ReconfReadyTDD	ProtocolIE-ID ::= 265
id-UnsuccessfulRL-InformationResponse-RL-AdditionFailureTDD	ProtocolIE-ID ::= 266
id-USCHs-to-Add	ProtocolIE-ID ::= 267
id-USCH-DeleteList-RL-ReconfPrepTDD	ProtocolIE-ID ::= 268
id-USCH-InformationListIE-RL-AdditionRspTDD	ProtocolIE-ID ::= 269
id-USCH-InformationListIEs-RL-SetupRspTDD	ProtocolIE-ID ::= 270
id-USCH-Information	ProtocolIE-ID ::= 271
id-USCH-ModifyList-RL-ReconfPrepTDD	ProtocolIE-ID ::= 272
id-USCHToBeAddedOrModifiedList-RL-ReconfReadyTDD	ProtocolIE-ID ::= 273
id-DL-Physical-Channel-Information-RL-SetupRqstTDD	ProtocolIE-ID ::= 274
id-UL-Physical-Channel-Information-RL-SetupRqstTDD	ProtocolIE-ID ::= 275
id-ClosedLoopModel-SupportIndicator	ProtocolIE-ID ::= 276
id-ClosedLoopMode2-SupportIndicator	ProtocolIE-ID ::= 277
id-STTD-SupportIndicator	ProtocolIE-ID ::= 279
id-CFNReportingIndicator	ProtocolIE-ID ::= 14
id-CNOriginatedPage-PagingRqst	ProtocolIE-ID ::= 23
id-InnerLoopDLPCStatus	ProtocolIE-ID ::= 24
id-PropagationDelay	ProtocolIE-ID ::= 25
id-RxTimingDeviationForTA	ProtocolIE-ID ::= 36
id-timeSlot-ISCP	ProtocolIE-ID ::= 37
id-CCTrCH-InformationItem-RL-FailureInd	ProtocolIE-ID ::= 15
id-CCTrCH-InformationItem-RL-RestoreInd	ProtocolIE-ID ::= 16
id-CommonMeasurementAccuracy	ProtocolIE-ID ::= 280
id-CommonMeasurementObjectType-CM-Rprt	ProtocolIE-ID ::= 281
id-CommonMeasurementObjectType-CM-Rqst	ProtocolIE-ID ::= 282
id-CommonMeasurementObjectType-CM-Rsp	ProtocolIE-ID ::= 283
id-CommonMeasurementType	ProtocolIE-ID ::= 284

id-CongestionCause	ProtocolIE-ID ::= 18
id-SFN	ProtocolIE-ID ::= 285
id-SFNReportingIndicator	ProtocolIE-ID ::= 286
id-InformationExchangeID	ProtocolIE-ID ::= 287
id-InformationExchangeObjectType-InfEx-Rprt	ProtocolIE-ID ::= 288
id-InformationExchangeObjectType-InfEx-Rqst	ProtocolIE-ID ::= 289
id-InformationExchangeObjectType-InfEx-Rsp	ProtocolIE-ID ::= 290
id-InformationReportCharacteristics	ProtocolIE-ID ::= 291
id-InformationType	ProtocolIE-ID ::= 292
id-neighbouring-LCR-TDD-CellInformation	ProtocolIE-ID ::= 58
id-DL-Timeslot-ISCP-LCR-Information-RL-SetupRqstTDD	ProtocolIE-ID ::= 65
id-RL-LCR-InformationResponse-RL-SetupRspTDD	ProtocolIE-ID ::= 66
id-UL-CCTrCH-LCR-InformationListIE-RL-SetupRspTDD	ProtocolIE-ID ::= 75
id-UL-DPCH-LCR-InformationItem-RL-SetupRspTDD	ProtocolIE-ID ::= 76
id-DL-CCTrCH-LCR-InformationListIE-RL-SetupRspTDD	ProtocolIE-ID ::= 77
id-DL-DPCH-LCR-InformationItem-RL-SetupRspTDD	ProtocolIE-ID ::= 78
id-DSCH-LCR-InformationListIEs-RL-SetupRspTDD	ProtocolIE-ID ::= 79
id-USCH-LCR-InformationListIEs-RL-SetupRspTDD	ProtocolIE-ID ::= 80
id-DL-Timeslot-ISCP-LCR-Information-RL-AdditionRqstTDD	ProtocolIE-ID ::= 81
id-RL-LCR-InformationResponse-RL-AdditionRspTDD	ProtocolIE-ID ::= 86
id-UL-CCTrCH-LCR-InformationListIE-RL-AdditionRspTDD	ProtocolIE-ID ::= 87
id-UL-DPCH-LCR-InformationItem-RL-AdditionRspTDD	ProtocolIE-ID ::= 88
id-DL-CCTrCH-LCR-InformationListIE-RL-AdditionRspTDD	ProtocolIE-ID ::= 89
id-DL-DPCH-LCR-InformationItem-RL-AdditionRspTDD	ProtocolIE-ID ::= 94
id-DSCH-LCR-InformationListIEs-RL-AdditionRspTDD	ProtocolIE-ID ::= 96
id-USCH-LCR-InformationListIEs-RL-AdditionRspTDD	ProtocolIE-ID ::= 97
id-UL-DPCH-LCR-InformationAddListIE-RL-ReconfReadyTDD	ProtocolIE-ID ::= 98
id-UL-Timeslot-LCR-InformationModifyList-RL-ReconfReadyTDD	ProtocolIE-ID ::= 100
id-DL-DPCH-LCR-InformationAddListIE-RL-ReconfReadyTDD	ProtocolIE-ID ::= 101
id-DL-Timeslot-LCR-InformationModifyList-RL-ReconfReadyTDD	ProtocolIE-ID ::= 104
id-UL-Timeslot-LCR-InformationList-PhyChReconfRqstTDD	ProtocolIE-ID ::= 105
id-DL-Timeslot-LCR-InformationList-PhyChReconfRqstTDD	ProtocolIE-ID ::= 106
id-timeSlot-ISCP-LCR-List-DL-PC-Rqst-TDD	ProtocolIE-ID ::= 138
id-TSTD-Support-Indicator-RL-SetupRqstTDD	ProtocolIE-ID ::= 139
id-RestrictionStateIndicator	ProtocolIE-ID ::= 142
id-Load-Value	ProtocolIE-ID ::= 233
id-Load-Value-IncrDecrThres	ProtocolIE-ID ::= 234
id-OnModification	ProtocolIE-ID ::= 235
id-Received-Total-Wideband-Power-Value	ProtocolIE-ID ::= 236
id-Received-Total-Wideband-Power-Value-IncrDecrThres	ProtocolIE-ID ::= 237
id-SFN SFN Measurement Threshold Information	ProtocolIE-ID ::= 238
id-Transmitted-Carrier-Power-Value	ProtocolIE-ID ::= 239
id-Transmitted-Carrier-Power-Value-IncrDecrThres	ProtocolIE-ID ::= 240
id-TUTRANGPS Measurement Threshold Information	ProtocolIE-ID ::= 241
id-UL-Timeslot-ISCP-Value	ProtocolIE-ID ::= 242
id-UL-Timeslot-ISCP-Value-IncrDecrThres	ProtocolIE-ID ::= 243
id-Rx-Timing-Deviation-Value-LCR	ProtocolIE-ID ::= 293
id-DPC-Mode-Change-SupportIndicator	ProtocolIE-ID ::= 19
id-SplitType	ProtocolIE-ID ::= 247
id-LengthOfTFICI2	ProtocolIE-ID ::= 295
id-PrimaryCCPCH-RSCP-RL-ReconfPrepTDD	ProtocolIE-ID ::= 202
id-DL-TimeSlot-ISCP-Info-RL-ReconfPrepTDD	ProtocolIE-ID ::= 203
id-DL-TimeSlot-ISCP-LCR-Information-RL-ReconfPrepTDD	ProtocolIE-ID ::= 204
id-DSCH-RNTI	ProtocolIE-ID ::= 249
id-DL-PowerBalancing-Information	ProtocolIE-ID ::= 296
id-DL-PowerBalancing-ActivationIndicator	ProtocolIE-ID ::= 297
id-DL-PowerBalancing-UpdatedIndicator	ProtocolIE-ID ::= 298
id-DL-ReferencePowerInformation	ProtocolIE-ID ::= 299
id-Enhanced-PrimaryCPICH-EcNo	ProtocolIE-ID ::= 224
id-IPDL-TDD-ParametersLCR	ProtocolIE-ID ::= 252
id-CellCapabilityContainer-FDD	ProtocolIE-ID ::= 300
id-CellCapabilityContainer-TDD	ProtocolIE-ID ::= 301
id-CellCapabilityContainer-TDD-LCR	ProtocolIE-ID ::= 302
id-RL-Specific-DCH-Info	ProtocolIE-ID ::= 317
id-RL-ReconfigurationRequestFDD-RL-InformationList	ProtocolIE-ID ::= 318
id-RL-ReconfigurationRequestFDD-RL-Information-IEs	ProtocolIE-ID ::= 319
id-RL-ReconfigurationRequestTDD-RL-Information	ProtocolIE-ID ::= 321
id-CommonTransportChannelResourcesInitialisationNotRequired	ProtocolIE-ID ::= 250
id-DelayedActivation	ProtocolIE-ID ::= 312
id-DelayedActivationList-RL-ActivationCmdFDD	ProtocolIE-ID ::= 313
id-DelayedActivationInformation-RL-ActivationCmdFDD	ProtocolIE-ID ::= 314
id-DelayedActivationList-RL-ActivationCmdTDD	ProtocolIE-ID ::= 315
id-DelayedActivationInformation-RL-ActivationCmdTDD	ProtocolIE-ID ::= 316
id-neighbouringTDDCellMeasurementInformationLCR	ProtocolIE-ID ::= 251
id-UL-SIR-Target-CCTrCH-InformationItem-RL-SetupRspTDD	ProtocolIE-ID ::= 150
id-UL-SIR-Target-CCTrCH-LCR-InformationItem-RL-SetupRspTDD	ProtocolIE-ID ::= 151
id-PrimCCPCH-RSCP-DL-PC-RqstTDD	ProtocolIE-ID ::= 451
id-HSDSCH-FDD-Information	ProtocolIE-ID ::= 452

id-HSDSCH-FDD-Information-Response	ProtocolIE-ID ::= 453
id-HSDSCH-FDD-Update-Information	ProtocolIE-ID ::= 466
id-HSDSCH-Information-to-Modify	ProtocolIE-ID ::= 456
id-HSDSCHMacdFlowSpecificInformationList-RL-PreemptRequiredInd	ProtocolIE-ID ::= 516
id-HSDSCHMacdFlowSpecificInformationItem-RL-PreemptRequiredInd	ProtocolIE-ID ::= 517
id-HSDSCH-RNTI	ProtocolIE-ID ::= 457
id-HSDSCH-TDD-Information	ProtocolIE-ID ::= 458
id-HSDSCH-TDD-Information-Response	ProtocolIE-ID ::= 459
id-HSDSCH-TDD-Update-Information	ProtocolIE-ID ::= 467
id-HSPDSCH-RL-ID	ProtocolIE-ID ::= 463
id-HSDSCH-MACdFlows-to-Add	ProtocolIE-ID ::= 531
id-HSDSCH-MACdFlows-to-Delete	ProtocolIE-ID ::= 532
id-Angle-Of-Arrival-Value-LCR	ProtocolIE-ID ::= 148
id-TrafficClass	ProtocolIE-ID ::= 158
id-TFCI-PC-SupportIndicator	ProtocolIE-ID ::= 248
id-Unused-ProtocolIE-ID-253Qth-Parameter	
ProtocolIE-ID ::= 253	
id-PDSCH-RL-ID	ProtocolIE-ID ::= 323
id-TimeSlot-RL-SetupRspTDD	ProtocolIE-ID ::= 325
id-GERAN-Cell-Capability	ProtocolIE-ID ::= 468
id-GERAN-Classmark	ProtocolIE-ID ::= 469
id-DSCH-InitialWindowSize	ProtocolIE-ID ::= 480
id-UL-Synchronisation-Parameters-LCR	ProtocolIE-ID ::= 464
id-SNA-Information	ProtocolIE-ID ::= 479
id-MACHs-ResetIndicator	ProtocolIE-ID ::= 465
id-TDD-DL-DPCH-TimeSlotFormatModifyItem-LCR-RL-ReconfReadyTDD	ProtocolIE-ID ::= 481
id-TDD-UL-DPCH-TimeSlotFormatModifyItem-LCR-RL-ReconfReadyTDD	ProtocolIE-ID ::= 482
id-TDD-TPC-UplinkStepSize-LCR-RL-SetupRqstTDD	ProtocolIE-ID ::= 483
id-UL-CCTrCH-InformationList-RL-AdditionRqstTDD	ProtocolIE-ID ::= 484
id-UL-CCTrCH-InformationItem-RL-AdditionRqstTDD	ProtocolIE-ID ::= 485
id-DL-CCTrCH-InformationList-RL-AdditionRqstTDD	ProtocolIE-ID ::= 486
id-DL-CCTrCH-InformationItem-RL-AdditionRqstTDD	ProtocolIE-ID ::= 487
id-TDD-TPC-UplinkStepSize-InformationAdd-LCR-RL-ReconfPrepTDD	ProtocolIE-ID ::= 488
id-TDD-TPC-UplinkStepSize-InformationModify-LCR-RL-ReconfPrepTDD	ProtocolIE-ID ::= 489
id-TDD-TPC-DownlinkStepSize-InformationAdd-RL-ReconfPrepTDD	ProtocolIE-ID ::= 490
id-TDD-TPC-DownlinkStepSize-InformationModify-RL-ReconfPrepTDD	ProtocolIE-ID ::= 491
id-UL-TimingAdvanceCtrl-LCR	ProtocolIE-ID ::= 492
id-HSPDSCH-Timeslot-InformationList-PhyChReconfRqstTDD	ProtocolIE-ID ::= 493
id-HSPDSCH-Timeslot-InformationListLCR-PhyChReconfRqstTDD	ProtocolIE-ID ::= 494
id-HS-SICH-Reception-Quality	ProtocolIE-ID ::= 495
id-HS-SICH-Reception-Quality-Measurement-Value	ProtocolIE-ID ::= 496
id-HSSICH-Info-DM-Rprt	ProtocolIE-ID ::= 497
id-HSSICH-Info-DM-Rqst	ProtocolIE-ID ::= 498
id-HSSICH-Info-DM	ProtocolIE-ID ::= 499
id-CCTrCH-Maximum-DL-Power-RL-SetupRspTDD	ProtocolIE-ID ::= 500
id-CCTrCH-Minimum-DL-Power-RL-SetupRspTDD	ProtocolIE-ID ::= 501
id-CCTrCH-Maximum-DL-Power-RL-AdditionRspTDD	ProtocolIE-ID ::= 502
id-CCTrCH-Minimum-DL-Power-RL-AdditionRspTDD	ProtocolIE-ID ::= 503
id-CCTrCH-Maximum-DL-Power-RL-ReconfReadyTDD	ProtocolIE-ID ::= 504
id-CCTrCH-Minimum-DL-Power-RL-ReconfReadyTDD	ProtocolIE-ID ::= 505
id-Maximum-DL-Power-TimeslotLCR-InformationModifyItem-RL-ReconfReadyTDD	ProtocolIE-ID ::= 506
id-Minimum-DL-Power-TimeslotLCR-InformationModifyItem-RL-ReconfReadyTDD	ProtocolIE-ID ::= 507
id-DL-CCTrCH-InformationList-RL-ReconfRspTDD	ProtocolIE-ID ::= 508
id-DL-DPCH-InformationModifyItem-LCR-RL-ReconfRspTDD	ProtocolIE-ID ::= 509
id-Maximum-DL-Power-TimeslotLCR-InformationItem	ProtocolIE-ID ::= 510
id-Minimum-DL-Power-TimeslotLCR-InformationItem	ProtocolIE-ID ::= 511
id-TDD-Support-8PSK	ProtocolIE-ID ::= 512
id-TDD-maxNrDLPhysicalchannels	ProtocolIE-ID ::= 513
id-ExtendedGSMCellIndividualOffset	ProtocolIE-ID ::= 514
id-RL-ParameterUpdateIndicationFDD-RL-InformationList	ProtocolIE-ID ::= 518
id-Primary-CPICH-Usage-For-Channel-Estimation	ProtocolIE-ID ::= 519
id-Secondary-CPICH-Information	ProtocolIE-ID ::= 520
id-Secondary-CPICH-Information-Change	ProtocolIE-ID ::= 521
id-UE-Support-Of-Dedicated-Pilots-For-Channel-Estimation	ProtocolIE-ID ::= 522
id-UE-Support-Of-Dedicated-Pilots-For-Channel-Estimation-Of-HS-DSCH	ProtocolIE-ID ::= 523
id-RL-ParameterUpdateIndicationFDD-RL-Information-Item	ProtocolIE-ID ::= 524
id-Phase-Reference-Update-Indicator	ProtocolIE-ID ::= 525
id-Unidirectional-DCH-Indicator	ProtocolIE-ID ::= 526
id-RL-Information-RL-ReconfPrepTDD	ProtocolIE-ID ::= 527
id-Multiple-RL-InformationResponse-RL-ReconfReadyTDD	ProtocolIE-ID ::= 528
id-RL-ReconfigurationResponseTDD-RL-Information	ProtocolIE-ID ::= 529
id-Satellite-Almanac-Information-ExtItem	ProtocolIE-ID ::= 530
id-HSDSCH-Information-to-Modify-Unsynchronised	ProtocolIE-ID ::= 533
id-TnIQos	ProtocolIE-ID ::= 534
id-RTLoadValue	ProtocolIE-ID ::= 535
id-NRTLLoadInformationValue	ProtocolIE-ID ::= 536
id-CellPortionID	ProtocolIE-ID ::= 537
id-UpPTSInterferenceValue	ProtocolIE-ID ::= 538

id-PrimaryCCPCH-RSCP-Delta	ProtocolIE-ID ::= 539
id-UEMeasurementType	ProtocolIE-ID ::= 540
id-UEMeasurementTimeslotInfoHCR	ProtocolIE-ID ::= 541
id-UEMeasurementTimeslotInfoLCR	ProtocolIE-ID ::= 542
id-UEMeasurementReportCharacteristics	ProtocolIE-ID ::= 543
id-UEMeasurementParameterModAllow	ProtocolIE-ID ::= 544
id-UEMeasurementValueInformation	ProtocolIE-ID ::= 545
id-InterfacesToTraceItem	ProtocolIE-ID ::= 546
id-ListOfInterfacesToTrace	ProtocolIE-ID ::= 547
id-TraceDepth	ProtocolIE-ID ::= 548
id-TraceRecordingSessionReference	ProtocolIE-ID ::= 549
id-TraceReference	ProtocolIE-ID ::= 550
id-UEIdentity	ProtocolIE-ID ::= 551
id-NACC-Related-Data	ProtocolIE-ID ::= 552
id-GSM-Cell-InfEx-Rqst	ProtocolIE-ID ::= 553
id-MeasurementRecoveryBehavior	ProtocolIE-ID ::= 554
id-MeasurementRecoveryReportingIndicator	ProtocolIE-ID ::= 555
id-MeasurementRecoverySupportIndicator	ProtocolIE-ID ::= 556
id-DL-DPCH-Power-Information-RL-ReconfPrepFDD	ProtocolIE-ID ::= 557
id-F-DPCH-Information-RL-ReconfPrepFDD	ProtocolIE-ID ::= 558
id-F-DPCH-Information-RL-SetupRqstFDD	ProtocolIE-ID ::= 559
id-MBMS-Bearer-Service-List	ProtocolIE-ID ::= 560
id-MBMS-Bearer-Service-List-InfEx-Rsp	ProtocolIE-ID ::= 561
id-Active-MBMS-Bearer-ServiceFDD	ProtocolIE-ID ::= 562
id-Active-MBMS-Bearer-ServiceTDD	ProtocolIE-ID ::= 563
id-Old-URA-ID	ProtocolIE-ID ::= 564
id-TMGI	ProtocolIE-ID ::= 565
id-TransmissionMode	ProtocolIE-ID ::= 566
id-AffectedUEInformationForMBMS	ProtocolIE-ID ::= 567
id-UE-State	ProtocolIE-ID ::= 568
id-URA-ID	ProtocolIE-ID ::= 569
id-DRNC-ID	ProtocolIE-ID ::= 570
id-HARQ-Preamble-Mode	ProtocolIE-ID ::= 571
id-UL-DPDCHIndicatorEDCH	ProtocolIE-ID ::= 573
id-EDPCH-Information	ProtocolIE-ID ::= 574
id-RL-Specific-EDCH-Information	ProtocolIE-ID ::= 575
id-EDCH-RL-Indication	ProtocolIE-ID ::= 576
id-EDCH-FDD-Information	ProtocolIE-ID ::= 577
id-EDCH-RLSet-Id	ProtocolIE-ID ::= 578
id-Serving-EDCHRL-Id	ProtocolIE-ID ::= 579
id-EDCH-FDD-DL-ControlChannelInformation	ProtocolIE-ID ::= 580
id-EDCH-FDD-InformationResponse	ProtocolIE-ID ::= 581
id-EDCH-MACdFlows-To-Add	ProtocolIE-ID ::= 582
id-EDCH-FDD-Information-To-Modify	ProtocolIE-ID ::= 583
id-EDCH-MACdFlows-To-Delete	ProtocolIE-ID ::= 584
id-EDPCH-Information-RLReconfRequest-FDD	ProtocolIE-ID ::= 585
id-EDCH-MacFlowSpecificInformationList-RL-PreemptRequiredInd	ProtocolIE-ID ::= 586
id-EDCH-MacFlowSpecificInformationItem-RL-PreemptRequiredInd	ProtocolIE-ID ::= 587
id-EDCH-MacFlowSpecificInformationList-RL-CongestInd	ProtocolIE-ID ::= 588
id-EDCH-MacFlowSpecificInformationItem-RL-CongestInd	ProtocolIE-ID ::= 589
id-MBMS-Bearer-Service-Full-Address	ProtocolIE-ID ::= 590
id-Initial-DL-DPCH-TimingAdjustment	ProtocolIE-ID ::= 591
id-Initial-DL-DPCH-TimingAdjustment-Allowed	ProtocolIE-ID ::= 592

END

CHANGE REQUEST

25.433 CR 1119 # rev **1** # Current version: **5.12.0**

For **HELP** on using this form, see bottom of this page or look at the pop-up text over the # symbols.

Proposed change affects: UICC apps# ME Radio Access Network Core Network

Title:	# Feature: Removal of SSDT		
Source:	# RAN3		
Work item code:	# TEI5	Date:	# 09/05/2005
Category:	# C	Release:	# Rel-5
	Use <u>one</u> of the following categories: F (correction) A (corresponds to a correction in an earlier release) B (addition of feature), C (functional modification of feature) D (editorial modification) Detailed explanations of the above categories can be found in 3GPP TR 21.900 .		Use <u>one</u> of the following releases: Ph2 (GSM Phase 2) R96 (Release 1996) R97 (Release 1997) R98 (Release 1998) R99 (Release 1999) Rel-4 (Release 4) Rel-5 (Release 5) Rel-6 (Release 6) Rel-7 (Release 7)

Reason for change:	# Removal of SSDT		
Summary of change:	# REV1: - Updated for reflecting the agreements ----- REV0: SSDT is removed from the specification.		
Consequences if not approved:	#		

Clauses affected:	# 3.3, 4.3, 8.2.17.2, 8.3.1.2, 8.3.2.2, 8.3.2.4, 9.1.36.1, 9.1.39.1, 9.1.42.1, 9.2.2.36A, 9.2.2.40, 9.2.2.44, 9.2.2.44A, 9.2.2.45, 9.2.2.46, 9.2.2.47, 9.3.3, 9.3.4, 9.3.6										
Other specs affected:	<table border="1" style="display: inline-table; border-collapse: collapse;"> <tr> <td style="width: 20px; text-align: center;">Y</td> <td style="width: 20px; text-align: center;">N</td> </tr> <tr> <td style="text-align: center;">X</td> <td style="text-align: center;"></td> </tr> <tr> <td style="text-align: center;"></td> <td style="text-align: center;">X</td> </tr> <tr> <td style="text-align: center;"></td> <td style="text-align: center;">X</td> </tr> </table>	Y	N	X			X		X	Other core specifications	# 25.101, 25.104, 25.141, 25.211, 25.214, 25.331, 25.423, 25.922, 25.931
Y	N										
X											
	X										
	X										
		Test specifications									
		O&M Specifications									

Other comments: ☹

How to create CRs using this form:

Comprehensive information and tips about how to create CRs can be found at <http://www.3gpp.org/specs/CR.htm>. Below is a brief summary:

- 1) Fill out the above form. The symbols above marked ☹ contain pop-up help information about the field that they are closest to.
- 2) Obtain the latest version for the release of the specification to which the change is proposed. Use the MS Word "revision marks" feature (also known as "track changes") when making the changes. All 3GPP specifications can be downloaded from the 3GPP server under <ftp://ftp.3gpp.org/specs/> For the latest version, look for the directory name with the latest date e.g. 2001-03 contains the specifications resulting from the March 2001 TSG meetings.
- 3) With "track changes" disabled, paste the entire CR form (use CTRL-A to select it) into the specification just in front of the clause containing the first piece of changed text. Delete those parts of the specification which are not relevant to the change request.

3.3 Abbreviations

For the purposes of the present document, the following abbreviations apply:

A-GPS	Assisted GPS
AICH	Acquisition Indicator Channel
ALCAP	Access Link Control Application Part
AP-AICH	Access Preamble Acquisition Indicator Channel
ASN.1	Abstract Syntax Notation One
BCCH	Broadcast Control Channel
CCPCH	Common Control Physical Channel
CFN	Connection Frame Number
CM	Compressed Mode
CPCH	Common Packet Channel
CPICH	Common Pilot Channel
CRNC	Controlling Radio Network Controller
CSICH	CPCH Status Indicator Channel
DCH	Dedicated Channel
DGPS	Differential GPS
DL	Downlink
DPCCH	Dedicated Physical Control Channel
DPCH	Dedicated Physical Channel
DPDCH	Dedicated Physical Data Channel
DSCH	Downlink Shared Channel
FACH	Forward Access Channel
FDD	Frequency Division Duplex
FP	Frame Protocol
GPS	Global Positioning System
HSDPA	High Speed Downlink Packet Access
HS-DSCH	High Speed Downlink Shared Channel
HS-PDSCH	High Speed Physical Downlink Shared Channel
HS-SCCH	High Speed Shared Control Channel
HS-SICH	High Speed Shared Information Channel
IP	Internet Protocol
IPDL	Idle Periods in the DownLink
ISCP	Interference Signal Code Power
L1	Layer 1
L2	Layer 2
MIB	Master Information Block
NBAP	Node B Application Part
O&M	Operation and Maintenance
PCCPCH	Primary Common Control Physical Channel
PCH	Paging Channel
PCPCH	Physical Common Packet Channel
PDSCH	Physical Downlink Shared Channel
PICH	Paging Indication Channel
PUSCH	Physical Uplink Shared Channel
RACH	Random Access Channel
RL	Radio Link
RLS	Radio Link Set
RNC	Radio Network Controller
RRC	Radio Resource Control
SB	Scheduling Block
SCCPCH	Secondary Common Control Physical Channel
SCH	Synchronisation Channel
SCTD	Space Code Transmit Diversity
SIB	System Information Block
SRNC	Serving Radio Network Controller
SSDT	Site Selection Diversity Transmission
STTD	Space Time Transmit Diversity
TDD	Time Division Duplex

TFC	Transport Format Combination
TFCI	Transport Format Combination Indicator
TFCS	Transport Format Combination Set
TFS	Transport Format Set
TPC	Transmit Power Control
TSTD	Time Switched Transmit Diversity
UARFCN	UTRA Absolute Radio Frequency Channel Number
UDP	User Datagram Protocol
UE	User Equipment
UL	Uplink
UMTS	Universal Mobile Telecommunications System
USCH	Uplink Shared Channel
UTRA	Universal Terrestrial Radio Access
UTRAN	Universal Terrestrial Radio Access Network

4.3 Specification Notations

For the purposes of the present document, the following notations apply:

- [FDD] This tagging of a word indicates that the word preceding the tag "[FDD]" applies only to FDD. This tagging of a heading indicates that the heading preceding the tag "[FDD]" and the section following the heading applies only to FDD.
- [TDD] This tagging of a word indicates that the word preceding the tag "[TDD]" applies only to TDD, including 3.84Mcps TDD and 1.28Mcps TDD. This tagging of a heading indicates that the heading preceding the tag "[TDD]" and the section following the heading applies only to TDD, including 3.84Mcps TDD and 1.28Mcps TDD.
- [3.84Mcps TDD] This tagging of a word indicates that the word preceding the tag "[3.84Mcps TDD]" applies only to 3.84Mcps TDD. This tagging of a heading indicates that the heading preceding the tag "[3.84Mcps TDD]" and the section following the heading applies only to 3.84Mcps TDD.
- [1.28Mcps TDD] This tagging of a word indicates that the word preceding the tag "[1.28Mcps TDD]" applies only to 1.28Mcps TDD. This tagging of a heading indicates that the heading preceding the tag "[1.28Mcps TDD]" and the section following the heading applies only to 1.28Mcps TDD.
- [FDD - ...] This tagging indicates that the enclosed text following the "[FDD - " applies only to FDD. Multiple sequential paragraphs applying only to FDD are enclosed separately to enable insertion of TDD specific (or common) paragraphs between the FDD specific paragraphs.
- [TDD - ...] This tagging indicates that the enclosed text following the "[TDD - " applies only to TDD, including 3.84Mcps TDD and 1.28Mcps TDD. Multiple sequential paragraphs applying only to TDD are enclosed separately to enable insertion of FDD specific (or common) paragraphs between the TDD specific paragraphs.
- [3.84Mcps TDD - ...] This tagging indicates that the enclosed text following the "[3.84Mcps TDD - " applies only to 3.84Mcps TDD. Multiple sequential paragraphs applying only to 3.84Mcps TDD are enclosed separately to enable insertion of FDD and TDD specific (or common) paragraphs between the 3.84Mcps TDD specific paragraphs.
- [1.28Mcps TDD - ...] This tagging indicates that the enclosed text following the "[1.28Mcps TDD - " applies only to 1.28Mcps TDD. Multiple sequential paragraphs applying only to 1.28Mcps TDD are enclosed separately to enable insertion of FDD and TDD specific (or common) paragraphs between the 1.28Mcps TDD specific paragraphs.
- Procedure When referring to an elementary procedure in the specification the Procedure Name is written with the first letters in each word in upper case characters followed by the word "procedure", e.g. Radio Link Setup procedure.
- Message When referring to a message in the specification the MESSAGE NAME is written with all letters in upper case characters followed by the word "message", e.g. RADIO LINK SETUP REQUEST message.
- IE When referring to an information element (IE) in the specification the *Information Element Name* is written with the first letters in each word in upper case characters and all letters in Italic font followed by the abbreviation "IE", e.g. *Transport Format Set* IE.
- Value of an IE When referring to the value of an information element (IE) in the specification the "Value" is written as it is specified in subclause 9.2 enclosed by quotation marks, e.g. "Abstract Syntax Error (Reject)" ~~-or-"SSDT Active in the UE"~~.

Partially omitted

8.2.17 Radio Link Setup

8.2.17.2 Successful Operation

Partially omitted

Radio Link Handling:

[FDD - Transmit Diversity]:

[FDD - When the *Diversity Mode* IE is set to "STTD", "Closedloop mode1" or "Closedloop mode2", the Node B shall activate/deactivate the Transmit Diversity for each Radio Link in accordance with the *Transmit Diversity Indication* IE]

DL Power Control:

[FDD - The Node B shall start any DL transmission using the initial DL power specified in the message on each DL DPCH of the RL until either UL synchronisation on the Uu interface is achieved for the RLS or Power Balancing is activated. No inner loop power control or balancing shall be performed during this period. The DL power shall then vary according to the inner loop power control (see ref.[10], subclause 5.2.1.2) and the power control procedure (see subclause 8.3.7), but shall always be kept within the maximum and minimum limit specified in the RADIO LINK SETUP REQUEST message. During compressed mode, the δP_{curr} , as described in ref.[10] subclause 5.2.1.3, shall be added to the maximum DL power for the associated compressed frame.]

[FDD - If the *DPC Mode* IE is present in the RADIO LINK SETUP REQUEST message, the Node B shall apply the DPC mode indicated in the message and be prepared that the DPC mode may be changed during the lifetime of the RL. If the *DPC Mode* IE is not present in the RADIO LINK SETUP REQUEST message, DPC mode 0 shall be applied (see ref. [10]).]

[3.84 Mcps TDD - The Node B shall determine the initial CCTrCH DL power for each DCH type CCTrCH by the following rule: If the *CCTrCH Initial DL Transmission Power* IE is included for that CCTrCH, then the Node B shall use that power for the initial CCTrCH DL power, otherwise the initial CCTrCH DL power is the *Initial DL Transmission Power* IE included in the *RL Information* IE. The Node B shall start any DL transmission on each DCH type CCTrCH using the initial CCTrCH DL power, as determined above, on each DL DPCH and on each Time Slot of the CCTrCH until the UL synchronisation on the Uu interface is achieved for the CCTrCH. No inner loop power control shall be performed during this period. The DL power shall then vary according to the inner loop power control (see ref.[21], subclause 4.2.3.4), but shall always be kept within the maximum and minimum limit specified in the RADIO LINK SETUP REQUEST message.]

[3.84 Mcps TDD - The Node B shall determine the maximum DL power for each DCH type CCTrCH by the following rule: If the *CCTrCH Maximum DL Transmission Power* IE is included for that CCTrCH, then the Node B shall use that power for the maximum DL power, otherwise the maximum DL power is the *Maximum DL Power* IE included in the *RL Information* IE.]

[3.84 Mcps TDD - The Node B shall determine the minimum DL power for each DCH type CCTrCH by the following rule: If the *CCTrCH Minimum DL Transmission Power* IE is included for that CCTrCH, then the Node B shall use that power for the minimum DL power, otherwise the minimum DL power is the *Minimum DL Power* IE included in the *RL Information* IE.]

[3.84Mcps TDD - The initial power, maximum power, and minimum power for DSCH type CCTrCH shall be determined as follows:

- If the DSCH type CCTrCH is paired with an uplink CCTrCH(s) for inner loop power control, the minimum, maximum and initial power for each PDSCH is determined in the same way as described above for DCH type CCTrCHs.
- If the DSCH type CCTrCH is not paired with an uplink CCTrCH(s) for inner loop power control, the PDSCH transmission power is DSCH Data Frame Protocol signalled [24], with the maximum value determined in the same way as described above for DCH type CCTrCHs. The minimum and initial powers, however, are subject to control by the CRNC via the frame protocol].

[1.28 Mcps TDD - The Node B shall determine the initial DL power for each timeslot within the DCH type CCTrCH by the following rule: If the *Initial DL Transmission Power* IE is included in the *DL Timeslot Information LCR* IE, then the Node B shall use that power for the Initial DL Power and ignore the *DL Time Slot ISCP info LCR* IE, otherwise the initial DL Power is the *Initial DL Transmission Power* IE included in the *RL Information* IE and if *DL Time Slot ISCP info LCR* IE is present, the Node B shall use the indicated value when deciding the initial DL TX Power for each timeslot as specified in [21], it shall reduce the DL TX power in those downlink timeslots of the radio link where the interference is low, and increase the DL TX power in those timeslots where the interference is high, while keeping the total downlink power in the radio link unchanged. The Node B shall start any DL transmission on each timeslot within each DCH type CCTrCH using the initial DL power, as determined above, on each DL DPCH and on each timeslot of the CCTrCH until the UL synchronisation on the Uu interface is achieved for the CCTrCH. No inner loop power control shall be performed during this period. The DL power shall then vary according to the inner loop power control (see ref.[21], subclause 5.1.2.4), but shall always be kept within the maximum and minimum limit specified in the RADIO LINK SETUP REQUEST message.]

[1.28 Mcps TDD - The Node B shall determine the maximum DL power for each timeslot within the DCH type CCTrCH by the following rule: If the *Maximum DL Power* IE is included in the *DL Timeslot Information LCR* IE, then the Node B shall use that power for the maximum DL power, otherwise the maximum DL power is the *Maximum DL Power* IE included in the *RL Information* IE.]

[1.28 Mcps TDD - The Node B shall determine the minimum DL power for each timeslot within the DCH type CCTrCH by the following rule: If the *Minimum DL Power* IE is included in the *DL Timeslot Information LCR* IE, then the Node B shall use that power for the minimum DL power, otherwise the minimum DL power is the *Minimum DL Power* IE included in the *RL Information* IE.]

[1.28Mcps TDD – The Node B shall determine the initial power for each timeslot within the DSCH type CCTrCH by the following rule: If both the *CCTrCH Initial DL Transmission Power* IE, included in the *DL CCTrCH Information* IE, and the *DL Time Slot ISCP Info LCR* IE, included in the *RL Information* IE, are included then the Node B shall use that power for the PDSCH and ignore the *Initial DL Transmission Power* IE included in the *RL Information* IE, otherwise the initial DL Power is the *Initial DL Transmission Power* IE included in the *RL Information* IE and if *DL Time Slot ISCP info LCR* IE is present, the Node B shall use the indicated value when deciding the initial DL TX Power for each timeslot as specified in [21], it shall reduce the DL TX power in those downlink timeslots of the radio link where the interference is low, and increase the DL TX power in those timeslots where the interference is high, while keeping the total downlink power in the radio link unchanged. The Node B shall start any DL transmission on each timeslot within each DSCH type CCTrCH using the initial DL power, as determined above, on each DL PDSCH and on each timeslot of the CCTrCH until the UL synchronisation on the Uu interface is achieved for the CCTrCH. No inner loop power control shall be performed during this period. The DL power shall then vary according to the inner loop power control (see ref.[21], subclause 5.1.2.4), but shall always be kept within the maximum and minimum limit specified in the RADIO LINK SETUP REQUEST message.]

[1.28 Mcps TDD - The Node B shall determine the maximum DL power for each timeslot within the DSCH type CCTrCH by the following rule: If the *CCTrCH Maximum DL Transmission Power* IE, included in the *DL CCTrCH Information* IE, is included then the Node B shall use that power for the maximum DL power, otherwise the maximum DL power is the *Maximum DL Power* IE included in the *RL Information* IE.]

[1.28 Mcps TDD - The Node B shall determine the minimum DL power for each timeslot within the DSCH type CCTrCH by the following rule: If the *CCTrCH Minimum DL Transmission Power* IE, included in the *DL CCTrCH Information* IE, is included then the Node B shall use that power for the minimum DL power, otherwise the minimum DL power is the *Minimum DL Power* IE included in the *RL Information* IE.]

[3.84Mcps TDD - If the *DL Time Slot ISCP Info* IE is present, the Node B shall use the indicated value when deciding the initial DL TX Power for each timeslot as specified in [21], i.e. it shall reduce the DL TX power in those downlink timeslots of the radio link where the interference is low, and increase the DL TX power in those timeslots where the interference is high, while keeping the total downlink power in the radio link unchanged].

[FDD - If the received *Inner Loop DL PC Status* IE is set to "Active", the Node B shall activate the inner loop DL power control for all RLS. If *Inner Loop DL PC Status* IE is set to "Inactive", the Node B shall deactivate the inner loop DL power control for all RLS according to ref. [10].]

[FDD - If the RADIO LINK SETUP REQUEST message includes the *DL Power Balancing Information* IE and the *Power Adjustment Type* IE is set to "Common" or "Individual", the Node B shall activate the power

balancing, if activation of power balancing by the RADIO LINK SETUP REQUEST message is supported, according to subclause 8.3.7, using the *DL Power Balancing Information* IE. If the Node B starts the DL transmission and the activation of the power balancing at the same CFN, the initial power of the power balancing, i.e. P_{init} shall be set to the power level indicated by the *Initial DL Transmission Power* IE.]

[FDD - If activation of power balancing by the RADIO LINK SETUP REQUEST message is supported by the Node B, the Node B shall include the *DL Power Balancing Activation Indicator* IE in the *RL Information Response* IE in the RADIO LINK SETUP RESPONSE message.]

[1.28Mcps TDD - Uplink Synchronisation Parameters LCR]:

[1.28Mcps TDD - If the RADIO LINK SETUP REQUEST message contains the *Uplink Synchronisation Parameters LCR* IE, the Node B shall use the indicated values of *Uplink Synchronisation Step Size* IE and *Uplink Synchronisation Frequency* IE when evaluating the timing of the UL synchronisation.]

General:

If the RADIO LINK SETUP REQUEST message includes the *RL Specific DCH Information* IE, the Node B may use the transport layer address and the binding identifier received from the CRNC when establishing a transport bearer for the DCH or the set of co-ordinated DCHs.

~~[FDD - If the RADIO LINK SETUP REQUEST message includes the *SSDT Cell Identity* IE and the *S Field Length* IE, the Node B shall activate SSDT, if supported, using the *SSDT Cell Identity* IE and *SSDT Cell Identity Length* IE.]~~

~~[FDD - If the RADIO LINK SETUP REQUEST message includes the *Qth Parameter* IE in addition to the *SSDT Cell Identity* IE, the Node B shall use the *Qth Parameter* IE, if Qth signalling is supported, when SSDT is activated.]~~

~~[FDD - Irrespective of SSDT activation, the Node B shall include in the RADIO LINK SETUP RESPONSE message an indication concerning the capability to support SSDT on this RL. Only if the RADIO LINK SETUP REQUEST message requested SSDT activation and the RADIO LINK SETUP RESPONSE message indicates that the SSDT capability is supported for this RL, SSDT is activated in the Node B.]~~

~~[FDD - If the RADIO LINK SETUP REQUEST message includes the *SSDT Cell Identity for EDSCHPC* IE, the Node B shall activate enhanced DSCH power control, if supported, using the *SSDT Cell Identity For EDSCHPC* IE and *SSDT Cell Identity Length* IE as well as *Enhanced DSCH PC* IE in accordance with ref. [10] subclause 5.2.2. If the RADIO LINK SETUP REQUEST message includes both *SSDT Cell Identity* IE and *SSDT Cell Identity For EDSCHPC* IE, then the Node B shall ignore the value in *SSDT Cell Identity For EDSCHPC* IE. If the enhanced DSCH power control is activated and the TFCI power control in DSCH hard split mode is supported, the primary/secondary status determination in the enhanced DSCH power control is also applied to the TFCI power control in DSCH hard split mode.]~~

The Node B shall start reception on the new RL(s) after the RLs are successfully established.

[FDD - Radio Link Set Handling]:

[FDD - The *First RLS Indicator* IE indicates if the concerned RL shall be considered part of the first RLS established towards this UE. The *First RLS Indicator* IE shall be used by the Node B together with the value of the *DL TPC Pattern 01 Count* IE which the Node B has received in the Cell Setup procedure, to determine the initial TPC pattern in the DL of the concerned RL and all RLs which are part of the same RLS, as described in [10], section 5.1.2.2.1.2.]

[FDD - For each RL not having a common generation of the TPC commands in the DL with another RL, the Node B shall assign the *RL Set ID* IE included in the RADIO LINK SETUP RESPONSE message a value that uniquely identifies the RL Set within the Node B Communication Context.]

[FDD - For all RLs having a common generation of the TPC commands in the DL with another RL, the Node B shall assign the *RL Set ID* IE included in the RADIO LINK SETUP RESPONSE message the same value. This value shall uniquely identify the RL Set within the Node B Communication Context.]

[FDD - The UL out-of-sync algorithm defined in [10] shall, for each of the established RL Set(s), use the maximum value of the parameters *N_OUTSYNC_IND* and *T_RLFAILURE* that are configured in the cells supporting the radio links of the RL Set. The UL in-sync algorithm defined in [10] shall, for each of the established RL Set(s), use the minimum value of the parameters *N_INSYNC_IND*, that are configured in the cells supporting the radio links of the RL Set.]

Partially omitted

8.3.1 Radio Link Addition

8.3.1.2 Successful Operation

Partially omitted

Radio Link Handling:

Diversity Combination Control:

The *Diversity Control Field* IE indicates for each RL whether the Node B shall combine the new RL with existing RL(s) or not.

- If the *Diversity Control Field* IE is set to "May", the Node B shall decide for any of the alternatives.
- If the *Diversity Control Field* IE is set to "Must", the Node B shall combine the RL with one of the other - RL.
- If the *Diversity Control Field* IE is set to "Must not", the Node B shall not combine the RL with any other existing RL.

When a new RL is to be combined, the Node B shall choose which RL(s) to combine it with.

In the case of not combining a RL with a RL established with a previous Radio Link Setup or Radio Link Addition Procedure or a RL previously listed in the RADIO LINK ADDITION RESPONSE message, the Node B shall indicate with the Diversity Indication in the *RL Information Response* IE in the RADIO LINK ADDITION RESPONSE message that no combining is done. In this case, the Node B shall include in the *DCH Information Response* IE both the *Transport Layer Address* IE and the *Binding ID* IE for the transport bearer to be established for each DCH of the RL in the RADIO LINK ADDITION RESPONSE message.

In the case of combining with a RL established with a previous Radio Link Setup or Radio Link Addition Procedure or with a RL previously listed in this RADIO LINK ADDITION RESPONSE message, the Node B shall indicate with the Diversity Indication in the *RL Information Response* IE in the RADIO LINK ADDITION RESPONSE message that the RL is combined. In this case, the *RL ID* IE indicates (one of) the previously established RL(s) or a RL previously listed in this RADIO LINK ADDITION RESPONSE message with which the new RL is combined.

In the case of a set of co-ordinated DCHs, the *Binding ID* IE and the *Transport Layer Address* IE shall be included for only one of the DCHs in a set of coordinated DCHs.

[TDD – The Node B shall include in the RADIO LINK ADDITION RESPONSE message both the *Transport Layer Address* IE and the *Binding ID* IE for the transport bearer to be established for each DSCH and USCH.]

[FDD – Transmit Diversity]:

[FDD – If the *Transmit Diversity Indicator* IE is included in the RADIO LINK ADDITION REQUEST message, the Node B shall activate/deactivate the Transmit Diversity for each new Radio Link in accordance with the *Transmit Diversity Indicator* IE and the already known diversity mode.]

DL Power Control:

[FDD – If the RADIO LINK ADDITION REQUEST message includes the *Initial DL Transmission Power* IE, the Node B shall apply the given power to the transmission on each DL DPCH of the RL when starting transmission until either UL synchronisation on the Uu interface is achieved for the RLS or Power Balancing is activated. If no *Initial DL Transmission Power* IE is included, the Node B shall use any transmission power level currently used on already existing RLs for this Node B Communication Context. No inner loop power control or balancing shall be performed during this period. The DL power shall then vary according to the inner loop power control (see ref.[10], subclause 5.2.1.2) with DPC MODE currently configured for the relevant Node B Communication Context and the downlink power control procedure (see subclause 8.3.7).]

[3.84 Mcps TDD – If the RADIO LINK ADDITION REQUEST message includes the *Initial DL Transmission Power* IE, the Node B shall determine the initial CTrCH DL power for each DCH type CTrCH by the following rule: If the *CTrCH Initial DL Transmission Power* IE is included for that

CCTrCH, then the Node B shall use that power for the initial CCTrCH DL power, otherwise the initial CCTrCH DL power is the *Initial DL Transmission Power* IE included in the *RL Information* IE. The Node B shall apply the given power to the transmission on each DL DPCH and on each Time Slot of the CCTrCH when starting transmission until the UL synchronisation on the Uu interface is achieved for the CCTrCH. If no *Initial DL Transmission Power* IE is included (even if *CCTrCH Initial DL Transmission Power* IEs are included), the Node B shall use any transmission power level currently used on already existing CCTrCHs for this Node B Communication Context. No inner loop power control shall be performed during this period. The DL power shall then vary according to the inner loop power control (see ref.[21], subclause 4.2.3.4).]

[1.28 Mcps TDD - If the RADIO LINK ADDITION REQUEST message includes the *Initial DL Transmission Power* IE, the Node B shall determine the initial DL power for each timeslot within a DCH type CCTrCH by the following rule: If the *Initial DL Transmission Power* IE is included in the *DL Timeslot Information LCR* IE, then the Node B shall use that power for the initial DL power and ignore the *DL Time Slot ISCP info LCR*, otherwise the initial DL power is the *Initial DL Transmission Power* IE included in the *RL Information* IE and if *DL Time Slot ISCP info LCR* IE is present, the Node B shall use the indicated value when deciding the initial DL TX Power for each timeslot as specified in [21], it shall reduce the DL TX power in those downlink timeslots of the radio link where the interference is low, and increase the DL TX power in those timeslots where the interference is high, while keeping the total downlink power in the radio link unchanged. The Node B shall apply the given power to the transmission on each DL DPCH and on each Time Slot of the CCTrCH when starting transmission until the UL synchronisation on the Uu interface is achieved for the CCTrCH. If no *Initial DL Transmission Power* IE is included, the Node B shall use any transmission power level currently used on already existing RL/timeslots for this Node B Communication Context. No inner loop power control shall be performed during this period. The DL power shall then vary according to the inner loop power control (see ref.[21], subclause 5.1.2.4).]

[FDD - If the RADIO LINK ADDITION REQUEST message includes the *Maximum DL Power* IE, the Node B shall store this value and not transmit with a higher power on any DL DPCH of the RL. If no *Maximum DL Power* IE is included, any Maximum DL power stored for already existing RLS for this Node B Communication Context shall be applied. During compressed mode, the δP_{curr} , as described in ref.[10] subclause 5.2.1.3, shall be added to the maximum DL power for the associated compressed frame.]

[FDD - If the RADIO LINK ADDITION REQUEST message includes the *Minimum DL Power* IE, the Node B shall store this value and never transmit with a lower power on any DL DPCH of the RL. If no *Minimum DL Power* IE is included, any Minimum DL power stored for already existing RLS for this Node B Communication Context shall be applied.]

[3.84 Mcps TDD - If the RADIO LINK ADDITION REQUEST message includes the *Maximum DL Power* IE, the Node B shall determine the maximum CCTrCH DL power for each DCH type CCTrCH by the following rule: If the *CCTrCH Maximum DL Transmission Power* IE is included for that CCTrCH, then the Node B shall use that power for the maximum CCTrCH DL power, otherwise the maximum CCTrCH DL power is the *Maximum DL Power* IE included in the *RL Information* IE. If no *Maximum DL Power* IE is included (even if *CCTrCH Maximum DL Transmission Power* IEs are included), any maximum DL power stored for already existing DCH type CCTrCHs for this Node B Communication Context shall be applied.]

[3.84 Mcps TDD - If the RADIO LINK ADDITION REQUEST message includes the *Minimum DL Power* IE, the Node B shall determine the minimum CCTrCH DL power for each DCH type CCTrCH by the following rule: If the *CCTrCH Minimum DL Transmission Power* IE is included for that CCTrCH, then the Node B shall use that power for the minimum CCTrCH DL power, otherwise the minimum CCTrCH DL power is the *Minimum DL Power* IE included in the *RL Information* IE. If no *Minimum DL Power* IE is included (even if *CCTrCH Minimum DL Transmission Power* IEs are included), any minimum DL power stored for already existing DCH type CCTrCHs for this Node B Communication Context shall be applied.]

[1.28 Mcps TDD - If the RADIO LINK ADDITION REQUEST message includes the *Maximum DL Power* IE, the Node B shall determine the maximum DL power for each timeslot within a DCH type CCTrCH by the following rule: If the *Maximum DL Power* IE is included in the *DL Timeslot Information LCR* IE for that timeslot, then the Node B shall use that power for the maximum DL power, otherwise the maximum DL power is the *Maximum DL Power* IE included in the *RL Information* IE. The Node B shall store this value and not transmit with a higher power on any applicable DL DPCH. If no *Maximum DL Power* IE is included, any maximum DL power stored for already existing RL/timeslots for this Node B Communication Context shall be applied.]

[1.28 Mcps TDD - If the RADIO LINK ADDITION REQUEST message includes the *Minimum DL Power* IE, the Node B shall determine the minimum DL power for each timeslot within a DCH type CCTrCH by the

following rule: If the *Minimum DL Power* IE is included in the *DL Timeslot Information LCR* IE for that timeslot, then the Node B shall use that power for the minimum DL power, otherwise the minimum DL power is the *Minimum DL Power* IE included in the *RL Information* IE. The Node B shall store this value and not transmit with a lower power on any applicable DL DPCH. If no *Minimum DL Power* IE is included, any minimum DL power stored for already existing RL/timeslots for this Node B Communication Context shall be applied.]

[3.84Mcps TDD - The initial power, maximum power, and minimum power for DSCH type CCTrCH shall be determined as follows:

- If the DSCH type CCTrCH is paired with an uplink CCTrCH(s) for inner loop power control, the minimum, maximum and initial power for each PDSCH is determined in the same way as described above for DCH type CCTrCHs.
- If the DSCH type CCTrCH is not paired with an uplink CCTrCH(s) for inner loop power control, the PDSCH transmission power is DSCH Data Frame Protocol signalled [24], with the maximum value determined in the same way as described above for DCH type CCTrCHs. The minimum and initial powers, however, are subject to control by the CRNC via the frame protocol].

[1.28 Mcps TDD – If the RADIO LINK ADDITION REQUEST message includes the *Initial DL Transmission Power* IE, the Node B shall determine the initial DL power for each timeslot within a DSCH type CCTrCH by the following rule: If both the *CCTrCH Initial DL Transmission Power* IE, included in the *DL CCTrCH Information* IE, and the *DL Time Slot ISCP Info LCR* IE, included in the *RL Information* IE, are included then the Node B shall use that power for the PDSCH and ignore the *Initial DL Transmission Power* IE included in the *RL Information* IE, otherwise the initial DL Power is the *Initial DL Transmission Power* IE included in the *RL Information* IE and if *DL Time Slot ISCP info LCR* IE is present, the Node B shall use the indicated value when deciding the initial DL TX Power for each timeslot as specified in [21], it shall reduce the DL TX power in those downlink timeslots of the radio link where the interference is low, and increase the DL TX power in those timeslots where the interference is high, while keeping the total downlink power in the radio link unchanged. The Node B shall apply the given power to the transmission on each DL PDSCH and on each Time Slot of the CCTrCH when starting transmission until the UL synchronisation on the Uu interface is achieved for the CCTrCH. If no *Initial DL Transmission Power* IE is included, the Node B shall use any transmission power level currently used on already existing RL/timeslots for this Node B Communication Context. No inner loop power control shall be performed during this period. The DL power shall then vary according to the inner loop power control (see ref.[21], subclause 5.1.2.4).]

[1.28 Mcps TDD - If the RADIO LINK ADDITION REQUEST message includes the *Maximum DL Power* IE, the Node B shall determine the maximum DL power for each timeslot within a DSCH type CCTrCH by the following rule: If the *CCTrCH Maximum DL Transmission Power* IE, included in the *DL CCTrCH Information* IE, is included then the Node B shall use that power for the maximum DL power, otherwise the maximum DL power is the *Maximum DL Power* IE included in the *RL Information* IE. The Node B shall store this value and not transmit with a higher power on any applicable PDSCH. If no *Maximum DL Power* IE is included, any maximum DL power stored for already existing RL/timeslots for this Node B Communication Context shall be applied.]

[1.28 Mcps TDD - If the RADIO LINK ADDITION REQUEST message includes the *Minimum DL Power* IE, the Node B shall determine the minimum DL power for each timeslot within a DSCH type CCTrCH by the following rule: If the *CCTrCH Minimum DL Transmission Power* IE, included in the *DL CCTrCH Information* IE, is included then the Node B shall use that power for the minimum DL power, otherwise the minimum DL power is the *Minimum DL Power* IE included in the *RL Information* IE. The Node B shall store this value and not transmit with a lower power on any applicable PDSCH. If no *Minimum DL Power* IE is included, any minimum DL power stored for already existing RL/timeslots for this Node B Communication Context shall be applied.]

[3.84Mcps TDD – If the RADIO LINK ADDITION REQUEST message includes the *DL Time Slot ISCP Info* IE, the Node B shall use the indicated value when deciding the DL TX Power for each timeslot as specified in ref. [21], i.e. it shall reduce the DL TX power in those downlink timeslots of the radio link where the interference is low, and increase the DL TX power in those timeslots where the interference is high, while keeping the total downlink power in the radio link unchanged].

[FDD – If the power balancing is active with the Power Balancing Adjustment Type of the Node B Communication Context set to "Individual" in the existing RL(s) and the RADIO LINK ADDITION REQUEST message includes the *DL Reference Power* IE, the Node B shall activate the power balancing and

use the *DL Reference Power* IE for the power balancing procedure in the new RL(s), if activation of power balancing by the RADIO LINK ADDITION REQUEST message is supported, according to subclause 8.3.7. In this case, the Node B shall include the *DL Power Balancing Activation Indicator* IE in the *RL Information Response* IE in the RADIO LINK ADDITION RESPONSE message. If the Node B starts the DL transmission and the activation of the power balancing at the same CFN, the initial power of the power balancing, i.e. P_{init} shall be set to the power level indicated by the *Initial DL Transmission Power* IE (if received) or the decided DL TX power level on each DL channelisation code of a RL based on power level of existing RLs.]

[1.28Mcps TDD – Uplink Synchronisation Parameters LCR]:

[1.28Mcps TDD - If the RADIO LINK ADDITION REQUEST message contains the *Uplink Synchronisation Parameters LCR* IE, the Node B shall use the indicated values of *Uplink Synchronisation Stepsize* IE and *Uplink Synchronisation Frequency* IE when evaluating the timing of the UL synchronisation.]

General:

If the RADIO LINK ADDITION REQUEST message includes the *RL Specific DCH Information* IE, the Node B may use the transport layer address and the binding identifier received from the CRNC when establishing a transport bearer for the DCH or the set of co-ordinated DCHs.

~~[FDD – If the RADIO LINK ADDITION REQUEST message contains an *SSDT Cell Identity* IE, the Node B shall activate SSDT, if supported, for the concerned new RL, with the indicated SSDT cell identity used for that RL.]~~

~~[FDD – If the RADIO LINK ADDITION REQUEST message includes the *Qth Parameter* IE in addition to the *SSDT Cell Identity* IE, the Node B shall use the *Qth Parameter* IE, if Qth signalling is supported, when SSDT is activated in the concerned new RL.]~~

The Node B shall start reception on the new RL(s) after the RLs are successfully established.

[FDD – Radio Link Set Handling]:

[FDD – For each RL not having a common generation of the TPC commands in the DL with another RL, the Node B shall assign the *RL Set ID* IE included in the RADIO LINK ADDITION RESPONSE message a value that uniquely identifies the RL Set within the Node B Communication Context.]

[FDD – For all RLs having a common generation of the TPC commands in the DL with another new or existing RL, the Node B shall assign the *RL Set ID* IE included in the RADIO LINK ADDITION RESPONSE message the same value. This value shall uniquely identify the RL Set within the Node B Communication Context.]

[FDD – After addition of the new RL(s), the UL out-of-sync algorithm defined in [10] shall, for each of the previously existing and newly established RL Set(s), use the maximum value of the parameters $N_{OUTSYNC_IND}$ and $T_{RLFAILURE}$ that are configured in the cells supporting the radio links of the RL Set. The UL in-sync algorithm defined in [10] shall, for each of the established RL Set(s), use the minimum value of the parameters N_{INSYNC_IND} , that are configured in the cells supporting the radio links of the RL Set.]

Partially omitted

8.3.2 Synchronised Radio Link Reconfiguration Preparation

8.3.2.2 Successful Operation

Partially omitted

DCH Addition:

If the RADIO LINK RECONFIGURATION PREPARE message includes any *DCHs To Add* IEs then the Node B shall treat them each as follows:

- If the *DCHs To Add* IE includes multiple *DCH Specific Info* IEs, the Node B shall treat the DCHs in the *DCHs To Add* IE as a set of co-ordinated DCHs. The Node B shall include these DCHs in the new configuration only if it can include all of them in the new configuration.
- If the *DCH Specific Info* IE includes the *Unidirectional DCH Indicator* IE set to "Uplink DCH only", the Node B shall ignore the *Transport Format Set* IE for the downlink for this DCH. As a consequence this DCH is not included as a part of the downlink CCTrCH.
- [TDD – If the *DCH Specific Info* IE includes the *Unidirectional DCH Indicator* IE set to "Downlink DCH only", the Node B shall ignore the *Transport Format Set* IE for the uplink for this DCH. As a consequence this DCH is not included as a part of the uplink CCTrCH.]
- [FDD – For DCHs which do not belong to a set of co-ordinated DCHs with the *QE-Selector* IE set to "selected", the Transport channel BER from that DCH shall be the base for the QE in the UL data frames. If no Transport channel BER is available for the selected DCH, the Physical channel BER shall be used for the QE, ref. [16]. If the *QE-Selector* IE is set to "non-selected", the Physical channel BER shall be used for the QE in the UL data frames, ref. [16].]
- For a set of co-ordinated DCHs, the Transport channel BER from the DCH with the *QE-Selector* IE set to "selected" shall be used for the QE in the UL data frames, ref. [16]. [FDD – If no Transport channel BER is available for the selected DCH, the Physical channel BER shall be used for the QE, ref. [16]. If all DCHs have the *QE-Selector* IE set to "non-selected", the Physical channel BER shall be used for the QE, ref. [16].]
- The Node B should store the *Frame Handling Priority* IE received for a DCH to be added in the new configuration. The received Frame Handling Priority should be used when prioritising between different frames in the downlink on the Uu interface in congestion situations within the Node B once the new configuration has been activated.
- If the *TNL QoS* IE is included for a DCH or a set of co-ordinated DCHs and if ALCAP is not used, the Node B may store this information for this DCH in the new configuration. The *TNL QoS* IE may be used to determine the transport bearer characteristics to apply for the uplink between the Node B and the CRNC for the related DCH or set of co-ordinated DCHs.
- The Node B shall use the included *UL FP Mode* IE for a DCH or a set of co-ordinated DCHs to be added as the new FP Mode in the Uplink of the user plane for the DCH or the set of co-ordinated DCHs in the new configuration.
- The Node B shall use the included *ToAWS* IE for a DCH or a set of co-ordinated DCHs to be added as the new Time of Arrival Window Startpoint in the user plane for the DCH or the set of co-ordinated DCHs in the new configuration.
- The Node B shall use the included *ToAWE* IE for a DCH or a set of co-ordinated DCHs to be added as the new Time of Arrival Window Endpoint in the user plane for the DCH or the set of co-ordinated DCHs in the new configuration.
- [TDD – The Node B shall apply the *CCTrCH ID* IE (for the DL) in the Downlink of this DCH in the new configuration.]
- [TDD – The Node B shall apply the *CCTrCH ID* IE (for the UL) in the Uplink of this DCH in the new configuration.]

DCH Deletion:

If the RADIO LINK RECONFIGURATION PREPARE message includes any *DCHs To Delete* IE, the Node B shall not include the referenced DCHs in the new configuration.

If all of the DCHs belonging to a set of co-ordinated DCHs are requested to be deleted, the Node B shall not include this set of co-ordinated DCHs in the new configuration.

Physical Channel Modification:

[FDD – If the RADIO LINK RECONFIGURATION PREPARE message includes an *UL DPCH Information* IE, then the Node B shall apply the parameters to the new configuration as follows:]

- [FDD - If the *UL DPCH Information* IE includes the *Uplink Scrambling Code* IE, the Node B shall apply this Uplink Scrambling Code to the new configuration.]
- [FDD - If the *UL DPCH Information* IE includes the *Min UL Channelisation Code Length* IE, the Node B shall apply the value in the new configuration. The Node B shall apply the contents of the *Max Number of UL DPDCHs* IE (if it is included) in the new configuration.]
- [FDD - If the *UL DPCH Information* IE includes the *UL SIR Target* IE, the Node B shall use the value for the UL inner loop power control when the new configuration is being used.]
- [FDD - If the *UL DPCH Information* IE includes the *Puncture Limit* IE, the Node B shall apply the value in the uplink of the new configuration.]
- [FDD - The Node B shall use the *TFCS* IE for the UL (if present) when reserving resources for the uplink of the new configuration. The Node B shall apply the new TFCS in the Uplink of the new configuration.]
- [FDD - If the *UL DPCH Information* IE includes the *UL DPCCH Slot Format* IE, the Node B shall set the new Uplink DPCCH Structure to the new configuration.]
- [FDD - If the *UL DPCH Information* IE includes the *Diversity Mode* IE, the Node B shall apply diversity according to the given value.]
- ~~[FDD - If the *UL DPCH Information* IE includes an *SSDT Cell Identity Length* IE and/or an *S Field Length* IE, the Node B shall apply the values in the new configuration.]~~

[FDD - If the RADIO LINK RECONFIGURATION PREPARE message includes a *DL DPCH Information* IE, the Node B shall apply the parameters to the new configuration as follows:]

- [FDD - The Node B shall use the *TFCS* IE for the DL (if it is present) when reserving resources for the downlink of the new configuration. The Node B shall apply the new TFCS in the Downlink of the new configuration.]
- [FDD - If the *DL DPCH Information* IE includes the *TFCI Signalling Mode* IE or the *TFCI Presence* IE, the Node B shall use the information when building TFCIs in the new configuration.]
- [FDD - If the *DL DPCH Information* IE includes the *DL DPCH Slot Format* IE, the Node B shall set the new Downlink DPCH Structure to the new configuration.]
- [FDD - If the *DL DPCH Information* IE includes the *Multiplexing Position* IE, the Node B shall apply the indicated multiplexing type in the new configuration.]
- [FDD - If the *DL DPCH Information* IE includes the *Limited Power Increase* IE set to "Used", the Node B shall, if supported, use Limited Power Increase according to ref. [10] subclause 5.2.1 for the inner loop DL power control in the new configuration.]
- [FDD - If the *DL DPCH Information* IE includes the *Limited Power Increase* IE set to "Not Used", the Node B shall not use Limited Power Increase for the inner loop DL power control in the new configuration.]
- [FDD - If the *DL DPCH Information* IE includes the *PDSCH Code Mapping* IE, then the Node B shall apply the defined mapping between TFCI values and PDSCH channelisation codes.]
- [FDD - If the *DL DPCH Information* IE includes the *PDSCH RL ID* IE, then the Node B shall infer that the PDSCH for the specified user will be transmitted on the defined radio link.]

[FDD – If the RADIO LINK RECONFIGURATION PREPARE message includes the *Transmission Gap Pattern Sequence Information* IE, the Node B shall store the new information about the Transmission Gap Pattern Sequences to

be used in the new Compressed Mode Configuration. Any Transmission Gap Pattern Sequences already existing in the previous Compressed Mode Configuration are replaced by the new sequences once the new Compressed Mode Configuration has been activated. This new Compressed Mode Configuration shall be valid in the Node B until the next Compressed Mode Configuration is configured in the Node B or Node B Communication Context is deleted.]

[TDD – UL/DL CCTrCH Modification]

[TDD – If the RADIO LINK RECONFIGURATION PREPARE message includes any *UL CCTrCH to Modify* or *DL CCTrCH to Modify* IE, then the Node B shall treat them each as follows:]

- [TDD – If the IE includes any of the *TFCs* IE, *TFCI coding* IE or *Puncture Limit* IE, the Node B shall apply these as the new values, otherwise the old values specified for this CCTrCH are still applicable.]
- [TDD – If the IE includes any *UL DPCH To Add* IE, *UL DPCH To Add LCR* IE, *DL DPCH To Add LCR* IE, or *DL DPCH To Add* IE, the Node B shall include this DPCH in the new configuration.]
- [TDD – If the IE includes any *UL DPCH To Delete* IE or *DL DPCH To Delete* IE, the Node B shall remove this DPCH in the new configuration.]
- [TDD – If the IE includes any *UL DPCH To Modify* IE or *DL DPCH To Modify* IE and includes any of the *Repetition Period* IE, *Repetition Length* IE or *TDD DPCH Offset* IE, or the message includes UL/DL Timeslot Information and includes any of the [3.84Mcps TDD - *Midamble Shift And Burst Type* IE], [1.28Mcps TDD - *Midamble Shift LCR* IE], or *TFCI Presence* IE or the message includes UL/DL Code information and includes [3.84Mcps TDD - *TDD Channelisation Code* IE], [1.28Mcps TDD - *TDD Channelisation Code LCR* IE] , [1.28Mcps TDD - *TDD UL DPCH Time Slot Format LCR* IE or *TDD DL DPCH Time Slot Format LCR* IE], the Node B shall apply these specified information elements as the new values, otherwise the old values specified for this DPCH configuration are still applicable.]
- [1.28Mcps TDD – If the *UL CCTrCH To Modify* IE includes the *UL SIR Target* IE, the Node B shall use the value for the UL inner loop power control according [19] and [21] when the new configuration is being used.]
- [1.28Mcps TDD - If the *UL CCTrCH to Modify* IE includes the *TDD TPC UL Step Size* IE, the Node B shall apply this value to the uplink TPC step size in the new configuration.]
- [TDD - If the *DL CCTrCH to Modify* IE includes the *TDD TPC DL Step Size* IE, the Node B shall apply this value to the downlink TPC step size in the new configuration.]

[TDD – UL/DL CCTrCH Addition]

[TDD – If the RADIO LINK RECONFIGURATION PREPARE message includes any *UL CCTrCH To Add* IE or *DL CCTrCH To Add* IE, the Node B shall include this CCTrCH in the new configuration.]

[TDD – If the *UL/DL CCTrCH To Add* IE includes any [3.84Mcps TDD - *UL/DL DPCH Information* IE] [1.28Mcps TDD - *UL/DL DPCH Information LCR* IE], the Node B shall reserve necessary resources for the new configuration of the UL/DL DPCH(s) according to the parameters given in the message.]

[TDD – If the RADIO LINK RECONFIGURATION PREPARE message includes *TDD TPC DL Step Size* IE within a *DL CCTrCH To Add* IE, the Node B shall set the downlink TPC step size of that CCTrCH to that value, otherwise the Node B shall set the TPC step size of that CCTrCH to the same value as the lowest numbered DL CCTrCH in the current configuration.]

[1.28Mcps TDD - If the *UL CCTrCH To Add* IE includes the *TDD TPC UL Step Size* IE, the Node B shall apply the uplink TPC step size in the new configuration.]

[1.28Mcps TDD –The Node B shall use the *UL SIR Target* IE in the *UL CCTrCH To Add* IE as the UL SIR value for the inner loop power control for this CCTrCH according [19] and [21] in the new configuration.]

[TDD – UL/DL CCTrCH Deletion]

[TDD – If the RADIO LINK RECONFIGURATION PREPARE message includes any UL or DL CCTrCH to be deleted , the Node B shall remove this CCTrCH in the new configuration.]

DL Power Control:

- [FDD - If the *RL Information* IE includes the *DL Reference Power* IEs and the power balancing is active, the Node B shall update the reference power of the power balancing in the indicated RL(s), if updating of power

balancing parameters by the RADIO LINK RECONFIGURATION PREPARE message is supported, at the CFN in the RADIO LINK RECONFIGURATION COMMIT message, according to subclause 8.3.7, using the *DL Reference Power* IE. If the CFN modulo the value of the *Adjustment Period* IE is not equal to 0, the power balancing continues with the old reference power until the end of the current adjustment period, and the updated reference power shall be used from the next adjustment period.]

[FDD - If updating of power balancing parameters by the RADIO LINK RECONFIGURATION PREPARE message is supported by the Node B, the Node B shall include the *DL Power Balancing Updated Indicator* IE in the *RL Information Response* IE for each affected RL in the RADIO LINK RECONFIGURATION READY message.]

DSCH Addition/Modification/Deletion:

If the RADIO LINK RECONFIGURATION PREPARE message includes any *DSCH To Add*, *DSCH To Modify* or *DSCH To Delete* IE, then the Node B shall use this information to add/modify/delete the indicated DSCH channels to/from the radio link, in the same way as the DCH info is used to add/modify/release DCHs.

The Node B shall include in the RADIO LINK RECONFIGURATION READY message both the *Transport Layer Address* IE and the *Binding ID* IE for the transport bearer to be established for each DSCH.

[FDD – If the RADIO LINK RECONFIGURATION PREPARE message includes the *TFCI2 Bearer Information* IE, then the Node B shall support the establishment of a transport bearer on which the DSCH TFCI Signaling control frames shall be received if one does not already exist or shall apply the new values if such a bearer does already exist for this Node B Communication Context. The *Binding ID* IE and *Transport Layer Address* IE of any new bearer to be set up for this purpose shall be returned in the RADIO LINK RECONFIGURATION READY message. If the RADIO LINK RECONFIGURATION PREPARE message includes the *Transport Layer Address* IE and *Binding ID* IE in the *TFCI2 Bearer Information* IE the Node B may use the transport layer address and the binding identifier received from the CRNC when establishing a TFCI2 transport bearer. If the RADIO LINK RECONFIGURATION PREPARE message specifies that the TFCI2 transport bearer is to be deleted, then the Node B shall release the resources associated with that bearer in the new configuration.]

[FDD – If the RADIO LINK RECONFIGURATION PREPARE message includes the *TFCI2 Bearer Request Indicator* IE in the *TFCI2 Bearer Information* IE with the value "New Bearer Requested", the Node B shall establish a new transport bearer replacing the existing transport bearer on which the DSCH TFCI Signaling control frames shall be received. The *Binding ID* IE and *Transport Layer Address* IE of a new bearer to be set up for this purpose shall be returned in the RADIO LINK RECONFIGURATION READY message.]

[FDD – If the *TFCI Signalling Mode* IE within the RADIO LINK RECONFIGURATION PREPARE message indicates that there shall be a hard split on the TFCI field but a TFCI2 transport bearer has not already been set up and *TFCI2 Bearer Information* IE is not included in the message, then the Node B shall transmit the TFCI2 field with zero power in the new configuration.]

[FDD – If the *TFCI Signalling Mode* IE within the RADIO LINK RECONFIGURATION PREPARE message indicates that there shall be a hard split on the TFCI and the *TFCI2 Bearer Information* IE is included in the message, then the Node B shall transmit the TFCI2 field with zero power until Synchronisation is achieved on the TFCI2 transport bearer and the first valid DSCH TFCI Signalling control frame is received on this bearer in the new configuration (see ref. [24]).]

[FDD – If the RADIO LINK RECONFIGURATION PREPARE message includes the *Length Of TFCI2* IE, then the Node B shall apply the length of TFCI (field 2) indicated in the message in the new configuration.]

[FDD – If the RADIO LINK RECONFIGURATION PREPARE message does not include the *Length Of TFCI2* IE and the *Split Type* IE is present with the value "Hard", then the Node B shall assume the length of the TFCI (field 2) is 5 bits in the new configuration.]

~~[FDD – If the RADIO LINK RECONFIGURATION PREPARE message includes the *DSCH Common Information* IE, the Node B shall treat it as follows:]~~

~~— [FDD – If the *Enhanced DSCH PC Indicator* IE is included and set to "Enhanced DSCH PC Active in the UE", the Node B shall activate enhanced DSCH power control in accordance with ref. [10] subclause 5.2.2, if supported, using either:]~~

~~— [FDD – the *SSDT Cell Identity for EDSCHPC* IE in the *RL Information* IE, if the *SSDT Cell Identity* IE is not included in the *RL Information* IE or]~~

~~[FDD – the *SSDT Cell Identity IE* in the *RL Information IE*, if both the *SSDT Cell Identity IE* and the *SSDT Cell Identity for EDSCHPC IE* are included in the *RL Information IE*.]~~

~~[FDD – together with the *SSDT Cell Identity Length IE* in *UL DPCH Information IE*, and *Enhanced DSCH PC IE*, in the new configuration.]~~

[FDD - If the enhanced DSCH power control is activated and the TFCI power control in DSCH hard split mode is supported, the primary/secondary status determination in the enhanced DSCH power control is also applied to the TFCI power control in DSCH hard split mode.]

[FDD - If the RADIO LINK RECONFIGURATION PREPARE message includes the *Enhanced DSCH PC Indicator IE* set to "Enhanced DSCH PC not Active in the UE", the Node B shall deactivate enhanced DSCH power control in the new configuration.]

[TDD – USCH Addition/Modification/Deletion]:

- [TDD – If the RADIO LINK RECONFIGURATION PREPARE message includes USCH information for the USCHs to be added/modified/deleted then the Node B shall use this information to add/modify/delete the indicated USCH channels to/from the radio link, in the same way as the DCH info is used to add/modify/release DCHs.]
- [TDD – If the RADIO LINK RECONFIGURATION PREPARE message includes USCH information for the USCHs to be added/modified, if the *TNL QoS IE* is included and if ALCAP is not used, the Node B may use the *TNL QoS IE* to determine the transport bearer characteristics to apply between the Node B and the CRNC for the related USCHs.]
- [TDD – The Node B shall include in the RADIO LINK RECONFIGURATION READY message both the *Transport Layer Address IE* and the *Binding ID IE* for the transport bearer to be established for each USCH.]

RL Information:

If the RADIO LINK RECONFIGURATION PREPARE message includes the *RL Information IE*, the Node B shall treat it as follows:

- [FDD – When more than one DL DPDCH are assigned per RL, the segmented physical channel shall be mapped on to DL DPDCHs according to [8]. When p number of DL DPDCHs are assigned to each RL, the first pair of DL Scrambling Code and FDD DL Channelisation Code Number corresponds to "*PhCH number 1*", the second to "*PhCH number 2*", and so on until the p th to "*PhCH number p*".]
- ~~[FDD – If the *RL Information IE* includes the *SSDT Indication IE* set to "SSDT Active in the UE", the Node B may activate SSDT using the *SSDT Cell Identity IE* in the new configuration.]~~
- ~~[FDD – If the *RL Information IE* includes the *Qth Parameter IE* and the *SSDT Indication IE* set to "SSDT Active in the UE", the Node B shall use the *Qth Parameter IE*, if *Qth* signalling is supported, when SSDT is activated in the new configuration.]~~
- ~~[FDD – If the *RL Information IE* includes the *SSDT Indication IE* set to "SSDT not Active in the UE", the Node B shall deactivate SSDT in the new configuration.]~~
- [FDD – If the *RL Information IE* includes a *DL Code Information IE*, the Node B shall apply the values in the new configuration.]
- [FDD – If the *RL Information IE* contains the *Transmission Gap Pattern Sequence Code Information IE* in the *DL Code Information IE* for any of the allocated DL Channelisation Codes, the Node B shall apply the alternate scrambling code as indicated whenever the downlink compressed mode method SF/2 is active in the new configuration.]
- [FDD - If the *RL Information IE* includes the *Maximum DL Power* and/or the *Minimum DL Power* IEs, the Node B shall apply the values in the new configuration. During compressed mode, the δP_{curr} , as described in ref.[10] subclause 5.2.1.3, shall be added to the maximum DL power for the associated compressed frame.]
- [3.84 Mcps TDD - If the *DL CCTrCH To Add IE* is included, the Node B shall determine the maximum CCTrCH DL power for the DCH type CCTrCH by the following rule: If the *CCTrCH Maximum DL Transmission Power IE* is included for that CCTrCH, then the Node B shall use that power for the maximum CCTrCH DL power, otherwise the maximum CCTrCH DL power is the *Maximum Downlink Power IE* included

in the *RL Information IE*. If no *Maximum Downlink Power IE* is included (even if *CCTrCH Maximum DL Transmission Power IEs* are included), any maximum DL power stored for already existing DCH type CCTrCHs for this Node B Communication Context shall be applied.]

- [3.84 Mcps TDD - If the *DL CCTrCH To Add IE* is included, the Node B shall determine the minimum CCTrCH DL power for the DCH type CCTrCH by the following rule: If the *CCTrCH Minimum DL Transmission Power IE* is included for that CCTrCH, then the Node B shall use that power for the minimum CCTrCH DL power, otherwise the minimum CCTrCH DL power is the *Minimum Downlink Power IE* included in the *RL Information IE*. If no *Minimum Downlink Power IE* is included (even if *CCTrCH Minimum DL Transmission Power IEs* are included), any minimum DL power stored for already existing DCH type CCTrCHs for this Node B Communication Context shall be applied.]
- [3.84 Mcps TDD - If the *DL CCTrCH To Modify IE* is included and *Maximum CCTrCH DL Power to Modify IE* and/or *Minimum CCTrCH DL Power to Modify IE* are included, the Node B shall apply the values in the new configuration for this DCH type CCTrCH. If the *RL Information IE* includes *Maximum Downlink Power* and/or the *Minimum Downlink Power IEs*, the Node B shall apply the values for all other DCH type CCTrCHs of the radio link.]
- [1.28 Mcps TDD - If the *DL CCTrCH To Add IE* is included, the Node B shall determine the maximum DL power for each timeslot within a DCH type CCTrCH by the following rule: If the *Maximum DL Power IE* is included in the *DL Timeslot Information LCR IE* for that timeslot, then the Node B shall use that power for the maximum DL power, otherwise the maximum DL power is the *Maximum Downlink Power IE* included in the *RL Information IE*. The Node B shall store this value and not transmit with a higher power on any applicable DL DPCH. If no *Maximum Downlink Power IE* is included, any maximum DL power stored for already existing timeslots for this Node B Communication Context shall be applied.]
- [1.28 Mcps TDD - If the *DL CCTrCH To Add IE* is included, the Node B shall determine the minimum DL power for each timeslot within a DCH type CCTrCH by the following rule: If the *Minimum DL Power IE* is included in the *DL Timeslot Information LCR IE* for that timeslot, then the Node B shall use that power for the minimum DL power, otherwise the minimum DL power is the *Minimum Downlink Power IE* included in the *RL Information IE*. The Node B shall store this value and not transmit with a lower power on any applicable DL DPCH. If no *Minimum Downlink Power IE* is included, any minimum DL power stored for already existing timeslots for this Node B Communication Context shall be applied.]
- [1.28 Mcps TDD - If the *DL CCTrCH To Modify IE* is included and *Maximum DL Power to Modify LCR IE* and/or *Minimum DL Power to Modify LCR IE* are included, the Node B shall apply the values in the new configuration for this timeslot, if the *RL Information IE* includes *Maximum Downlink Power* and/or the *Minimum Downlink Power IEs*, the Node B shall apply the values in the new configuration for all other timeslots.]
- [3.84Mcps TDD – If the *RL Information IE* includes the *Initial DL Transmission Power IE*, the Node B shall determine the initial CCTrCH DL power for each DCH type CCTrCH by the following rule: If the *CCTrCH Initial DL Transmission Power IE* is included for that CCTrCH, then the Node B shall use that power for the initial CCTrCH DL power, otherwise the initial CCTrCH DL power is the *Initial DL Transmission Power IE* included in the *RL Information IE*. The Node B shall apply the determined initial CCTrCH DL power to the transmission on each DPCH of the CCTrCH when starting transmission on a new CCTrCH until the UL synchronisation on the Uu interface is achieved for the CCTrCH. If no *Initial DL Transmission Power IE* is included with a new CCTrCH (even if *CCTrCH Initial DL Transmission Power IEs* are included), the Node B shall use any transmission power level currently used on already existing CCTrCHs when starting transmission for a new CCTrCH. No inner loop power control shall be performed during this period. The DL power shall then vary according to the inner loop power control (see ref.[21], subclause 4.2.3.4).]
- [3.84Mcps TDD - The initial power, maximum power, and minimum power for a DSCH type CCTrCH to be added or modified, shall be determined as follows:
 - If the DSCH type CCTrCH is paired with an uplink CCTrCH(s) for inner loop power control, the minimum, maximum and initial power for each PDSCH is determined in the same way as described above for DCH type CCTrCHs.
 - If the DSCH type CCTrCH is not paired with an uplink CCTrCH(s) for inner loop power control, the PDSCH transmission power is DSCH Data Frame Protocol signalled [24], with the maximum value determined in the same way as described above for DCH type CCTrCHs. The minimum and initial powers, however, are subject to control by the CRNC via the frame protocol].

- [1.28 Mcps TDD – If the *RL Information* IE includes the *Initial DL Transmission Power* IE, the Node B shall determine the initial DL power for each timeslot in a DCH type CCTrCH by the following rule: If the *Initial DL Transmission Power* IE is included in the *DL Timeslot Information LCR* IE, then the Node B shall use that power for the initial DL power, otherwise the initial DL power is the *Initial DL Transmission Power* IE included in the *RL Information* IE. The Node B shall apply the given power to the transmission on each DL DPCH and on each Time Slot of the CCTrCH when starting transmission until the UL synchronisation on the Uu interface is achieved for the CCTrCH. If no *Initial DL Transmission Power* IE is included, the Node B shall use any transmission power level currently used on already existing timeslots for this Node B Communication Context. No inner loop power control shall be performed during this period. The DL power shall then vary according to the inner loop power control (see ref.[21], subclause 5.1.2.4).]
- [1.28Mcps TDD - If the *RL Information* IE includes the *Initial DL Transmission Power* IE, the Node B shall determine the initial DL power for each timeslot within the DSCH type CCTrCH by the following rule: If both the *CCTrCH Initial DL Transmission Power* IE and the *DL Time Slot ISCP Info LCR* IE are included then the Node B shall use that power for the PDSCH power, otherwise the PDSCH power is the *Initial DL Transmission Power* IE included in the *RL Information* IE. If *DL Time Slot ISCP info LCR* IE is present, the Node B shall use the indicated value when deciding the initial DL TX Power for each timeslot as specified in [21], it shall reduce the DL TX power in those downlink timeslots of the radio link where the interference is low, and increase the DL TX power in those timeslots where the interference is high, while keeping the total downlink power in the radio link unchanged. The Node B shall apply the given power to the transmission on each PDSCH and on each timeslot of the CCTrCH when starting transmission on a new CCTrCH until the UL synchronisation on the Uu interface is achieved for the CCTrCH. If no *Initial DL Transmission Power* IE is included with a new CCTrCH (even if *CCTrCH Initial DL Transmission Power* IEs are included), the Node B shall use any transmission power level currently used on already existing RL/timeslots when starting transmission for a new CCTrCH. No inner loop power control shall be performed during this period. The DL power shall then vary according to the inner loop power control (see ref.[21], subclause 5.1.2.4).]
- [1.28 Mcps TDD - If the *DL CCTrCH To Add* IE is included, the Node B shall determine the maximum DL power for each timeslot within a DSCH type CCTrCH by the following rule: If the *CCTrCH Maximum DL Transmission Power* IE is included then the Node B shall use that power for the maximum DL power, otherwise the maximum DL power is the *Maximum Downlink Power* IE included in the *RL Information* IE. The Node B shall store this value and not transmit with a higher power on any applicable DL PDSCH. If no *Maximum Downlink Power* IE is included, any maximum DL power stored for already existing timeslots for this Node B Communication Context shall be applied.]
- [1.28 Mcps TDD - If the *DL CCTrCH To Add* IE is included, the Node B shall determine the minimum DL power for each timeslot within a DSCH type CCTrCH by the following rule: If the *CCTrCH Minimum DL Transmission Power* IE is included then the Node B shall use that power for the minimum DL power, otherwise the minimum DL power is the *Minimum Downlink Power* IE included in the *RL Information* IE. The Node B shall store this value and not transmit with a lower power on any applicable DL PDSCH. If no *Minimum Downlink Power* IE is included, any minimum DL power stored for already existing timeslots for this Node B Communication Context shall be applied.]
- [1.28 Mcps TDD - If the *DL CCTrCH To Modify* IE is included and the *Maximum CCTrCH DL Power to Modify* IE and/or the *Minimum CCTrCH DL Power to Modify* IE are included, the Node B shall apply the values in the new configuration for this DSCH type CCTrCH, if the *RL Information* IE includes *Maximum Downlink Power* and/or the *Minimum Downlink Power* IEs, the Node B shall apply the values in the new configuration for all other timeslots.]
- [FDD- If the *RL Information* IE includes the *DL DPCH Timing Adjustment* IE, the Node B shall adjust the timing of the radio link accordingly in the new configuration.]
- [1.28Mcps TDD – If the *RL Information* IE message contains the *Uplink Synchronisation Parameters LCR* IE, the Node B shall use the indicated values of *Uplink Synchronisation Stepsize* IE and *Uplink Synchronisation Frequency* IE when evaluating the timing of the UL synchronisation.]

[TDD - PDSCH RL ID]:

- [TDD – If the RADIO LINK RECONFIGURATION PREPARE message includes the *PDSCH RL ID* IE then in the new configuration the Node B shall use the PDSCH and/or PUSCH in this radio link.]

Partially omitted

8.3.2.4 Abnormal Conditions

If only a subset of all the DCHs belonging to a set of co-ordinated DCHs is requested to be deleted, the Node B shall regard the Synchronised Radio Link Reconfiguration Preparation procedure as having failed and shall send the RADIO LINK RECONFIGURATION FAILURE message to the CRNC.

If more than one DCH of a set of co-ordinated DCHs has the *QE-Selector* IE set to "selected" [TDD – or no DCH of a set of co-ordinated DCHs has the *QE-Selector* IE set to "selected"], the Node B shall regard the Synchronised Radio Link Reconfiguration Preparation procedure as failed and shall respond with a RADIO LINK RECONFIGURATION FAILURE message.

~~[FDD – If the *RL Information IE* includes the *SSDT Indication IE* set to "SSDT Active in the UE" and SSDT is not active in the current configuration, the Node B shall regard the Synchronised Radio Link Reconfiguration Preparation procedure as failed if the *UL DPCH Information IE* does not include the *SSDT Cell Identity Length IE*. In this case, it shall respond with a RADIO LINK RECONFIGURATION FAILURE message.]~~

If the RADIO LINK RECONFIGURATION PREPARE message includes a *DCHs To Modify* IE or *DCHs To Add* IE with multiple *DCH Specific Info* IEs, and if the DCHs in the *DCHs To Modify* IE or *DCHs To Add* IE do not have the same *Transmission Time Interval* IE in the *Semi-Static Transport Format Information* IE, then the Node B shall reject the procedure using the RADIO LINK RECONFIGURATION FAILURE message.

[FDD - If the *RL Information IE* includes the *DL Reference Power* IE, but the power balancing is not active in the indicated RL(s), the Node B shall regard the Synchronised Radio Link Reconfiguration Preparation procedure as having failed and the Node B shall respond with the RADIO LINK RECONFIGURATION FAILURE message with the cause value "Power Balancing status not compatible".]

[FDD - If the power balancing is active with the Power Balancing Adjustment Type of the Node B Communication Context set to "Common" in the existing RL(s) but the RADIO LINK RECONFIGURATION PREPARE message includes more than one *DL Reference Power* IE, the Node B shall regard the Synchronised Radio Link Reconfiguration Preparation procedure as having failed and the Node B shall respond with the RADIO LINK RECONFIGURATION FAILURE message with the cause value "Power Balancing status not compatible".]

[FDD – If the RADIO LINK RECONFIGURATION PREPARE message includes the *Length Of TFCI2* IE but the *TFCI Signalling Option* IE is set to "Normal", then the Node B shall reject the procedure using the RADIO LINK RECONFIGURATION FAILURE message.]

[FDD – If the RADIO LINK RECONFIGURATION PREPARE message does not include the *Length Of TFCI2* IE but the *Split Type* IE is set to "Logical", then the Node B shall reject the procedure using the RADIO LINK RECONFIGURATION FAILURE message.]

[FDD – If the RADIO LINK RECONFIGURATION PREPARE message includes the *Split Type* IE set to the value "Hard" and the *Length Of TFCI2* IE set to the value "1", "2", "5", "8", "9" or "10", then the Node B shall reject the procedure using the RADIO LINK RECONFIGURATION FAILURE message.]

If the RADIO LINK RECONFIGURATION PREPARE message contains the *Transport Layer Address* IE or the *Binding ID* IE when establishing a transport bearer for any Transport Channel or HS-DSCH MAC-d flow being added, or any Transport Channel or HS-DSCH MAC-d flow being modified for which a new transport bearer was requested with the *Transport Bearer Request Indicator* IE, and not both are present for a transport bearer intended to be established, the Node B shall reject the procedure using the RADIO LINK RECONFIGURATION FAILURE message.

[FDD – If the RADIO LINK RECONFIGURATION PREPARE message is to modify UE channel estimation information for an existing RL and the modification is not allowed according to [10] subclause 4.3.2.1, the Node B shall reject the procedure using the RADIO LINK RECONFIGURATION FAILURE message.]

If the RADIO LINK RECONFIGURATION PREPARE message contains any of the *HS-DSCH Information To Modify* IE, *HS-DSCH MAC-d Flows To Add* IE or *HS-DSCH MAC-d Flows To Delete* IE in addition to the *HS-DSCH Information* IE, the Node B shall reject the procedure using the RADIO LINK RECONFIGURATION FAILURE message.

If the RADIO LINK RECONFIGURATION PREPARE message contains any of the *HS-DSCH Information To Modify* IE, *HS-DSCH MAC-d Flows To Add* IE, *HS-DSCH MAC-d Flows To Delete* IE or *HS-PDSCH RL ID* IE and the Serving HS-DSCH Radio Link is not in the Node B, the Node B shall reject the procedure using the RADIO LINK RECONFIGURATION FAILURE message.

If the RADIO LINK RECONFIGURATION PREPARE message includes the *HS-DSCH Information* IE and does not include the *HS-PDSCH RL-ID* IE, the Node B shall reject the procedure using the RADIO LINK RECONFIGURATION FAILURE message.

If the RADIO LINK RECONFIGURATION PREPARE message includes the *HS-DSCH Information To Modify* IE deleting the last remaining Priority Queue of an HS-DSCH MAC-d Flow, the Node B shall reject the procedure using the RADIO LINK RECONFIGURATION FAILURE message.

If the RADIO LINK RECONFIGURATION PREPARE message includes the *HS-PDSCH RL-ID* IE indicating a Radio Link not existing in the Node B Communication Context, the Node B shall reject the procedure using the RADIO LINK RECONFIGURATION FAILURE message.

[TDD - If multiple radio links exist within the Node B Communication Context and the RADIO LINK RECONFIGURATION PREPARE message does not include a *RL ID* IE within each *UL DPCH To Add Per RL* IE, *DL DPCH To Add Per RL* IE, *UL DPCH To Modify Per RL* IE, and *DL DPCH To Modify Per RL* IE that is present in the message, the Node B shall reject the procedure using the RADIO LINK RECONFIGURATION FAILURE message.]

If the RADIO LINK RECONFIGURATION PREPARE message contains any of the *HS-DSCH Information* IE, *HS-DSCH Information To Modify* IE, or *HS-DSCH MAC-d Flows To Add* IE and if in the new configuration the Priority Queues associated with the same *HS-DSCH MAC-d Flow ID* IE have the same *Scheduling Priority Indicator* IE value, the Node B shall reject the procedure using the RADIO LINK RECONFIGURATION FAILURE message.

[FDD – If the RADIO LINK RECONFIGURATION PREPARE message contains the *HS-DSCH Information* IE and if the *Measurement Power Offset* IE is not present, then the Node B shall reject the procedure using the RADIO LINK RECONFIGURATION FAILURE message.]

If the RADIO LINK RECONFIGURATION PREPARE message includes *HS-DSCH Information* IE and the HS-DSCH is already configured in the Node B Communication Context, the Node B shall reject the procedure using the RADIO LINK RECONFIGURATION FAILURE message.

9.1.36 RADIO LINK SETUP REQUEST

9.1.36.1 FDD message

IE/Group Name	Presence	Range	IE Type and Reference	Semantics Description	Criticality	Assigned Criticality
Message Discriminator	M		9.2.1.45		–	
Message Type	M		9.2.1.46		YES	reject
Transaction ID	M		9.2.1.62		–	
CRNC Communication Context ID	M		9.2.1.18	The reserved value "All CRNCCC" shall not be used.	YES	reject
UL DPCH Information		1			YES	reject
>UL Scrambling Code	M		9.2.2.59		–	
>Min UL Channelisation Code Length	M		9.2.2.22		–	
>Max Number of UL DPDCHs	C-CodeLen		9.2.2.21		–	
>Puncture Limit	M		9.2.1.50	For UL	–	
>TFCS	M		9.2.1.58	For UL	–	
>UL DPCCH Slot Format	M		9.2.2.57		–	
>UL SIR Target	M		UL SIR 9.2.1.67A		–	
>Diversity Mode	M		9.2.2.9		–	
>Not Used SSDT-Cell-ID- Length	O		NULL 9.2.2.45		–	
>Not Used S-Field- Length	O		NULL 9.2.2.40		–	
>DPC Mode	O		9.2.2.13C		YES	reject
DL DPCH Information		1			YES	reject
>TFCS	M		9.2.1.58	For DL	–	
>DL DPCH Slot Format	M		9.2.2.10		–	
>TFCI Signalling Mode	M		9.2.2.50		–	
>TFCI Presence	C-SlotFormat		9.2.1.57		–	
>Multiplexing Position	M		9.2.2.23		–	
>PDSCH RL ID	C-DSCH		RL ID 9.2.1.53		–	
>PDSCH Code Mapping	C-DSCH		9.2.2.25		–	
>Power Offset Information		1			–	
>>PO1	M		Power Offset 9.2.2.29	Power offset for the TFCI bits	–	
>>PO2	M		Power Offset 9.2.2.29	Power offset for the TPC bits	–	
>>PO3	M		Power Offset 9.2.2.29	Power offset for the pilot bits	–	
>FDD TPC DL Step Size	M		9.2.2.16		–	
>Limited Power Increase	M		9.2.2.18A		–	
>Inner Loop DL PC Status	M		9.2.2.18B		–	
DCH Information	M		DCH FDD Information 9.2.2.4D		YES	reject
DSCH Information	O		DSCH FDD Information 9.2.2.13B		YES	reject

TFCI2 Bearer Information		0..1			YES	ignore
>ToAWS	M		9.2.1.61		–	
>ToAWE	M		9.2.1.60		–	
>Binding ID	O		9.2.1.4	Shall be ignored if bearer establishment with ALCAP.	YES	ignore
>Transport Layer Address	O		9.2.1.63	Shall be ignored if bearer establishment with ALCAP.	YES	ignore
RL Information		1..<maxno ofRLs>			EACH	notify
>RL ID	M		9.2.1.53		–	
>C-ID	M		9.2.1.9		–	
>First RLS Indicator	M		9.2.2.16A		–	
>Frame Offset	M		9.2.1.31		–	
>Chip Offset	M		9.2.2.2		–	
>Propagation Delay	O		9.2.2.35		–	
>Diversity Control Field	C-NotFirstRL		9.2.1.25		–	
>DL Code Information	M		FDD DL Code Information 9.2.2.14A		–	
>Initial DL Transmission Power	M		DL Power 9.2.1.21	Initial power on DPCH	–	
>Maximum DL Power	M		DL Power 9.2.1.21	Maximum allowed power on DPCH	–	
>Minimum DL Power	M		DL Power 9.2.1.21	Minimum allowed power on DPCH	–	
>Not UsedSSDT-Cell-Identity	O		NULL9.2.2.44		–	
>Transmit Diversity Indicator	C-Diversity mode		9.2.2.53		–	
>SSDT-Cell-Identity-For-EDSCHPC	C-EDSCHPC		9.2.2.44A		YES	ignore
>RL Specific DCH Information	O		9.2.1.53G		YES	ignore
>Delayed Activation	O		9.2.1.24C		YES	reject
>Qth Parameter	O		9.2.2.36A		YES	ignore
>Primary CPICH Usage For Channel Estimation	O		9.2.2.33A		YES	ignore
Transmission Gap Pattern Sequence Information	O		9.2.2.53A		YES	reject
Active Pattern Sequence Information	O		9.2.2.A		YES	reject
DSCH Common Information	O		DSCH FDD Common Information 9.2.2.13D		YES	ignore
DL Power Balancing Information	O		9.2.2.12B		YES	ignore
HS-DSCH Information	O		HS-DSCH FDD Information 9.2.2.18D		YES	reject
HS-DSCH-RNTI	C-		9.2.1.31J		YES	reject

	InfoHSDS CH					
HS-PDSCH RL ID	C- InfoHSDS CH		RL ID 9.2.1.53		YES	reject

Condition	Explanation
CodeLen	The IE shall be present if <i>Min UL Channelisation Code Length</i> IE equals to 4.
NotFirstRL	The IE shall be present if the RL is not the first one in the <i>RL Information</i> IE.
DSCH	The IE shall be present if the <i>DSCH Information</i> IE is present.
SlotFormat	The IE shall be present if the <i>DL DPCH Slot Format</i> IE is equal to any of the values from 12 to 16.
Diversity mode	The IE shall be present if <i>Diversity Mode</i> IE in <i>UL DPCH Information</i> IE is not set to "none".
EDSCHPC	The IE shall be present if <i>Enhanced DSCH PC</i> IE is present in the <i>DSCH Common Information</i> IE.
InfoHSDSCH	The IE shall be present if <i>HS-DSCH Information</i> IE is present.

Range Bound	Explanation
<i>MaxnoofRLs</i>	Maximum number of RLs for one UE

9.1.39 RADIO LINK ADDITION REQUEST



9.1.39.1 FDD Message

IE/Group Name	Presence	Range	IE Type and Reference	Semantics Description	Criticality	Assigned Criticality
Message Discriminator	M		9.2.1.45		–	
Message Type	M		9.2.1.46		YES	reject
Transaction ID	M		9.2.1.62		–	
Node B Communication Context ID	M		9.2.1.48	The reserved value "All NBCC" shall not be used.	YES	reject
Compressed Mode Deactivation Flag	O		9.2.2.3A		YES	reject
RL Information		<i>1..<maxno ofRLs-1></i>			EACH	notify
>RL ID	M		9.2.1.53		–	
>C-ID	M		9.2.1.9		–	
>Frame Offset	M		9.2.1.31		–	
>Chip Offset	M		9.2.2.2		–	
>Diversity Control Field	M		9.2.1.25		–	
>DL Code Information	M		FDD DL Code Information 9.2.2.14A		–	
>Initial DL Transmission Power	O		DL Power 9.2.1.21	Initial power on DPCH	–	
>Maximum DL Power	O		DL Power 9.2.1.21	Maximum allowed power on DPCH	–	
>Minimum DL Power	O		DL Power 9.2.1.21	Minimum allowed power on DPCH	–	
> Not Used SSDT-Cell-Identity	O		NULL 9.2.2.44		–	
>Transmit Diversity Indicator	O		9.2.2.53		–	
>DL Reference Power	O		DL power 9.2.1.21	Power on DPCH	YES	ignore
>RL Specific DCH Information	O		9.2.1.53G		YES	ignore
>Delayed Activation	O		9.2.1.24C		YES	reject
> Qth Parameter	O		9.2.2.36A		YES	ignore
>Primary CPICH Usage For Channel Estimation	O		9.2.2.33A		YES	ignore

Range Bound	Explanation
<i>MaxnoofRLs</i>	Maximum number of RLs for one UE

9.1.42 RADIO LINK RECONFIGURATION PREPARE

9.1.42.1 FDD Message

IE/Group Name	Presence	Range	IE Type and Reference	Semantics Description	Criticality	Assigned Criticality
Message Discriminator	M		9.2.1.45		–	
Message Type	M		9.2.1.46		YES	reject
Transaction ID	M		9.2.1.62		–	
Node B Communication Context ID	M		9.2.1.48	The reserved value "All NBCC" shall not be used.	YES	reject
UL DPCH Information		<i>0..1</i>			YES	reject
>UL Scrambling Code	O		9.2.2.59		–	
>UL SIR Target	O		UL SIR 9.2.1.67A		–	
>Min UL Channelisation Code Length	O		9.2.2.22		–	
>Max Number of UL DPDCHs	C-CodeLen		9.2.2.21		–	
>Puncture Limit	O		9.2.1.50	For UL	–	
>TFCS	O		9.2.1.58		–	
>UL DPCCH Slot Format	O		9.2.2.57		–	
>Diversity Mode	O		9.2.2.9		–	
> Not Used SSDT Cell Identity Length			NULL 9.2.2.45		–	
> Not Used S-Field Length			NULL 9.2.2.40		–	
DL DPCH Information		<i>0..1</i>			YES	reject
>TFCS	O		9.2.1.58		–	
>DL DPCH Slot Format	O		9.2.2.10		–	
>TFCI Signalling Mode	O		9.2.2.50		–	
>TFCI Presence	C-SlotFormat		9.2.1.57		–	
>Multiplexing Position	O		9.2.2.23		–	
>PDSCH Code Mapping	O		9.2.2.25		–	
>PDSCH RL ID	O		RL ID 9.2.1.53		–	
>Limited Power Increase	O		9.2.2.18A		–	
DCHs To Modify	O		DCHs FDD To Modify 9.2.2.4E		YES	reject
DCHs To Add	O		DCH FDD Information 9.2.2.4D		YES	reject
DCHs To Delete		<i>0..<maxno ofDCHs></i>			GLOBAL	reject
>DCH ID	M		9.2.1.20		–	
DSCH To Modify		<i>0..<maxno ofDSCHs></i>			EACH	reject
>DSCH ID	M		9.2.1.27		–	
>Transport Format Set	O		9.2.1.59	For the DL.	–	
>Allocation/Retention Priority	O		9.2.1.1A		–	
>Frame Handling Priority	O		9.2.1.30		–	
>ToAWS	O		9.2.1.61		–	
>ToAWE	O		9.2.1.60		–	

>Transport Bearer Request Indicator	M		9.2.1.62A		–	
>Binding ID	O		9.2.1.4	Shall be ignored if bearer establishment with ALCAP.	YES	ignore
>Transport Layer Address	O		9.2.1.63	Shall be ignored if bearer establishment with ALCAP.	YES	ignore
DSCH To Add	O		DSCH FDD Information 9.2.2.13B		YES	reject
DSCH To Delete		<i>0..<maxno ofDSCHs></i>			EACH	reject
>DSCH ID	M		9.2.1.27		–	
TFCI2 Bearer Information		<i>0..1</i>			YES	reject
>CHOICE TFCI2 Bearer Action	M				–	
>>Add or modify					–	
>>>ToAWS	M		9.2.1.61		–	
>>>ToAWE	M		9.2.1.60		–	
>>>TFCI2 Bearer Request Indicator	O		9.2.1.56C		YES	reject
>>>Binding ID	O		9.2.1.4	Shall be ignored if bearer establishment with ALCAP.	YES	ignore
>>>Transport Layer Address	O		9.2.1.63	Shall be ignored if bearer establishment with ALCAP.	YES	ignore
>>Delete			NULL		–	
RL Information		<i>0..<maxno ofRLs></i>			EACH	reject
>RL ID	M		9.2.1.53		–	
>DL Code Information	O		FDD DL Code Information 9.2.2.14A		–	
>Maximum DL Power	O		DL Power 9.2.1.21	Maximum allowed power on DPCH	–	
>Minimum DL Power	O		DL Power 9.2.1.21	Minimum allowed power on DPCH	–	
> Not Used SSDT Indication	O		NULL 9.2.2.47		–	
> Not Used SSDT Cell Identity	O C-SSDTIndN		NULL 9.2.2.44		–	
>Transmit Diversity Indicator	C-Diversity mode		9.2.2.53		–	
> SSDT Cell Identity For EDSCHPC	C EDSCHPC		9.2.2.44A		YES	ignore
>DL Reference Power	O		DL Power 9.2.1.21	Power on DPCH	YES	ignore
>RL Specific DCH Information	O		9.2.1.53G		YES	ignore

>DL DPCH Timing Adjustment	O		9.2.2.10A	Required RL Timing Adjustment	YES	reject
>Qth Parameter	O		9.2.2.36A		YES	ignore
>Primary CPICH Usage For Channel Estimation	O		9.2.2.33A		YES	ignore
>Secondary CPICH Information Change	O		9.2.2.43A		YES	ignore
Transmission Gap Pattern Sequence Information	O		9.2.2.53A		YES	reject
DSCH Common Information	O		DSCH FDD Common Information 9.2.2.13D		YES	ignore
Signalling Bearer Request Indicator	O		9.2.1.55A		YES	reject
HS-DSCH Information	O		HS-DSCH FDD Information 9.2.2.18D		YES	reject
HS-DSCH Information To Modify	O		9.2.1.31H		YES	reject
HS-DSCH MAC-d Flows To Add	O		HS-DSCH MAC-d Flows Information 9.2.1.31IA		YES	reject
HS-DSCH MAC-d Flows To Delete	O		9.2.1.31IB		YES	reject
HS-DSCH-RNTI	C- HSDSCH RadioLink		9.2.1.31J		YES	reject
HS-PDSCH RL ID	O		RL ID 9.2.1.53		YES	reject

Condition	Explanation
SSDTIndON	The IE shall be present if the <i>SSDT Indication</i> IE is set to "SSDT Active in the UE".
CodeLen	The IE shall be present if the <i>Min UL Channelisation Code Length</i> IE is equal to 4.
SlotFormat	The IE shall be present if the <i>DL DPCH Slot Format</i> IE is equal to any of the values from 12 to 16.
Diversity mode	The IE shall be present if the <i>Diversity Mode</i> IE is present in the <i>UL DPCH Information</i> IE and is not set to "none".
EDSCHPC	The IE shall be present if the <i>Enhanced DSCH PC</i> IE is present in the <i>DSCH Common Information</i> IE.
HSDSCHRadio Link	The IE shall be present if <i>HS-PDSCH RL ID</i> IE is present.

Range Bound	Explanation
<i>MaxnoofDCHs</i>	Maximum number of DCHs for a UE
<i>MaxnoofDSCHs</i>	Maximum number of DSCHs for a UE
<i>MaxnoofRLs</i>	Maximum number of RLs for a UE

9.2.2.36A Qth Parameter

~~Void~~ This parameter indicates the Quality threshold for reliable detection of Primary Cell ID in SS DT [10].

IE/Group Name	Presence	Range	IE Type and Reference	Semantics Description
Qth Parameter			INTEGER (-20..0)	Unit: dB Range: -20 .. 0 dB Step: 1 dB

9.2.2.37 RACH Slot Format

IE/Group Name	Presence	Range	IE Type and Reference	Semantics Description
RACH Slot Format			ENUMERATED (0..3,...)	See ref. [7].

9.2.2.38 RACH Sub Channel Numbers

IE/Group Name	Presence	Range	IE Type and Reference	Semantics Description
RACH Sub Channel Numbers			BIT STRING (12)	Each bit indicates availability for a subchannel, where the subchannels are numbered "subchannel 0" to "subchannel 11". The value 1 of a bit indicates that the corresponding subchannel is available and the value 0 indicates that it is not available. The order of bits is to be interpreted according to subclause 9.3.4.

9.2.2.39 RL Set ID

The RL Set ID uniquely identifies one RL Set within a Node B Communication Context.

IE/Group Name	Presence	Range	IE Type and Reference	Semantics Description
RL Set ID			INTEGER (0..31)	

9.2.2.39A Received Total Wide Band Power

The Received total wide band power indicates the UL interference at a certain cell under CRNC, see ref. [4].

IE/Group Name	Presence	Range	IE Type and Reference	Semantics Description
Received Total Wide Band Power			INTEGER (0..621)	According to mapping in [22].

9.2.2.40 S-Field Length

~~Void~~ The UE uses the S Field of the UL-DPCCH slot to send the SS DT Cell ID to the network.

IE/Group Name	Presence	Range	IE Type and Reference	Semantics Description
S-Field Length			ENUMERATED- (1, 2,...)	

9.2.2.41 Scrambling Code Change

Void.

9.2.2.42 Scrambling Code Number

IE/Group Name	Presence	Range	IE Type and Reference	Semantics Description
Scrambling Code Number			INTEGER (0..15)	Identification of scrambling code see ref. [9].

9.2.2.43 Secondary CCPCH Slot Format

IE/Group Name	Presence	Range	IE Type and Reference	Semantics Description
Secondary CCPCH Slot Format			INTEGER (0..17,...)	

9.2.2.43A Secondary CPICH Information Change

The *Secondary CPICH Information Change* IE indicates modification of information of the Secondary CPICH for channel estimation.

IE/Group Name	Presence	Range	IE Type and Reference	Semantics Description
CHOICE <i>Secondary CPICH Information Change</i>	M			
>New <i>Secondary CPICH</i>				
>>Secondary CPICH Information	M		Common Physical Channel ID 9.2.1.13	
>Secondary CPICH Shall Not Be Used			NULL	

9.2.2.44 SSDT Cell Identity

~~Void~~The SSDT Cell ID is a temporary ID for SSDT assigned to a cell.

IE/Group Name	Presence	Range	IE Type and Reference	Semantics Description
SSDT Cell Identity			ENUMERATED- (a, b,..., h)	

9.2.2.44A SSDT Cell Identity For EDSCHPC

~~Void~~The SSDT Cell Identity for EDSCHPC is a temporary ID for enhanced DSCH power control assigned to a cell.

IE/Group Name	Presence	Range	IE Type and Reference	Semantics Description
SSDT Cell Identity For EDSCHPC			SSDT Cell Identity 9.2.2.44	

9.2.2.45 SSDT Cell ID Length

~~Void~~The SSDT Cell ID Length parameter shows the length of the SSDT Cell ID.

IE/Group Name	Presence	Range	IE Type and Reference	Semantics Description
CellID Length			ENUMERATED (Short, Medium, Long)	

9.2.2.46 SSDT Support Indicator

The SSDT Support Indicator indicates whether a RL supports SSDT or not.

IE/Group Name	Presence	Range	IE Type and Reference	Semantics Description
SSDT Support Indicator			ENUMERATED (Not UsedSSDT-Supported, SSDT Not Supported)	The SSDT Support Indicator IE shall never be set to "Not Used". If received it shall be rejected.

9.2.2.47 SSDT Indication

~~Void~~The SSDT Indication indicates whether SSDT is in use by the UE or not.

IE/Group Name	Presence	Range	IE Type and Reference	Semantics Description
SSDT Indication			ENUMERATED (SSDT Active in the UE, SSDT Not Active in the UE)	

9.3.3 PDU Definitions

```

-- *****
--
-- PDU definitions for NBAP.
--
-- *****

NBAP-PDU-Contents {
itu-t (0) identified-organization (4) etsi (0) mobileDomain (0)
umts-Access (20) modules (3) nbap (2) version1 (1) nbap-PDU-Contents (1) }

DEFINITIONS AUTOMATIC TAGS ::=

BEGIN

-- *****
--
-- IE parameter types from other modules.
--
-- *****

IMPORTS
    Active-Pattern-Sequence-Information,
    AddorDeleteIndicator,
    AICH-Power,
    AICH-TransmissionTiming,
    AllocationRetentionPriority,
    APPreambleSignature,
    APSubChannelNumber,
    AvailabilityStatus,
    BCCH-ModificationTime,
    BindingID,
    BlockingPriorityIndicator,
    SCTD-Indicator,
    Cause,
    CCTrCH-ID,
    CDSubChannelNumbers,
    CellParameterID,
    CellSyncBurstCode,
    CellSyncBurstCodeShift,
    CellSyncBurstRepetitionPeriod,
    CellSyncBurstSIR,
    CellSyncBurstTiming,
    CellSyncBurstTimingThreshold,
    CFN,
    Channel-Assignment-Indication,
    ChipOffset,
    C-ID,
    Closedlooptimingadjustmentmode,

```

Error! No text of specified style in document.

Error! No text of specified style in document.

CommonChannelsCapacityConsumptionLaw,
Compressed-Mode-Deactivation-Flag,
CommonMeasurementAccuracy,
CommonMeasurementType,
CommonMeasurementValue,
CommonMeasurementValueInformation,
CommonPhysicalChannelID,
Common-PhysicalChannel-Status-Information,
Common-TransportChannel-Status-Information,
CommonTransportChannelID,
CommonTransportChannel-InformationResponse,
CommunicationControlPortID,
ConfigurationGenerationID,
ConstantValue,
CriticalityDiagnostics,
CPCH-Allowed-Total-Rate,
CPCHScramblingCodeNumber,
CPCH-UL-DPCCH-SlotFormat,
CRNC-CommunicationContextID,
CSBMeasurementID,
CSBTransmissionID,
DCH-FDD-Information,
DCH-InformationResponse,
DCH-ID,
FDD-DCHs-to-Modify,
TDD-DCHs-to-Modify,
DCH-TDD-Information,
DedicatedChannelsCapacityConsumptionLaw,
DedicatedMeasurementType,
DedicatedMeasurementValue,
DedicatedMeasurementValueInformation,
DelayedActivation,
DelayedActivationUpdate,
DiversityControlField,
DiversityMode,
DL-DPCH-SlotFormat,
DL-DPCH-TimingAdjustment,
DL-or-Global-CapacityCredit,
DL-Power,
DL-PowerBalancing-Information,
DL-PowerBalancing-ActivationIndicator,
DLPowerAveragingWindowSize,
DL-PowerBalancing-UpdatedIndicator,
DL-ScramblingCode,
DL-TimeslotISCP,
DL-Timeslot-Information,
DL-TimeslotLCR-Information,
DL-TimeslotISCPInfo,
DL-TimeslotISCPInfoLCR,
DL-TPC-Pattern01Count,
DPC-Mode,
DPCH-ID,
DSCH-ID,

Error! No text of specified style in document.

35

Error! No text of specified style in document.

DSCH-FDD-Common-Information,
DSCH-FDD-Information,
DSCH-InformationResponse,
DSCH-TDD-Information,
DwPCH-Power,
End-Of-Audit-Sequence-Indicator,
EnhancedDSCHPC,
EnhancedDSCHPCCounter,
EnhancedDSCHPCIndicator,
EnhancedDSCHPCWnd,
EnhancedDSCHPowerOffset,
FDD-DL-ChannelisationCodeNumber,
FDD-DL-CodeInformation,
FDD-S-CCPCH-Offset,
FDD-TPC-DownlinkStepSize,
FirstRLS-Indicator,
FNReportingIndicator,
FPACH-Power,
FrameAdjustmentValue,
FrameHandlingPriority,
FrameOffset,
HSDPA-Capability,
HS-PDSCH-FDD-Code-Information,
HS-SCCH-ID,
HS-SCCH-FDD-Code-Information,
HS-SICH-ID,
IB-OC-ID,
IB-SG-DATA,
IB-SG-POS,
IB-SG-REP,
IB-Type,
InformationExchangeID,
InformationReportCharacteristics,
InformationType,
InnerLoopDLPCStatus,
IPDL-FDD-Parameters,
IPDL-TDD-Parameters,
IPDL-Indicator,
IPDL-TDD-Parameters-LCR,
LimitedPowerIncrease,
Local-Cell-ID,
MaximumDL-PowerCapability,
MaximumPDSCH-Power,
MaximumTransmissionPower,
Max-Number-of-PCPCHes,
MaxNrOfUL-DPDCHs,
MaxPRACH-MidambleShifts,
MeasurementFilterCoefficient,
MeasurementID,
MidambleAllocationMode,
MidambleShiftAndBurstType,
MidambleShiftLCR,
MinimumDL-PowerCapability,

Error! No text of specified style in document.

36

Error! No text of specified style in document.

MinSpreadingFactor,
MinUL-ChannelisationCodeLength,
MultiplexingPosition,
NEOT,
NCyclesPerSFNperiod,
NFmax,
NRepetitionsPerCyclePeriod,
N-INSYNC-IND,
N-OUTSYNC-IND,
NeighbouringCellMeasurementInformation,
NeighbouringFDDCellMeasurementInformation,
NeighbouringTDDCellMeasurementInformation,
NodeB-CommunicationContextID,
NumberOfReportedCellPortions,
NStartMessage,
NSubCyclesPerCyclePeriod,
PagingIndicatorLength,
PayloadCRC-PresenceIndicator,
PCCPCH-Power,
PCP-Length,
PDSCH-CodeMapping,
PDSCHSet-ID,
PDSCH-ID,
PICH-Mode,
PICH-Power,
PowerAdjustmentType,
PowerOffset,
PowerRaiseLimit,
PRACH-Midamble,
PreambleSignatures,
PreambleThreshold,
PredictedSFNSFNDeviationLimit,
PredictedTUTRANGPSDeviationLimit,
PrimaryCPICH-Power,
PrimaryCPICH-Usage-for-Channel-Estimation,
PrimaryScramblingCode,
PropagationDelay,
SCH-TimeSlot,
PunctureLimit,
PUSCHSet-ID,
PUSCH-ID,
QE-Selector,
Qth-Parameter,
RACH-SlotFormat,
RACH-SubChannelNumbers,
ReferenceClockAvailability,
ReferenceSFNoffset,
RepetitionLength,
RepetitionPeriod,
ReportCharacteristics,
RequestedDataValue,
RequestedDataValueInformation,
ResourceOperationalState,

Error! No text of specified style in document.

37

Error! No text of specified style in document.

RL-Set-ID,
RL-ID,
RL-Specific-DCH-Info,
Received-total-wide-band-power-Value,
AdjustmentPeriod,
ScaledAdjustmentRatio,
MaxAdjustmentStep,
RNC-ID,
ScramblingCodeNumber,
Secondary-CPICH-Information-Change,
SecondaryCCPCH-SlotFormat,
Segment-Type,
~~S-FieldLength,~~
SFN,
SFNSFNChangeLimit,
SFNSFNDriftRate,
SFNSFNDriftRateQuality,
SFNSFNQuality,
ShutdownTimer,
SIB-Originator,
SpecialBurstScheduling,
SignallingBearerRequestIndicator,
~~SSTD-Cell-Identity,~~
~~SSTD-CellID-Length,~~
~~SSTD-Indication,~~
Start-Of-Audit-Sequence-Indicator,
STTD-Indicator,
SSTD-SupportIndicator,
SyncCase,
SYNCD1CodeId,
SyncFrameNumber,
SynchronisationReportCharacteristics,
SynchronisationReportType,
T-Cell,
T-RLFAILURE,
TDD-ChannelisationCode,
TDD-ChannelisationCodeLCR,
TDD-DL-Code-LCR-Information,
TDD-DPCHOffset,
TDD-TPC-DownlinkStepSize,
TDD-PhysicalChannelOffset,
TDD-UL-Code-LCR-Information,
TFCI2-BearerInformationResponse,
TFCI2BearerRequestIndicator,
TFCI-Coding,
TFCI-Presence,
TFCI-SignallingMode,
TFCS,
TimeSlot,
TimeSlotLCR,
TimeSlotDirection,
TimeSlotStatus,
TimingAdjustmentValue,

Error! No text of specified style in document.

38

Error! No text of specified style in document.

TimingAdvanceApplied,
TnlQos,
ToAWE,
ToAWS,
TransmissionDiversityApplied,
TransmitDiversityIndicator,

TransmissionGapPatternSequenceCodeInformation,
Transmission-Gap-Pattern-Sequence-Information,
TransportBearerRequestIndicator,
TransportFormatSet,
TransportLayerAddress,
TSTD-Indicator,
TUTRANGPS,
TUTRANGPSChangeLimit,
TUTRANGPSDriftRate,
TUTRANGPSDriftRateQuality,
TUTRANGPSQuality,
UARFCN,
UC-Id,
USCH-Information,
USCH-InformationResponse,
UL-CapacityCredit,
UL-DPCCH-SlotFormat,
UL-SIR,
UL-FP-Mode,
UL-PhysCH-SF-Variation,
UL-ScramblingCode,
UL-Timeslot-Information,
UL-TimeslotLCR-Information,
UL-TimeSlot-ISCP-Info,
UL-TimeSlot-ISCP-LCR-Info,
UL-TimeslotISCP-Value,
UL-TimeslotISCP-Value-IncrDecrThres,
USCH-ID,
HSDSCH-FDD-Information,
HSDSCH-FDD-Information-Response,
HSDSCH-Information-to-Modify,
HSDSCH-Information-to-Modify-Unsynchronised,
HSDSCH-MACdFlow-ID,
HSDSCH-MACdFlows-Information,
HSDSCH-MACdFlows-to-Delete,
HSDSCH-RNTI,
HSDSCH-TDD-Information,
HSDSCH-TDD-Information-Response,
PrimaryCCPCH-RSCP,
HSDSCH-FDD-Update-Information,
HSDSCH-TDD-Update-Information,
UL-Synchronisation-Parameters-LCR,
TDD-DL-DPCH-TimeSlotFormat-LCR,
TDD-UL-DPCH-TimeSlotFormat-LCR,
TDD-TPC-UplinkStepSize-LCR,
CellSyncBurstTimingLCR,

Error! No text of specified style in document.

Error! No text of specified style in document.

```
TimingAdjustmentValueLCR,  
PrimaryCCPCH-RSCP-Delta  
FROM NBAP-IEs
```

```
PrivateIE-Container{ },  
ProtocolExtensionContainer{ },  
ProtocolIE-Container{ },  
ProtocolIE-Single-Container{ },  
ProtocolIE-ContainerList{ },  
NBAP-PRIVATE-IES,  
NBAP-PROTOCOL-IES,  
NBAP-PROTOCOL-EXTENSION  
FROM NBAP-Containers
```

```
id-Active-Pattern-Sequence-Information,  
id-AdjustmentRatio,  
id-AICH-Information,  
id-AICH-ParametersListIE-CTCH-ReconfRqstFDD,  
id-AP-AICH-Information,  
id-AP-AICH-ParametersListIE-CTCH-ReconfRqstFDD,  
id-BCH-Information,  
id-BCCH-ModificationTime,  
id-bindingID,  
id-BlockingPriorityIndicator,  
id-Cause,  
id-CauseLevel-PSCH-ReconfFailure,  
id-CauseLevel-RL-AdditionFailureFDD,  
id-CauseLevel-RL-AdditionFailureTDD,  
id-CauseLevel-RL-ReconfFailure,  
id-CauseLevel-RL-SetupFailureFDD,  
id-CauseLevel-RL-SetupFailureTDD,  
id-CauseLevel-SyncAdjustmntFailureTDD,  
id-CCP-InformationItem-AuditRsp,  
id-CCP-InformationList-AuditRsp,  
id-CCP-InformationItem-ResourceStatusInd,  
id-CCTrCH-InformationItem-RL-FailureInd,  
id-CCTrCH-InformationItem-RL-RestoreInd,  
id-CCTrCH-Initial-DL-Power-RL-AdditionRqstTDD,  
id-CCTrCH-Initial-DL-Power-RL-ReconfPrepTDD,  
id-CCTrCH-Initial-DL-Power-RL-SetupRqstTDD,  
id-CDCA-ICH-Information,  
id-CDCA-ICH-ParametersListIE-CTCH-ReconfRqstFDD,  
id-CellAdjustmentInfo-SyncAdjustmntRqstTDD,  
id-CellAdjustmentInfoItem-SyncAdjustmentRqstTDD,  
id-Cell-InformationItem-AuditRsp,  
id-Cell-InformationItem-ResourceStatusInd,  
id-Cell-InformationList-AuditRsp,  
id-CellParameterID,  
id-CellSyncBurstTransInit-CellSyncInitiationRqstTDD,  
id-CellSyncBurstMeasureInit-CellSyncInitiationRqstTDD,  
id-cellSyncBurstRepetitionPeriod,  
id-CellSyncBurstTransReconfiguration-CellSyncReconfRqstTDD,  
id-CellSyncBurstTransReconfInfo-CellSyncReconfRqstTDD,
```

Error! No text of specified style in document.

Error! No text of specified style in document.

id-CellSyncBurstMeasReconfiguration-CellSyncReconfRqstTDD,
id-CellSyncBurstMeasInfoList-CellSyncReconfRqstTDD,
id-CellSyncBurstInfoList-CellSyncReconfRqstTDD,
id-CellSyncInfo-CellSyncReprtTDD,
id-CFN,
id-CFNReportingIndicator,
id-C-ID,
id-Closed-Loop-Timing-Adjustment-Mode,
id-CommonMeasurementAccuracy,
id-CommonMeasurementObjectType-CM-Rprt,
id-CommonMeasurementObjectType-CM-Rqst,
id-CommonMeasurementObjectType-CM-Rsp,
id-CommonMeasurementType,
id-CommonPhysicalChannelID,
id-CommonPhysicalChannelType-CTCH-ReconfRqstFDD,
id-CommonPhysicalChannelType-CTCH-SetupRqstFDD,
id-CommonPhysicalChannelType-CTCH-SetupRqstTDD,
id-CommunicationContextInfoItem-Reset,
id-CommunicationControlPortID,
id-CommunicationControlPortInfoItem-Reset,
id-Compressed-Mode-Deactivation-Flag,
id-ConfigurationGenerationID,
id-CPCH-Information,
id-CPCH-Parameters-CTCH-SetupRsp,
id-CPCH-ParametersListIE-CTCH-ReconfRqstFDD,
id-CRNC-CommunicationContextID,
id-CriticalityDiagnostics,
id-CSBTransmissionID,
id-CSBMeasurementID,
id-DCHs-to-Add-FDD,
id-DCHs-to-Add-TDD,
id-DCH-AddList-RL-ReconfPrepTDD,
id-DCH-DeleteList-RL-ReconfPrepFDD,
id-DCH-DeleteList-RL-ReconfPrepTDD,
id-DCH-DeleteList-RL-ReconfRqstFDD,
id-DCH-DeleteList-RL-ReconfRqstTDD,
id-DCH-FDD-Information,
id-DCH-TDD-Information,
id-DCH-InformationResponse,
id-DCH-RearrangeList-Bearer-RearrangeInd,
id-DSCH-RearrangeList-Bearer-RearrangeInd,
id-FDD-DCHs-to-Modify,
id-TDD-DCHs-to-Modify,
id-DedicatedMeasurementObjectType-DM-Rprt,
id-DedicatedMeasurementObjectType-DM-Rqst,
id-DedicatedMeasurementObjectType-DM-Rsp,
id-DedicatedMeasurementType,
id-DelayedActivation,
id-DelayedActivationList-RL-ActivationCmdFDD,
id-DelayedActivationList-RL-ActivationCmdTDD,
id-DelayedActivationInformation-RL-ActivationCmdFDD,
id-DelayedActivationInformation-RL-ActivationCmdTDD,
id-DL-CCTrCH-InformationAddList-RL-ReconfPrepTDD,

Error! No text of specified style in document.

Error! No text of specified style in document.

id-DL-CCTrCH-InformationDeleteItem-RL-ReconfRqstTDD,
id-DL-CCTrCH-InformationDeleteList-RL-ReconfPrepTDD,
id-DL-CCTrCH-InformationDeleteList-RL-ReconfRqstTDD,
id-DL-CCTrCH-InformationItem-RL-SetupRqstTDD,
id-DL-CCTrCH-InformationList-RL-AdditionRqstTDD,
id-DL-CCTrCH-InformationList-RL-SetupRqstTDD,
id-DL-CCTrCH-InformationModifyItem-RL-ReconfRqstTDD,
id-DL-CCTrCH-InformationModifyList-RL-ReconfPrepTDD,
id-DL-CCTrCH-InformationModifyList-RL-ReconfRqstTDD,
id-DL-DPCH-InformationAddListIE-RL-ReconfPrepTDD,
id-DL-DPCH-InformationItem-RL-AdditionRqstTDD,
id-DL-DPCH-InformationList-RL-SetupRqstTDD,
id-DL-DPCH-InformationModify-AddListIE-RL-ReconfPrepTDD,
id-DL-DPCH-InformationModify-DeleteListIE-RL-ReconfPrepTDD,
id-DL-DPCH-InformationModify-ModifyListIE-RL-ReconfPrepTDD,
id-DL-DPCH-Information-RL-ReconfPrepFDD,
id-DL-DPCH-Information-RL-ReconfRqstFDD,
id-DL-DPCH-Information-RL-SetupRqstFDD,
id-DL-DPCH-TimingAdjustment,
id-DL-PowerBalancing-Information,
id-DL-PowerBalancing-ActivationIndicator,
id-DL-ReferencePowerInformationItem-DL-PC-Rqst,
id-DL-PowerBalancing-UpdatedIndicator,
id-DLReferencePower,
id-DLReferencePowerList-DL-PC-Rqst,
id-DL-TPC-Pattern01Count,
id-DPC-Mode,
id-DPCHConstant,
id-DSCH-AddItem-RL-ReconfPrepFDD,
id-DSCHs-to-Add-FDD,
id-DSCH-DeleteItem-RL-ReconfPrepFDD,
id-DSCH-DeleteList-RL-ReconfPrepFDD,
id-DSCHs-to-Add-TDD,
id-DSCH-Information-DeleteList-RL-ReconfPrepTDD,
id-DSCH-Information-ModifyList-RL-ReconfPrepTDD,
id-DSCH-InformationResponse,
id-DSCH-FDD-Information,
id-DSCH-FDD-Common-Information,
id-DSCH-TDD-Information,
id-DSCH-ModifyItem-RL-ReconfPrepFDD,
id-DSCH-ModifyList-RL-ReconfPrepFDD,
id-End-Of-Audit-Sequence-Indicator,
id-EnhancedDSCHPC,
id-EnhancedDSCHPCIndicator,
id-FACH-Information,
id-FACH-ParametersList-CTCH-ReconfRqstTDD,
id-FACH-ParametersList-CTCH-SetupRsp,
id-FACH-ParametersListIE-CTCH-ReconfRqstFDD,
id-FACH-ParametersListIE-CTCH-SetupRqstFDD,
id-FACH-ParametersListIE-CTCH-SetupRqstTDD,
id-IndicationType-ResourceStatusInd,
id-InformationExchangeID,
id-InformationExchangeObjectType-InfEx-Rqst,

Error! No text of specified style in document.

Error! No text of specified style in document.

id-InformationExchangeObjectType-InfEx-Rsp,
id-InformationExchangeObjectType-InfEx-Rprt,
id-InformationReportCharacteristics,
id-InformationType,
id-InitDL-Power,
id-InnerLoopDLPCStatus,
id-IntStdPhCellSyncInfoItem-CellSyncReprtTDD,
id-IPDLParameter-Information-Cell-ReconfRqstFDD,
id-IPDLParameter-Information-Cell-SetupRqstFDD,
id-IPDLParameter-Information-Cell-ReconfRqstTDD,
id-IPDLParameter-Information-Cell-SetupRqstTDD,
id-LateEntranceCellSyncInfoItem-CellSyncReprtTDD,
id-Limited-power-increase-information-Cell-SetupRqstFDD,
id-Local-Cell-ID,
id-Local-Cell-Group-InformationItem-AuditRsp,
id-Local-Cell-Group-InformationItem-ResourceStatusInd,
id-Local-Cell-Group-InformationItem2-ResourceStatusInd,
id-Local-Cell-Group-InformationList-AuditRsp,
id-Local-Cell-InformationItem-AuditRsp,
id-Local-Cell-InformationItem-ResourceStatusInd,
id-Local-Cell-InformationItem2-ResourceStatusInd,
id-Local-Cell-InformationList-AuditRsp,
id-AdjustmentPeriod,
id-MaxAdjustmentStep,
id-MaximumTransmissionPower,
id-MeasurementFilterCoefficient,
id-MeasurementID,
id-MIB-SB-SIB-InformationList-SystemInfoUpdateRqst,
id-multipleRL-dl-DPCH-InformationList,
id-multipleRL-dl-DPCH-InformationModifyList,
id-multiple-RL-Information-RL-ReconfPrepTDD,
id-multiple-RL-Information-RL-ReconfRqstTDD,
id-multipleRL-ul-DPCH-InformationList,
id-multipleRL-ul-DPCH-InformationModifyList,
id-NCyclesPerSFNperiod,
id-NeighbouringCellMeasurementInformation,
id-NodeB-CommunicationContextID,
id-NRepetitionsPerCyclePeriod,
id-NumberOfReportedCellPortions,
id-P-CCPCH-Information,
id-P-CPICH-Information,
id-P-SCH-Information,
id-PCCPCH-Information-Cell-ReconfRqstTDD,
id-PCCPCH-Information-Cell-SetupRqstTDD,
id-PCH-Parameters-CTCH-ReconfRqstTDD,
id-PCH-Parameters-CTCH-SetupRsp,
id-PCH-ParametersItem-CTCH-ReconfRqstFDD,
id-PCH-ParametersItem-CTCH-SetupRqstFDD,
id-PCH-ParametersItem-CTCH-SetupRqstTDD,
id-PCH-Information,
id-PCPCH-Information,
id-PICH-ParametersItem-CTCH-ReconfRqstFDD,
id-PDSCH-Information-AddListIE-PSCH-ReconfRqst,

Error! No text of specified style in document.

Error! No text of specified style in document.

id-PDSCH-Information-Cell-SetupRqstFDD,
id-PDSCH-Information-Cell-ReconfRqstFDD,
id-PDSCH-Information-ModifyListIE-PSCH-ReconfRqst,
id-PDSCH-RL-ID,
id-PDSCHSets-AddList-PSCH-ReconfRqst,
id-PDSCHSets-DeleteList-PSCH-ReconfRqst,
id-PDSCHSets-ModifyList-PSCH-ReconfRqst,
id-PICH-Information,
id-PICH-Parameters-CTCH-ReconfRqstTDD,
id-PICH-ParametersItem-CTCH-SetupRqstTDD,
id-PowerAdjustmentType,
id-Power-Local-Cell-Group-InformationItem-AuditRsp,
id-Power-Local-Cell-Group-InformationItem-ResourceStatusInd,
id-Power-Local-Cell-Group-InformationItem2-ResourceStatusInd,
id-Power-Local-Cell-Group-InformationList-AuditRsp,
id-Power-Local-Cell-Group-InformationList-ResourceStatusInd,
id-Power-Local-Cell-Group-InformationList2-ResourceStatusInd,
id-Power-Local-Cell-Group-ID,
id-PRACH-Information,
id-PRACHConstant,
id-PRACH-ParametersItem-CTCH-SetupRqstTDD,
id-PRACH-ParametersListIE-CTCH-ReconfRqstFDD,
id-PrimaryCCPCH-Information-Cell-ReconfRqstFDD,
id-PrimaryCCPCH-Information-Cell-SetupRqstFDD,
id-PrimaryCPICH-Information-Cell-ReconfRqstFDD,
id-PrimaryCPICH-Information-Cell-SetupRqstFDD,
id-Primary-CPICH-Usage-for-Channel-Estimation,
id-PrimarySCH-Information-Cell-ReconfRqstFDD,
id-PrimarySCH-Information-Cell-SetupRqstFDD,
id-PrimaryScramblingCode,
id-SCH-Information-Cell-ReconfRqstTDD,
id-SCH-Information-Cell-SetupRqstTDD,
id-PUSCH-Information-AddListIE-PSCH-ReconfRqst,
id-PUSCH-Information-ModifyListIE-PSCH-ReconfRqst,
id-PUSCHConstant,
id-PUSCHSets-AddList-PSCH-ReconfRqst,
id-PUSCHSets-DeleteList-PSCH-ReconfRqst,
id-PUSCHSets-ModifyList-PSCH-ReconfRqst,
id-Qth-Parameter,
id-RACH-Information,
id-RACH-Parameters-CTCH-SetupRsp,
id-RACH-ParametersItem-CTCH-SetupRqstFDD,
id-RACH-ParameterItem-CTCH-SetupRqstTDD,
id-ReferenceClockAvailability,
id-ReferenceSFNoffset,
id-ReportCharacteristics,
id-Reporting-Object-RL-FailureInd,
id-Reporting-Object-RL-RestoreInd,
id-ResetIndicator,
id-RL-ID,
id-RL-InformationItem-DM-Rprt,
id-RL-InformationItem-DM-Rqst,
id-RL-InformationItem-DM-Rsp,

Error! No text of specified style in document.

Error! No text of specified style in document.

id-RL-InformationItem-RL-AdditionRqstFDD,
id-RL-informationItem-RL-DeletionRqst,
id-RL-InformationItem-RL-FailureInd,
id-RL-InformationItem-RL-PreemptRequiredInd,
id-RL-InformationItem-RL-ReconfPrepFDD,
id-RL-InformationItem-RL-ReconfRqstFDD,
id-RL-InformationItem-RL-RestoreInd,
id-RL-InformationItem-RL-SetupRqstFDD,
id-RL-InformationList-RL-AdditionRqstFDD,
id-RL-informationList-RL-DeletionRqst,
id-RL-InformationList-RL-PreemptRequiredInd,
id-RL-InformationList-RL-ReconfPrepFDD,
id-RL-InformationList-RL-ReconfRqstFDD,
id-RL-InformationList-RL-SetupRqstFDD,
id-RL-InformationResponseItem-RL-AdditionRspFDD,
id-RL-InformationResponseItem-RL-ReconfReady,
id-RL-InformationResponseItem-RL-ReconfRsp,
id-RL-InformationResponseItem-RL-SetupRspFDD,
id-RL-InformationResponseList-RL-AdditionRspFDD,
id-RL-InformationResponseList-RL-ReconfReady,
id-RL-InformationResponseList-RL-ReconfRsp,
id-RL-InformationResponseList-RL-SetupRspFDD,
id-RL-InformationResponse-RL-AdditionRspTDD,
id-RL-InformationResponse-RL-SetupRspTDD,
id-RL-Information-RL-AdditionRqstTDD,
id-RL-Information-RL-ReconfRqstTDD,
id-RL-Information-RL-ReconfPrepTDD,
id-RL-Information-RL-SetupRqstTDD,
id-RL-ReconfigurationFailureItem-RL-ReconfFailure,
id-RL-Set-InformationItem-DM-Rprt,
id-RL-Set-InformationItem-DM-Rsp,
id-RL-Set-InformationItem-RL-FailureInd,
id-RL-Set-InformationItem-RL-RestoreInd,
id-RL-Specific-DCH-Info,
id-S-CCPCH-Information,
id-S-CPICH-Information,
id-SCH-Information,
id-S-SCH-Information,
id-Secondary-CCPCHListIE-CTCH-ReconfRqstTDD,
id-Secondary-CCPCH-parameterListIE-CTCH-SetupRqstTDD,
id-Secondary-CCPCH-Parameters-CTCH-ReconfRqstTDD,
id-SecondaryCPICH-InformationItem-Cell-ReconfRqstFDD,
id-SecondaryCPICH-InformationItem-Cell-SetupRqstFDD,
id-SecondaryCPICH-InformationList-Cell-ReconfRqstFDD,
id-SecondaryCPICH-InformationList-Cell-SetupRqstFDD,
id-Secondary-CPICH-Information-Change,
id-SecondarySCH-Information-Cell-ReconfRqstFDD,
id-SecondarySCH-Information-Cell-SetupRqstFDD,
id-SegmentInformationListIE-SystemInfoUpdate,
id-SFN,
id-SFNReportingIndicator,
id-ShutdownTimer,
id-SignallingBearerRequestIndicator,

~~id-SSDT-CellIDforEDSCHPC,~~
id-Start-Of-Audit-Sequence-Indicator,
id-Successful-RL-InformationRespItem-RL-AdditionFailureFDD,
id-Successful-RL-InformationRespItem-RL-SetupFailureFDD,
id-Synchronisation-Configuration-Cell-ReconfRqst,
id-Synchronisation-Configuration-Cell-SetupRqst,
id-SyncCase,
id-SyncCaseIndicatorItem-Cell-SetupRqstTDD-PSCH,
id-SyncFrameNumber,
id-SynchronisationReportType,
id-SynchronisationReportCharacteristics,
id-SyncReportType-CellSyncReprtTDD,
id-T-Cell,
id-TargetCommunicationControlPortID,
id-TFCI2-Bearer-Information-RL-SetupRqstFDD,
id-TFCI2-BearerInformationResponse,
id-TFCI2BearerRequestIndicator,
id-TFCI2-BearerSpecificInformation-RL-ReconfPrepFDD,
id-Transmission-Gap-Pattern-Sequence-Information,
id-TimeSlotConfigurationList-Cell-ReconfRqstTDD,
id-TimeSlotConfigurationList-Cell-SetupRqstTDD,
id-timeslotInfo-CellSyncInitiationRqstTDD,
id-TimeslotISCPInfo,
id-TimingAdvanceApplied,
id-TnlQos,
id-TransmissionDiversityApplied,
id-transportlayeraddress,
id-Tstd-indicator,
id-UARFCNforNt,
id-UARFCNforNd,
id-UARFCNforNu,
id-UL-CCTrCH-InformationAddList-RL-ReconfPrepTDD,
id-UL-CCTrCH-InformationDeleteItem-RL-ReconfRqstTDD,
id-UL-CCTrCH-InformationDeleteList-RL-ReconfPrepTDD,
id-UL-CCTrCH-InformationDeleteList-RL-ReconfRqstTDD,
id-UL-CCTrCH-InformationItem-RL-SetupRqstTDD,
id-UL-CCTrCH-InformationList-RL-AdditionRqstTDD,
id-UL-CCTrCH-InformationList-RL-SetupRqstTDD,
id-UL-CCTrCH-InformationModifyItem-RL-ReconfRqstTDD,
id-UL-CCTrCH-InformationModifyList-RL-ReconfPrepTDD,
id-UL-CCTrCH-InformationModifyList-RL-ReconfRqstTDD,
id-UL-DPCH-InformationAddListIE-RL-ReconfPrepTDD,
id-UL-DPCH-InformationItem-RL-AdditionRqstTDD,
id-UL-DPCH-InformationList-RL-SetupRqstTDD,
id-UL-DPCH-InformationModify-AddListIE-RL-ReconfPrepTDD,
id-UL-DPCH-InformationModify-DeleteListIE-RL-ReconfPrepTDD,
id-UL-DPCH-InformationModify-ModifyListIE-RL-ReconfPrepTDD,
id-UL-DPCH-Information-RL-ReconfPrepFDD,
id-UL-DPCH-Information-RL-ReconfRqstFDD,
id-UL-DPCH-Information-RL-SetupRqstFDD,
id-Unsuccessful-cell-InformationRespItem-SyncAdjustmntFailureTDD,
id-Unsuccessful-PDSCHSetItem-PSCH-ReconfFailureTDD,
id-Unsuccessful-PUSCHSetItem-PSCH-ReconfFailureTDD,

Error! No text of specified style in document.

Error! No text of specified style in document.

id-Unsuccessful-RL-InformationRespItem-RL-AdditionFailureFDD,
id-Unsuccessful-RL-InformationRespItem-RL-SetupFailureFDD,
id-Unsuccessful-RL-InformationResp-RL-AdditionFailureTDD,
id-Unsuccessful-RL-InformationResp-RL-SetupFailureTDD,
id-USCH-Information-Add,
id-USCH-Information-DeleteList-RL-ReconfPrepTDD,
id-USCH-Information-ModifyList-RL-ReconfPrepTDD,
id-USCH-InformationResponse,
id-USCH-Information,
id-USCH-RearrangeList-Bearer-RearrangeInd,
id-DL-DPCH-LCR-Information-RL-SetupRqstTDD,
id-DwPCH-LCR-Information ,
id-DwPCH-LCR-InformationList-AuditRsp,
id-DwPCH-LCR-Information-Cell-SetupRqstTDD,
id-DwPCH-LCR-Information-Cell-ReconfRqstTDD,
id-DwPCH-LCR-Information-ResourceStatusInd,
id-maxFACH-Power-LCR-CTCH-SetupRqstTDD,
id-maxFACH-Power-LCR-CTCH-ReconfRqstTDD,
id-FPACH-LCR-Information,
id-FPACH-LCR-Information-AuditRsp,
id-FPACH-LCR-InformationList-AuditRsp,
id-FPACH-LCR-InformationList-ResourceStatusInd,
id-FPACH-LCR-Parameters-CTCH-SetupRqstTDD,
id-FPACH-LCR-Parameters-CTCH-ReconfRqstTDD,
id-PCCPCH-LCR-Information-Cell-SetupRqstTDD,
id-PCH-Power-LCR-CTCH-SetupRqstTDD,
id-PCH-Power-LCR-CTCH-ReconfRqstTDD,
id-PICH-LCR-Parameters-CTCH-SetupRqstTDD,
id-PRACH-LCR-ParametersList-CTCH-SetupRqstTDD,
id-RL-InformationResponse-LCR-RL-SetupRspTDD ,
id-Secondary-CCPCH-LCR-parameterList-CTCH-SetupRqstTDD,
id-TimeSlot ,
id-TimeSlotConfigurationList-LCR-Cell-ReconfRqstTDD,
id-TimeSlotConfigurationList-LCR-Cell-SetupRqstTDD,
id-TimeslotISCP-LCR-InfoList-RL-SetupRqstTDD,
id-TimeSlotLCR-CM-Rqst ,
id-UL-DPCH-LCR-Information-RL-SetupRqstTDD,
id-DL-DPCH-InformationItem-LCR-RL-AdditionRqstTDD,
id-UL-DPCH-InformationItem-LCR-RL-AdditionRqstTDD,
id-TimeslotISCP-InformationList-LCR-RL-AdditionRqstTDD,
id-DL-DPCH-LCR-InformationAddList-RL-ReconfPrepTDD,
id-DL-DPCH-LCR-InformationModify-AddList-RL-ReconfPrepTDD,
id-DL-Timeslot-LCR-InformationModify-ModifyList-RL-ReconfPrepTDD,
id-TimeslotISCPInfoList-LCR-DL-PC-RqstTDD,
id-UL-DPCH-LCR-InformationAddListIE-RL-ReconfPrepTDD,
id-UL-DPCH-LCR-InformationModify-AddList,
id-UL-TimeslotLCR-Information-RL-ReconfPrepTDD,
id-UL-SIRTarget ,
id-PDSCH-AddInformation-LCR-PSCH-ReconfRqst ,
id-PDSCH-AddInformation-LCR-AddListIE-PSCH-ReconfRqst ,
id-PDSCH-ModifyInformation-LCR-PSCH-ReconfRqst ,
id-PDSCH-ModifyInformation-LCR-ModifyListIE-PSCH-ReconfRqst ,
id-PUSCH-AddInformation-LCR-PSCH-ReconfRqst ,

Error! No text of specified style in document.

Error! No text of specified style in document.

id-PUSCH-AddInformation-LCR-AddListIE-PSCH-ReconfRqst,
id-PUSCH-ModifyInformation-LCR-PSCH-ReconfRqst,
id-PUSCH-ModifyInformation-LCR-ModifyListIE-PSCH-ReconfRqst,
id-PUSCH-Info-DM-Rqst,
id-PUSCH-Info-DM-Rsp,
id-PUSCH-Info-DM-Rprt,
id-RL-InformationResponse-LCR-RL-AdditionRspTDD,
id-IPDLParameter-Information-LCR-Cell-SetupRqstTDD,
id-IPDLParameter-Information-LCR-Cell-ReconfRqstTDD,
id-HS-PDSCH-HS-SCCH-MaxPower-PSCH-ReconfRqst,
id-HS-PDSCH-HS-SCCH-ScramblingCode-PSCH-ReconfRqst,
id-HS-PDSCH-FDD-Code-Information-PSCH-ReconfRqst,
id-HS-SCCH-FDD-Code-Information-PSCH-ReconfRqst,
id-HS-PDSCH-TDD-Information-PSCH-ReconfRqst,
id-Add-To-HS-SCCH-Resource-Pool-PSCH-ReconfRqst,
id-Modify-HS-SCCH-Resource-Pool-PSCH-ReconfRqst,
id-Delete-From-HS-SCCH-Resource-Pool-PSCH-ReconfRqst,
id-SYNCDlCodeId-TransInitLCR-CellSyncInitiationRqstTDD,
id-SYNCDlCodeId-MeasureInitLCR-CellSyncInitiationRqstTDD,
id-SYNCDlCodeIdTransReconfInfoLCR-CellSyncReconfRqstTDD,
id-SYNCDlCodeIdMeasReconfigurationLCR-CellSyncReconfRqstTDD,
id-SYNCDlCodeIdMeasInfoList-CellSyncReconfRqstTDD,
id-SyncDLCodeIdsMeasInfoList-CellSyncReprtTDD,
id-NSubCyclesPerCyclePeriod-CellSyncReconfRqstTDD,
id-DwPCH-Power,
id-AccumulatedClockupdate-CellSyncReprtTDD,
id-HSDPA-Capability,
id-HSDSCH-FDD-Information,
id-HSDSCH-FDD-Information-Response,
id-HSDSCH-Information-to-Modify,
id-HSDSCH-Information-to-Modify-Unsynchronised,
id-HSDSCH-MACdFlows-to-Add,
id-HSDSCH-MACdFlows-to-Delete,
id-HSDSCH-RearrangeList-Bearer-RearrangeInd,
id-HSDSCH-Resources-Information-AuditRsp,
id-HSDSCH-Resources-Information-ResourceStatusInd,
id-HSDSCH-RNTI,
id-HSDSCH-TDD-Information,
id-HSDSCH-TDD-Information-Response,
id-HSPDSCH-RL-ID,
id-HSSICH-Info-DM-Rprt,
id-HSSICH-Info-DM-Rqst,
id-HSSICH-Info-DM-Rsp,
id-PrimCCPCH-RSCP-DL-PC-RqstTDD,
id-HSDSCH-FDD-Update-Information,
id-HSDSCH-TDD-Update-Information,
id-UL-Synchronisation-Parameters-LCR,
id-DL-DPCH-TimeSlotFormat-LCR-ModifyItem-RL-ReconfPrepTDD,
id-UL-DPCH-TimeSlotFormat-LCR-ModifyItem-RL-ReconfPrepTDD,
id-CCTrCH-Maximum-DL-Power-RL-SetupRqstTDD,
id-CCTrCH-Minimum-DL-Power-RL-SetupRqstTDD,
id-CCTrCH-Maximum-DL-Power-RL-AdditionRqstTDD,
id-CCTrCH-Minimum-DL-Power-RL-AdditionRqstTDD,

Error! No text of specified style in document.

Error! No text of specified style in document.

id-CCTrCH-Maximum-DL-Power-InformationAdd-RL-ReconfPrepTDD,
id-CCTrCH-Minimum-DL-Power-InformationAdd-RL-ReconfPrepTDD,
id-CCTrCH-Maximum-DL-Power-InformationModify-RL-ReconfPrepTDD,
id-CCTrCH-Minimum-DL-Power-InformationModify-RL-ReconfPrepTDD,
id-Maximum-DL-Power-Modify-LCR-InformationModify-RL-ReconfPrepTDD,
id-Minimum-DL-Power-Modify-LCR-InformationModify-RL-ReconfPrepTDD,
id-DL-DPCH-LCR-InformationModify-ModifyList-RL-ReconfRqstTDD,
id-CCTrCH-Maximum-DL-Power-InformationModify-RL-ReconfRqstTDD,
id-CCTrCH-Minimum-DL-Power-InformationModify-RL-ReconfRqstTDD,
id-TDD-TPC-UplinkStepSize-LCR-RL-SetupRqstTDD,
id-TDD-TPC-UplinkStepSize-LCR-RL-AdditionRqstTDD,
id-TDD-TPC-DownlinkStepSize-RL-AdditionRqstTDD,
id-TDD-TPC-UplinkStepSize-InformationAdd-LCR-RL-ReconfPrepTDD,
id-TDD-TPC-UplinkStepSize-InformationModify-LCR-RL-ReconfPrepTDD,
id-TDD-TPC-DownlinkStepSize-InformationModify-RL-ReconfPrepTDD,
id-TDD-TPC-DownlinkStepSize-InformationAdd-RL-ReconfPrepTDD,
id-TimeslotISCP-LCR-InfoList-RL-ReconfPrepTDD,
id-TimingAdjustmentValueLCR,
id-PrimaryCCPCH-RSCP-Delta,

maxNrOfCCTrCHs,
maxNrOfCellSyncBursts,
maxNrOfCodes,
maxNrOfCPCHs,
maxNrOfDCHs,
maxNrOfDLTSSs,
maxNrOfDLTSLCRs,
maxNrOfDPCHs,
maxNrOfDPCHLCRs,
maxNrOfDSCHs,
maxNrOfFACHs,
maxNrOfRLs,
maxNrOfRLs-1,
maxNrOfRLs-2,
maxNrOfRLSets,
maxNrOfPCPCHs,
maxNrOfPDSCHs,
maxNrOfPUSCHs,
maxNrOfPRACHLCRs,
maxNrOfPDSCHSets,
maxNrOfPUSCHSets,
maxNrOfReceptsPerSyncFrame,
maxNrOfSCCPCHs,
maxNrOfSCCPCHLCRs,
maxNrOfULTSs,
maxNrOfULTSLCRs,
maxNrOfUSCHs,
maxAPSigNum,
maxCPCHCell,
maxFACHCell,
maxFPACHCell,
maxNoofLen,

```

maxRACHCell,
maxPCPCHCell,
maxPRACHCell,
maxSCCPCHCell,
maxSCPICHCell,
maxCellinNodeB,
maxCCPinNodeB,
maxCommunicationContext,
maxLocalCellinNodeB,
maxNrOfSlotFormatsPRACH,
maxIB,
maxIBSEG,
maxNrOfHSSCCHs,
maxNrOfHSSICHs,
maxNrOfHSPDSCHs,
maxNrOfSyncFramesLCR,
maxNrOfReceptionsperSyncFrameLCR,
maxNrOfSyncDLCodesLCR,
maxNrOfMACdFlows
FROM NBAP-Constants;

```

Partially omitted

```

-- *****
--
-- SYSTEM INFORMATION UPDATE FAILURE
--
-- *****

SystemInformationUpdateFailure ::= SEQUENCE {
    protocolIEs          ProtocolIE-Container    {{SystemInformationUpdateFailure-IEs}},
    protocolExtensions   ProtocolExtensionContainer {{SystemInformationUpdateFailure-Extensions}}    OPTIONAL,
    ...
}

SystemInformationUpdateFailure-IEs NBAP-PROTOCOL-IES ::= {
    { ID      id-Cause          CRITICALITY  ignore          TYPE      Cause          PRESENCE mandatory
    }|
    { ID      id-CriticalityDiagnostics  CRITICALITY  ignore          TYPE      CriticalityDiagnostics  PRESENCE optional },
    ...
}

SystemInformationUpdateFailure-Extensions NBAP-PROTOCOL-EXTENSION ::= {
    ...
}

-- *****
--
-- RADIO LINK SETUP REQUEST FDD
--
-- *****

```

```

RadioLinkSetupRequestFDD ::= SEQUENCE {
    protocolIEs          ProtocolIE-Container    {{RadioLinkSetupRequestFDD-IEs}},
    protocolExtensions   ProtocolExtensionContainer {{RadioLinkSetupRequestFDD-Extensions}}          OPTIONAL,
    ...
}

RadioLinkSetupRequestFDD-IEs NBAP-PROTOCOL-IEs ::= {
    { ID id-CRNC-CommunicationContextID          CRITICALITY reject TYPE CRNC-CommunicationContextID          PRESENCE mandatory }|
    { ID id-UL-DPCH-Information-RL-SetupRqstFDD  CRITICALITY reject TYPE UL-DPCH-Information-RL-SetupRqstFDD  PRESENCE mandatory }|
    { ID id-DL-DPCH-Information-RL-SetupRqstFDD  CRITICALITY reject TYPE DL-DPCH-Information-RL-SetupRqstFDD  PRESENCE mandatory }|
    { ID id-DCH-FDD-Information                  CRITICALITY reject TYPE DCH-FDD-Information                  PRESENCE mandatory }|
    { ID id-DSCH-FDD-Information                 CRITICALITY reject TYPE DSCH-FDD-Information                 PRESENCE optional }|
    { ID id-TFCI2-Bearer-Information-RL-SetupRqstFDD CRITICALITY ignore TYPE TFCI2-Bearer-Information-RL-SetupRqstFDD PRESENCE optional }|
    { ID id-RL-InformationList-RL-SetupRqstFDD   CRITICALITY notify  TYPE RL-InformationList-RL-SetupRqstFDD   PRESENCE mandatory }|
    { ID id-Transmission-Gap-Pattern-Sequence-Information CRITICALITY reject TYPE Transmission-Gap-Pattern-Sequence-Information PRESENCE optional }|
    { ID id-Active-Pattern-Sequence-Information  CRITICALITY reject TYPE Active-Pattern-Sequence-Information  PRESENCE optional },
    ...
}

RadioLinkSetupRequestFDD-Extensions NBAP-PROTOCOL-EXTENSION ::= {
    { ID id-DSCH-FDD-Common-Information          CRITICALITY ignore EXTENSION DSCH-FDD-Common-Information          PRESENCE optional }|
    { ID id-DL-PowerBalancing-Information        CRITICALITY ignore EXTENSION DL-PowerBalancing-Information        PRESENCE optional }|
    { ID id-HSDSCH-FDD-Information               CRITICALITY reject EXTENSION HSDSCH-FDD-Information               PRESENCE optional }|
    { ID id-HSDSCH-RNTI                         CRITICALITY reject EXTENSION HSDSCH-RNTI                         PRESENCE conditional }|
    -- The IE shall be present if HS-DSCH Information IE is present
    { ID id-HSPDSCH-RL-ID                       CRITICALITY reject EXTENSION RL-ID                       PRESENCE conditional },
    ...
}

UL-DPCH-Information-RL-SetupRqstFDD ::= SEQUENCE {
    ul-ScramblingCode          UL-ScramblingCode,
    minUL-ChannelisationCodeLength  MinUL-ChannelisationCodeLength,
    maxNrOfUL-DPDCHs           MaxNrOfUL-DPDCHs          OPTIONAL,
    -- This IE shall be present if Min UL Channelisation Code length IE is set to 4 --
    ul-PunctureLimit           PunctureLimit,
    tFCS                        TFCS,
    ul-DPCCH-SlotFormat         UL-DPCCH-SlotFormat,
    ul-SIR-Target               UL-SIR,
    diversityMode               DiversityMode,
    not-Used-sSDT-CellID-Length  ----- NULLSsDT-CellID-Length  OPTIONAL,
    not-Used-s-FieldLength       ----- NULLS-FieldLength  OPTIONAL,
    IE-Extensions               ProtocolExtensionContainer { { UL-DPCH-Information-RL-SetupRqstFDD-ExtIEs} } OPTIONAL,
    ...
}

UL-DPCH-Information-RL-SetupRqstFDD-ExtIEs NBAP-PROTOCOL-EXTENSION ::= {
    {ID id-DPC-Mode             CRITICALITY reject EXTENSION DPC-Mode PRESENCE optional },
    ...
}

```



```

DL-DPCH-Information-RL-SetupRqstFDD ::= SEQUENCE {
    tFCS                               TFCS,
    dl-DPCH-SlotFormat                 DL-DPCH-SlotFormat,
    tFCI-SignallingMode                TFCI-SignallingMode,
    tFCI-Presence                       TFCI-Presence OPTIONAL,
    -- this IE shall be present if the DL DPCH slot format IE is set to any of the values from 12 to 16 --
    multiplexingPosition               MultiplexingPosition,
    pDSCH-RL-ID                         RL-ID OPTIONAL,
    -- This IE shall be present if the DSCH Information IE is present --
    pDSCH-CodeMapping                  PDSCH-CodeMapping OPTIONAL,
    -- This IE shall be present if the DSCH Information IE is present --
    powerOffsetInformation              PowerOffsetInformation-RL-SetupRqstFDD,
    fdd-TPC-DownlinkStepSize           FDD-TPC-DownlinkStepSize,
    limitedPowerIncrease                LimitedPowerIncrease,
    innerLoopDLPCStatus                InnerLoopDLPCStatus,
    iE-Extensions                       ProtocolExtensionContainer { { DL-DPCH-Information-RL-SetupRqstFDD-ExtIEs } } OPTIONAL,
    ...
}

DL-DPCH-Information-RL-SetupRqstFDD-ExtIEs NBAP-PROTOCOL-EXTENSION ::= {
    ...
}

PowerOffsetInformation-RL-SetupRqstFDD ::= SEQUENCE {
    pO1-ForTFCI-Bits                   PowerOffset,
    pO2-ForTPC-Bits                     PowerOffset,
    pO3-ForPilotBits                     PowerOffset,
    iE-Extensions                       ProtocolExtensionContainer { { PowerOffsetInformation-RL-SetupRqstFDD-ExtIEs } } OPTIONAL,
    ...
}

PowerOffsetInformation-RL-SetupRqstFDD-ExtIEs NBAP-PROTOCOL-EXTENSION ::= {
    ...
}

TFCI2-Bearer-Information-RL-SetupRqstFDD ::= SEQUENCE {
    toAWS                               ToAWS,
    toAWE                               ToAWE,
    iE-Extensions                       ProtocolExtensionContainer { { TFCI2-Bearer-Information-RL-SetupRqstFDD-ExtIEs } } OPTIONAL,
    ...
}

TFCI2-Bearer-Information-RL-SetupRqstFDD-ExtIEs NBAP-PROTOCOL-EXTENSION ::= {
    { ID id-bindingID                   CRITICALITY ignore EXTENSION BindingID PRESENCE optional }|
    { ID id-transportlayeraddress       CRITICALITY ignore EXTENSION TransportLayerAddress PRESENCE optional },
    ...
}

RL-InformationList-RL-SetupRqstFDD ::= SEQUENCE (SIZE (1..maxNrOfRLs)) OF
    ProtocolIE-Single-Container{{ RL-InformationItemIE-RL-SetupRqstFDD }}

RL-InformationItemIE-RL-SetupRqstFDD NBAP-PROTOCOL-IES ::= {

```

Error! No text of specified style in document.

Error! No text of specified style in document.

```
{ ID id-RL-InformationItem-RL-SetupRqstFDD CRITICALITY notify TYPE RL-InformationItem-RL-
SetupRqstFDD PRESENCE mandatory}
}

RL-InformationItem-RL-SetupRqstFDD ::= SEQUENCE {
  rL-ID RL-ID,
  c-ID C-ID,
  firstRLS-indicator FirstRLS-Indicator,
  frameOffset FrameOffset,
  chipOffset ChipOffset,
  propagationDelay PropagationDelay OPTIONAL,
  diversityControlField DiversityControlField OPTIONAL,
  -- This IE shall be present if the RL is not the first one in the RL Information IE
  dl-CodeInformation FDD-DL-CodeInformation,
  initialDL-transmissionPower DL-Power,
  maximumDL-power DL-Power,
  minimumDL-power DL-Power,
  not-Used-sSDT-Cell-Identity NULLSSDT Cell Identity OPTIONAL,
  transmitDiversityIndicator TransmitDiversityIndicator OPTIONAL,
  -- This IE shall be present if Diversity Mode IE in UL DPCH Information group is not set to "none"
  iE-Extensions ProtocolExtensionContainer { { RL-InformationItem-RL-SetupRqstFDD-ExtIEs} } OPTIONAL,
  ...
}

RL-InformationItem-RL-SetupRqstFDD-ExtIEs NBAP-PROTOCOL-EXTENSION ::= {
  { ID id SSPT CellIDforEDSCHPC CRITICALITY ignore EXTENSION SSPT Cell Identity PRESENCE conditional }|
  -- This IE shall be present if Enhanced DSCH PC IE is present in the DSCH Common Information IE.
  { ID id-RL-Specific-DCH-Info CRITICALITY ignore EXTENSION RL-Specific-DCH-Info PRESENCE optional }|
  { ID id-DelayedActivation CRITICALITY reject EXTENSION DelayedActivation PRESENCE optional }|
  { ID id Qth Parameter CRITICALITY ignore EXTENSION Qth Parameter PRESENCE optional }|
  { ID id-Primary-CPICH-Usage-for-Channel-Estimation CRITICALITY ignore EXTENSION Primary-CPICH-Usage-for-Channel-Estimation PRESENCE
optional },
  ...
}

-- *****
--
-- RADIO LINK SETUP REQUEST TDD
--
-- *****

RadioLinkSetupRequestTDD ::= SEQUENCE {
  protocolIEs ProtocolIE-Container {{RadioLinkSetupRequestTDD-IEs}},
  protocolExtensions ProtocolExtensionContainer {{RadioLinkSetupRequestTDD-Extensions}} OPTIONAL,
  ...
}

RadioLinkSetupRequestTDD-IEs NBAP-PROTOCOL-IES ::= {
  { ID id-CRNC-CommunicationContextID CRITICALITY reject TYPE CRNC-CommunicationContextID PRESENCE mandatory }|
  { ID id-UL-CCTrCH-InformationList-RL-SetupRqstTDD CRITICALITY notify TYPE UL-CCTrCH-InformationList-RL-SetupRqstTDD PRESENCE optional }|
  { ID id-DL-CCTrCH-InformationList-RL-SetupRqstTDD CRITICALITY notify TYPE DL-CCTrCH-InformationList-RL-SetupRqstTDD PRESENCE optional }|
  { ID id-DCH-TDD-Information CRITICALITY reject TYPE DCH-TDD-Information PRESENCE optional }|
  { ID id-DSCH-TDD-Information CRITICALITY reject TYPE DSCH-TDD-Information PRESENCE optional }|
```

Error! No text of specified style in document.

Error! No text of specified style in document.

```
{ ID id-USCH-Information CRITICALITY reject TYPE USCH-Information PRESENCE optional } |
{ ID id-RL-Information-RL-SetupRqstTDD CRITICALITY reject TYPE RL-Information-RL-SetupRqstTDD PRESENCE mandatory },
...
}
```

Partially omitted

```
-- *****
--
-- RADIO LINK ADDITION REQUEST FDD
--
-- *****

RadioLinkAdditionRequestFDD ::= SEQUENCE {
    protocolIEs ProtocolIE-Container {{RadioLinkAdditionRequestFDD-IEs}},
    protocolExtensions ProtocolExtensionContainer {{RadioLinkAdditionRequestFDD-Extensions}} OPTIONAL,
    ...
}

RadioLinkAdditionRequestFDD-IEs NBAP-PROTOCOL-IES ::= {
    { ID id-NodeB-CommunicationContextID CRITICALITY reject TYPE NodeB-CommunicationContextID PRESENCE mandatory } |
    { ID id-Compressed-Mode-Deactivation-Flag CRITICALITY reject TYPE Compressed-Mode-Deactivation-Flag PRESENCE optional } |
    { ID id-RL-InformationList-RL-AdditionRqstFDD CRITICALITY notify TYPE RL-InformationList-RL-AdditionRqstFDD PRESENCE mandatory },
    ...
}

RadioLinkAdditionRequestFDD-Extensions NBAP-PROTOCOL-EXTENSION ::= {
    ...
}

RL-InformationList-RL-AdditionRqstFDD ::= SEQUENCE (SIZE (1..maxNrOfRLs-1)) OF ProtocolIE-Single-Container {{ RL-InformationItemIE-RL-AdditionRqstFDD}}

RL-InformationItemIE-RL-AdditionRqstFDD NBAP-PROTOCOL-IES ::= {
    { ID id-RL-InformationItem-RL-AdditionRqstFDD CRITICALITY notify TYPE RL-InformationItem-RL-AdditionRqstFDD PRESENCE mandatory}
}

RL-InformationItem-RL-AdditionRqstFDD ::= SEQUENCE {
    rL-ID RL-ID,
    c-ID C-ID,
    frameOffset FrameOffset,
    chipOffset ChipOffset,
    diversityControlField DiversityControlField,
    dl-CodeInformation FDD-DL-CodeInformation,
    initialDL-TransmissionPower DL-Power OPTIONAL,
    maximumDL-Power DL-Power OPTIONAL,
    minimumDL-Power DL-Power OPTIONAL,
    not-Used-sSDT-CellIdentity -----NULLSSDT-Cell-Identity OPTIONAL,
    transmitDiversityIndicator TransmitDiversityIndicator OPTIONAL,
    iE-Extensions ProtocolExtensionContainer { { RL-InformationItem-RL-AdditionRqstFDD-ExtIEs} } OPTIONAL,
    ...
}
```

Error! No text of specified style in document.

Error! No text of specified style in document.

```
RL-InformationItem-RL-AdditionRqstFDD-ExtIEs NBAP-PROTOCOL-EXTENSION ::= {
  { ID id-DLReferencePower          CRITICALITY ignore EXTENSION DL-Power          PRESENCE optional } |
  { ID id-RL-Specific-DCH-Info      CRITICALITY ignore EXTENSION RL-Specific-DCH-Info PRESENCE optional } |
  { ID id-DelayedActivation         CRITICALITY reject EXTENSION DelayedActivation PRESENCE optional } |
  { ID id-Qth-Parameter             CRITICALITY ignore EXTENSION Qth-Parameter     PRESENCE optional } |
  { ID id-Primary-CPICH-Usage-for-Channel-Estimation CRITICALITY ignore EXTENSION Primary-CPICH-Usage-for-Channel-Estimation PRESENCE optional },
  ...
}
```

```
-- *****
--
-- RADIO LINK ADDITION REQUEST TDD
--
-- *****
```

Partially omitted

```
-- *****
--
-- RADIO LINK RECONFIGURATION PREPARE FDD
--
-- *****
```

```
RadioLinkReconfigurationPrepareFDD ::= SEQUENCE {
  protocolIEs          ProtocolIE-Container    {{RadioLinkReconfigurationPrepareFDD-IEs}},
  protocolExtensions   ProtocolExtensionContainer {{RadioLinkReconfigurationPrepareFDD-Extensions}}
  ...
}
```

```
RadioLinkReconfigurationPrepareFDD-IEs NBAP-PROTOCOL-IES ::= {
  { ID id-NodeB-CommunicationContextID          CRITICALITY reject TYPE NodeB-CommunicationContextID          PRESENCE mandatory } |
  { ID id-UL-DPCH-Information-RL-ReconfPrepFDD  CRITICALITY reject TYPE UL-DPCH-Information-RL-ReconfPrepFDD  PRESENCE optional } |
  { ID id-DL-DPCH-Information-RL-ReconfPrepFDD  CRITICALITY reject TYPE DL-DPCH-Information-RL-ReconfPrepFDD  PRESENCE optional } |
  { ID id-FDD-DCHs-to-Modify                    CRITICALITY reject TYPE FDD-DCHs-to-Modify                    PRESENCE optional } |
  { ID id-DCHs-to-Add-FDD                      CRITICALITY reject TYPE DCH-FDD-Information                      PRESENCE optional } |
  { ID id-DCH-DeleteList-RL-ReconfPrepFDD      CRITICALITY reject TYPE DCH-DeleteList-RL-ReconfPrepFDD      PRESENCE optional } |
  { ID id-DSCH-ModifyList-RL-ReconfPrepFDD     CRITICALITY reject TYPE DSCH-ModifyList-RL-ReconfPrepFDD     PRESENCE optional } |
  { ID id-DSCHs-to-Add-FDD                    CRITICALITY reject TYPE DSCH-FDD-Information                    PRESENCE optional } |
  { ID id-DSCH-DeleteList-RL-ReconfPrepFDD     CRITICALITY reject TYPE DSCH-DeleteList-RL-ReconfPrepFDD     PRESENCE optional } |
  { ID id-TFCI2-BearerSpecificInformation-RL-ReconfPrepFDD CRITICALITY reject TYPE TFCI2-BearerSpecificInformation-RL-ReconfPrepFDD PRESENCE optional } |
  { ID id-RL-InformationList-RL-ReconfPrepFDD  CRITICALITY reject TYPE RL-InformationList-RL-ReconfPrepFDD  PRESENCE optional } |
  { ID id-Transmission-Gap-Pattern-Sequence-Information CRITICALITY reject TYPE Transmission-Gap-Pattern-Sequence-Information PRESENCE optional },
  ...
}
```

```
RadioLinkReconfigurationPrepareFDD-Extensions NBAP-PROTOCOL-EXTENSION ::= {
  { ID id-DSCH-FDD-Common-Information          CRITICALITY ignore EXTENSION DSCH-FDD-Common-Information          PRESENCE optional } |
  { ID id-SignallingBearerRequestIndicator     CRITICALITY reject EXTENSION SignallingBearerRequestIndicator     PRESENCE optional } |
  { ID id-HSDSCH-FDD-Information              CRITICALITY reject EXTENSION HSDSCH-FDD-Information              PRESENCE optional } |
}
```

Error! No text of specified style in document.

55

Error! No text of specified style in document.

```
{ ID id-HSDSCH-Information-to-Modify      CRITICALITY reject EXTENSION HSDSCH-Information-to-Modify      PRESENCE optional }|
{ ID id-HSDSCH-MACdFlows-to-Add          CRITICALITY reject EXTENSION HSDSCH-MACdFlows-Information      PRESENCE optional }|
{ ID id-HSDSCH-MACdFlows-to-Delete       CRITICALITY reject EXTENSION HSDSCH-MACdFlows-to-Delete       PRESENCE optional }|
{ ID id-HSDSCH-RNTI                      CRITICALITY reject EXTENSION HSDSCH-RNTI                      PRESENCE conditional }|
-- The IE shall be present if HS-PDSCH RL ID IE is present.
{ ID id-HSPDSCH-RL-ID                    CRITICALITY reject EXTENSION RL-ID                            PRESENCE optional },
...
}
```

```
UL-DPCH-Information-RL-ReconfPrepFDD ::= SEQUENCE {
  ul-ScramblingCode                      UL-ScramblingCode                      OPTIONAL,
  ul-SIR-Target                          UL-SIR                                OPTIONAL,
  minUL-ChannelisationCodeLength         MinUL-ChannelisationCodeLength         OPTIONAL,
  maxNrOfUL-DPDCHs                       MaxNrOfUL-DPDCHs                      OPTIONAL,
  -- This IE shall be present if minUL-ChannelisationCodeLength IE is set to 4
  ul-PunctureLimit                       PunctureLimit                          OPTIONAL,
  tFCS                                    TFCS                                    OPTIONAL,
  ul-DPCCH-SlotFormat                    UL-DPCCH-SlotFormat                   OPTIONAL,
  diversityMode                           DiversityMode                           OPTIONAL,
  not-Used-sSDT-CellIDLength              NULLSsDT-CellID Length                OPTIONAL,
  not-Used-s-FieldLength                  NULLS-FieldLength                    OPTIONAL,
  iE-Extensions                           ProtocolExtensionContainer { { UL-DPCH-Information-RL-ReconfPrepFDD-ExtIEs } } OPTIONAL,
  ...
}
```

```
UL-DPCH-Information-RL-ReconfPrepFDD-ExtIEs NBAP-PROTOCOL-EXTENSION ::= {
  ...
}
```

```
DL-DPCH-Information-RL-ReconfPrepFDD ::= SEQUENCE {
  tFCS                                    TFCS                                    OPTIONAL,
  dl-DPCH-SlotFormat                     DL-DPCH-SlotFormat                    OPTIONAL,
  tFCI-SignallingMode                    TFCI-SignallingMode                   OPTIONAL,
  tFCI-Presence                           TFCI-Presence                         OPTIONAL,
  -- This IE shall be present if the DL DPCH Slot Format IE is set to any of the values from 12 to 16
  multiplexingPosition                   MultiplexingPosition                   OPTIONAL,
  pDSCH-CodeMapping                       PDSCH-CodeMapping                     OPTIONAL,
  pDSCH-RL-ID                             RL-ID                                  OPTIONAL,
  limitedPowerIncrease                    LimitedPowerIncrease                   OPTIONAL,
  iE-Extensions                           ProtocolExtensionContainer { { DL-DPCH-Information-RL-ReconfPrepFDD-ExtIEs } } OPTIONAL,
  ...
}
```

```
DL-DPCH-Information-RL-ReconfPrepFDD-ExtIEs NBAP-PROTOCOL-EXTENSION ::= {
  ...
}
```

```
DCH-DeleteList-RL-ReconfPrepFDD ::= SEQUENCE (SIZE (1..maxNrOfDCHs)) OF DCH-DeleteItem-RL-ReconfPrepFDD
```

```
DCH-DeleteItem-RL-ReconfPrepFDD ::= SEQUENCE {
  dCH-ID                                  DCH-ID,
  iE-Extensions                           ProtocolExtensionContainer { { DCH-DeleteItem-RL-ReconfPrepFDD-ExtIEs } } OPTIONAL,
  ...
}
```

```

}

DCH-DeleteItem-RL-ReconfPrepFDD-ExtIEs NBAP-PROTOCOL-EXTENSION ::= {
    ...
}

DSCH-ModifyList-RL-ReconfPrepFDD ::= SEQUENCE (SIZE (1..maxNrOfDSCHs)) OF ProtocolIE-Single-Container {{DSCH-ModifyItemIE-RL-ReconfPrepFDD }}

DSCH-ModifyItemIE-RL-ReconfPrepFDD NBAP-PROTOCOL-IES ::= {
    { ID      id-DSCH-ModifyItem-RL-ReconfPrepFDD      CRITICALITY reject          TYPE      DSCH-ModifyItem-RL-ReconfPrepFDD      PRESENCE mandatory}
}

DSCH-ModifyItem-RL-ReconfPrepFDD ::= SEQUENCE {
    dSCH-ID                DSCH-ID,
    dl-TransportFormatSet  TransportFormatSet          OPTIONAL,
    allocationRetentionPriority AllocationRetentionPriority OPTIONAL,
    frameHandlingPriority  FrameHandlingPriority       OPTIONAL,
    toAWS                  ToAWS                      OPTIONAL,
    toAWE                  ToAWE                      OPTIONAL,
    transportBearerRequestIndicator TransportBearerRequestIndicator,
    iE-Extensions         ProtocolExtensionContainer { { DSCH-ModifyItem-RL-ReconfPrepFDD-ExtIEs} }    OPTIONAL,
    ...
}

DSCH-ModifyItem-RL-ReconfPrepFDD-ExtIEs NBAP-PROTOCOL-EXTENSION ::= {
    { ID      id-bindingID                CRITICALITY ignore          EXTENSION BindingID                PRESENCE optional }|
    { ID      id-transportlayeraddress    CRITICALITY ignore          EXTENSION TransportLayerAddress        PRESENCE optional },
    ...
}

DSCH-DeleteList-RL-ReconfPrepFDD ::= SEQUENCE (SIZE (1..maxNrOfDSCHs)) OF ProtocolIE-Single-Container {{DSCH-DeleteItemIE-RL-ReconfPrepFDD }}

DSCH-DeleteItemIE-RL-ReconfPrepFDD NBAP-PROTOCOL-IES ::= {
    { ID      id-DSCH-DeleteItem-RL-ReconfPrepFDD      CRITICALITY reject          TYPE      DSCH-DeleteItem-RL-ReconfPrepFDD      PRESENCE mandatory}
}

DSCH-DeleteItem-RL-ReconfPrepFDD ::= SEQUENCE {
    dSCH-ID                DSCH-ID,
    iE-Extensions         ProtocolExtensionContainer { { DSCH-DeleteItem-RL-ReconfPrepFDD-ExtIEs} }    OPTIONAL,
    ...
}

DSCH-DeleteItem-RL-ReconfPrepFDD-ExtIEs NBAP-PROTOCOL-EXTENSION ::= {
    ...
}

TFCI2-BearerSpecificInformation-RL-ReconfPrepFDD ::= CHOICE {
    addOrModify          AddOrModify-TFCI2-RL-ReconfPrepFDD,
    delete              NULL
}

AddOrModify-TFCI2-RL-ReconfPrepFDD ::= SEQUENCE {
    toAWS                ToAWS,

```

Error! No text of specified style in document.

Error! No text of specified style in document.

```
toAWE
iE-Extensions
...
}

AddOrModify-TFCI2-RL-ReconfPrepFDD-ExtIEs NBAP-PROTOCOL-EXTENSION ::= {
  { ID id-TFCI2BearerRequestIndicator CRITICALITY reject EXTENSION TFCI2BearerRequestIndicator PRESENCE optional }|
  { ID id-bindingID CRITICALITY ignore EXTENSION BindingID PRESENCE optional }|
  { ID id-transportlayeraddress CRITICALITY ignore EXTENSION TransportLayerAddress PRESENCE optional },
  ...
}

RL-InformationList-RL-ReconfPrepFDD ::= SEQUENCE (SIZE (1..maxNrOfRLs)) OF ProtocolIE-Single-Container {{ RL-InformationItemIE-RL-ReconfPrepFDD }}

RL-InformationItemIE-RL-ReconfPrepFDD NBAP-PROTOCOL-IES ::= {
  { ID id-RL-InformationItem-RL-ReconfPrepFDD CRITICALITY reject TYPE RL-InformationItem-RL-
ReconfPrepFDD PRESENCE mandatory}
}

RL-InformationItem-RL-ReconfPrepFDD ::= SEQUENCE {
  rL-ID RL-ID,
  dl-CodeInformation FDD-DL-CodeInformation OPTIONAL,
  maxDL-Power DL-Power OPTIONAL,
  minDL-Power DL-Power OPTIONAL,
  not-Used-sSDT-Indication NULLSSDT Indication OPTIONAL,
  not-Used-sSDT-Cell-Identity NULLSSDT Cell Identity OPTIONAL,
  The IE shall be present if the SSDT Indication IE is set to "SSDT Active in the UE"
  transmitDiversityIndicator TransmitDiversityIndicator OPTIONAL,
  -- This IE shall be present if Diversity Mode IE is present in UL DPCH Information IE and it is not set to "none"
  iE-Extensions ProtocolExtensionContainer { { RL-InformationItem-RL-ReconfPrepFDD-ExtIEs } } OPTIONAL,
  ...
}

RL-InformationItem-RL-ReconfPrepFDD-ExtIEs NBAP-PROTOCOL-EXTENSION ::= {
{ ID id-SSDT-CellIDforEDSCHPC CRITICALITY ignore EXTENSION SSDT Cell Identity PRESENCE conditional }|
-- This IE shall be present if Enhanced DSCH PC IE is present in the DSCH Common Information IE.
  { ID id-DLReferencePower CRITICALITY ignore EXTENSION DL-Power PRESENCE optional }|
  { ID id-RL-Specific-DCH-Info CRITICALITY ignore EXTENSION RL-Specific-DCH-Info PRESENCE optional }|
  { ID id-DL-DPCH-TimingAdjustment CRITICALITY reject EXTENSION DL-DPCH-TimingAdjustment PRESENCE optional }|
  { ID id-Qth-Parameter CRITICALITY ignore EXTENSION Qth-Parameter PRESENCE optional }|
  { ID id-Primary-CPICH-Usage-for-Channel-Estimation CRITICALITY ignore EXTENSION Primary-CPICH-Usage-for-Channel-Estimation PRESENCE optional }|
  { ID id-Secondary-CPICH-Information-Change CRITICALITY ignore EXTENSION Secondary-CPICH-Information-Change PRESENCE optional },
  ...
}
```

Partially omitted

9.3.4 Information Elements Definitions

Partially omitted

Error! No text of specified style in document.

58

Error! No text of specified style in document.

```
-- =====  
-- Q  
-- =====
```

```
QE-Selector ::= ENUMERATED {  
    selected,  
    non-selected  
}
```

```
Qth-Parameter ::= INTEGER (-20..0)  
-- Unit dB, Step 1dB
```

```
-- =====  
-- R  
-- =====
```

```
RACH-SlotFormat ::= ENUMERATED {  
    v0,  
    v1,  
    v2,  
    v3,  
    ...  
}
```

```
RACH-SubChannelNumbers ::= BIT STRING {  
    subCh11(0),  
    subCh10(1),  
    subCh9(2),  
    subCh8(3),  
    subCh7(4),  
    subCh6(5),  
    subCh5(6),  
    subCh4(7),  
    subCh3(8),  
    subCh2(9),  
    subCh1(10),  
    subCh0(11)  
} (SIZE (12))
```

```
RL-Specific-DCH-Info ::= SEQUENCE (SIZE (1..maxNrOfDCHs)) OF RL-Specific-DCH-Info-Item
```

```
RL-Specific-DCH-Info-Item ::= SEQUENCE {  
    dch-id DCH-ID,  
    bindingID BindingID OPTIONAL,  
    transportlayeraddress TransportLayerAddress OPTIONAL,  
    iE-Extensions ProtocolExtensionContainer { { RL-Specific-DCH-Info-Item-ExtIEs} } OPTIONAL,  
    ...  
}
```

```
RL-Specific-DCH-Info-Item-ExtIEs NBAP-PROTOCOL-EXTENSION ::= {  
    ...  
}
```


Error! No text of specified style in document.

Error! No text of specified style in document.

```
Range-Correction-Rate ::= INTEGER (-127..127)
-- scaling factor 0.032 m/s

ReferenceClockAvailability ::= ENUMERATED {
    available,
    notAvailable
}

ReferenceSFNoffset ::= INTEGER (0..255)

RepetitionLength ::= INTEGER (1..63)

RepetitionPeriod ::= ENUMERATED {
    v1,
    v2,
    v4,
    v8,
    v16,
    v32,
    v64,
    ...
}

RepetitionNumber0 ::= INTEGER (0..255)

RepetitionNumber1 ::= INTEGER (1..256)

RefTFCNumber ::= INTEGER (0..3)

ReportCharacteristics ::= CHOICE {
    onDemand          NULL,
    periodic          ReportCharacteristicsType-ReportPeriodicity,
    event-a          ReportCharacteristicsType-EventA,
    event-b          ReportCharacteristicsType-EventB,
    event-c          ReportCharacteristicsType-EventC,
    event-d          ReportCharacteristicsType-EventD,
    event-e          ReportCharacteristicsType-EventE,
    event-f          ReportCharacteristicsType-EventF,
    ...,
    extension-ReportCharacteristics  Extension-ReportCharacteristics
}

Extension-ReportCharacteristics ::= ProtocolIE-Single-Container {{ Extension-ReportCharacteristicsIE }}

Extension-ReportCharacteristicsIE NBAP-PROTOCOL-IES ::= {
    { ID id-ReportCharacteristicsType-OnModification  CRITICALITY reject  TYPE ReportCharacteristicsType-OnModification  PRESENCE mandatory }
}

ReportCharacteristicsType-EventA ::= SEQUENCE {
    measurementThreshold          ReportCharacteristicsType-MeasurementThreshold,
    measurementHysteresisTime     ReportCharacteristicsType-ScaledMeasurementHysteresisTime          OPTIONAL,
    iE-Extensions                 ProtocolExtensionContainer { { ReportCharacteristicsType-EventA-ExtIEs } }  OPTIONAL,
    ...
}
```

Error! No text of specified style in document.

Error! No text of specified style in document.

```

}

ReportCharacteristicsType-EventA-ExtIEs NBAP-PROTOCOL-EXTENSION ::= {
    ...
}

ReportCharacteristicsType-EventB ::= SEQUENCE {
    measurementThreshold          ReportCharacteristicsType-MeasurementThreshold,
    measurementHysteresisTime     ReportCharacteristicsType-ScaledMeasurementHysteresisTime    OPTIONAL,
    iE-Extensions                 ProtocolExtensionContainer { { ReportCharacteristicsType-EventB-ExtIEs } }    OPTIONAL,
    ...
}

ReportCharacteristicsType-EventB-ExtIEs NBAP-PROTOCOL-EXTENSION ::= {
    ...
}

ReportCharacteristicsType-EventC ::= SEQUENCE {
    measurementIncreaseThreshold  ReportCharacteristicsType-MeasurementIncreaseDecreaseThreshold,
    measurementChangeTime        ReportCharacteristicsType-ScaledMeasurementChangeTime,
    iE-Extensions                 ProtocolExtensionContainer { { ReportCharacteristicsType-EventC-ExtIEs } }    OPTIONAL,
    ...
}

ReportCharacteristicsType-EventC-ExtIEs NBAP-PROTOCOL-EXTENSION ::= {
    ...
}

ReportCharacteristicsType-EventD ::= SEQUENCE {
    measurementDecreaseThreshold  ReportCharacteristicsType-MeasurementIncreaseDecreaseThreshold,
    measurementChangeTime        ReportCharacteristicsType-ScaledMeasurementChangeTime,
    iE-Extensions                 ProtocolExtensionContainer { { ReportCharacteristicsType-EventD-ExtIEs } }    OPTIONAL,
    ...
}

ReportCharacteristicsType-EventD-ExtIEs NBAP-PROTOCOL-EXTENSION ::= {
    ...
}

ReportCharacteristicsType-EventE ::= SEQUENCE {
    measurementThreshold1        ReportCharacteristicsType-MeasurementThreshold,
    measurementThreshold2        ReportCharacteristicsType-MeasurementThreshold    OPTIONAL,
    measurementHysteresisTime     ReportCharacteristicsType-ScaledMeasurementHysteresisTime    OPTIONAL,
    reportPeriodicity             ReportCharacteristicsType-ReportPeriodicity    OPTIONAL,
    iE-Extensions                 ProtocolExtensionContainer { { ReportCharacteristicsType-EventE-ExtIEs } }    OPTIONAL,
    ...
}

ReportCharacteristicsType-EventE-ExtIEs NBAP-PROTOCOL-EXTENSION ::= {
    ...
}

ReportCharacteristicsType-EventF ::= SEQUENCE {
```

Error! No text of specified style in document.

Error! No text of specified style in document.

```
measurementThreshold1      ReportCharacteristicsType-MeasurementThreshold,
measurementThreshold2      ReportCharacteristicsType-MeasurementThreshold      OPTIONAL,
measurementHysteresisTime  ReportCharacteristicsType-ScaledMeasurementHysteresisTime  OPTIONAL,
reportPeriodicity         ReportCharacteristicsType-ReportPeriodicity      OPTIONAL,
iE-Extensions             ProtocolExtensionContainer { { ReportCharacteristicsType-EventF-ExtIEs } }      OPTIONAL,
...
}

ReportCharacteristicsType-EventF-ExtIEs NBAP-PROTOCOL-EXTENSION ::= {
...
}

ReportCharacteristicsType-OnModification ::= SEQUENCE {
measurementThreshold      ReportCharacteristicsType-MeasurementThreshold,
iE-Extensions             ProtocolExtensionContainer { { ReportCharacteristicsType-OnModification-ExtIEs } }      OPTIONAL,
...
}

ReportCharacteristicsType-OnModification-ExtIEs NBAP-PROTOCOL-EXTENSION ::= {
...
}

ReportCharacteristicsType-MeasurementIncreaseDecreaseThreshold ::= CHOICE {
received-total-wide-band-power      Received-total-wide-band-power-Value-IncrDecrThres,
transmitted-carrier-power           Transmitted-Carrier-Power-Value,
acknowledged-prach-preambles       Acknowledged-PRACH-preambles-Value,
uL-TimeslotISCP                     UL-TimeslotISCP-Value-IncrDecrThres,
sir                                  SIR-Value-IncrDecrThres,
sir-error                           SIR-Error-Value-IncrDecrThres,
transmitted-code-power              Transmitted-Code-Power-Value-IncrDecrThres,
rscp                                 RSCP-Value-IncrDecrThres,
round-trip-time                     Round-Trip-Time-IncrDecrThres,
acknowledged-PCPCH-access-preambles Acknowledged-PCPCH-access-preambles,
detected-PCPCH-access-preambles     Detected-PCPCH-access-preambles,
...
extension-ReportCharacteristicsType-MeasurementIncreaseDecreaseThreshold      Extension-ReportCharacteristicsType-
MeasurementIncreaseDecreaseThreshold
}

Extension-ReportCharacteristicsType-MeasurementIncreaseDecreaseThreshold ::= ProtocolIE-Single-Container {{ Extension-ReportCharacteristicsType-
MeasurementIncreaseDecreaseThresholdIE }}

Extension-ReportCharacteristicsType-MeasurementIncreaseDecreaseThresholdIE NBAP-PROTOCOL-IES ::= {
{ ID id-TransmittedCarrierPowerOfAllCodesNotUsedForHS-PDSCHOrHS-SCCHTransmission CRITICALITY reject      TYPE
TransmittedCarrierPowerOfAllCodesNotUsedForHS-PDSCHOrHS-SCCHTransmissionValue PRESENCE mandatory}
}

ReportCharacteristicsType-MeasurementThreshold ::= CHOICE {
received-total-wide-band-power      Received-total-wide-band-power-Value,
transmitted-carrier-power           Transmitted-Carrier-Power-Value,
acknowledged-prach-preambles       Acknowledged-PRACH-preambles-Value,
uL-TimeslotISCP                     UL-TimeslotISCP-Value,
sir                                  SIR-Value,
```

Error! No text of specified style in document.

Error! No text of specified style in document.

```
sir-error                SIR-Error-Value,
transmitted-code-power   Transmitted-Code-Power-Value,
rscp                     RSCP-Value,
rx-timing-deviation     Rx-Timing-Deviation-Value,
round-trip-time         Round-Trip-Time-Value,
acknowledged-PCPCH-access-preambles Acknowledged-PCPCH-access-preambles,
detected-PCPCH-access-preambles     Detected-PCPCH-access-preambles,
...,
extension-ReportCharacteristicsType-MeasurementThreshold      Extension-ReportCharacteristicsType-MeasurementThreshold
}

Extension-ReportCharacteristicsType-MeasurementThreshold ::= ProtocolIE-Single-Container {{ Extension-ReportCharacteristicsType-
MeasurementThresholdIE }}

Extension-ReportCharacteristicsType-MeasurementThresholdIE NBAP-PROTOCOL-IES ::= {
  { ID id-TUTRANGPSMeasurementThresholdInformation CRITICALITY reject TYPE TUTRANGPSMeasurementThresholdInformation PRESENCE mandatory }|
  { ID id-SFNFSNMeasurementThresholdInformation CRITICALITY reject TYPE SFNFSNMeasurementThresholdInformation PRESENCE mandatory }|
  { ID id-Rx-Timing-Deviation-Value-LCR CRITICALITY reject TYPE Rx-Timing-Deviation-Value-LCR PRESENCE mandatory}|
  { ID id-HS-SICH-Reception-Quality-Measurement-Value CRITICALITY reject TYPE HS-SICH-Reception-Quality-Measurement-Value PRESENCE mandatory}|
  { ID id-TransmittedCarrierPowerOfAllCodesNotUsedForHS-PDSCHOrHS-SCCHTransmission CRITICALITY reject TYPE
TransmittedCarrierPowerOfAllCodesNotUsedForHS-PDSCHOrHS-SCCHTransmissionValue PRESENCE mandatory}|
  { ID id-HS-DSCHRequiredPowerValue CRITICALITY reject TYPE HS-DSCHRequiredPowerValue PRESENCE mandatory}
}

ReportCharacteristicsType-ScaledMeasurementChangeTime ::= CHOICE {
  msec MeasurementChangeTime-Scaledmsec,
  ...
}

MeasurementChangeTime-Scaledmsec ::= INTEGER (1..6000,...)
-- MeasurementChangeTime-Scaledmsec = Time * 10
-- Unit ms, Range 10ms .. 60000ms(1min), Step 10ms

ReportCharacteristicsType-ScaledMeasurementHysteresisTime ::= CHOICE {
  msec MeasurementHysteresisTime-Scaledmsec,
  ...
}

MeasurementHysteresisTime-Scaledmsec ::= INTEGER (1..6000,...)
-- MeasurementHysteresisTime-Scaledmsec = Time * 10
-- Unit ms, Range 10ms .. 60000ms(1min), Step 10ms

ReportCharacteristicsType-ReportPeriodicity ::= CHOICE {
  msec ReportPeriodicity-Scaledmsec,
  min ReportPeriodicity-Scaledmin,
  ...
}

ReportPeriodicity-Scaledmsec ::= INTEGER (1..6000,...)
-- ReportPeriodicity-msec = ReportPeriodicity * 10
-- Unit ms, Range 10ms .. 60000ms(1min), Step 10ms

ReportPeriodicity-Scaledmin ::= INTEGER (1..60,...)
```

Error! No text of specified style in document.

63

Error! No text of specified style in document.

```
-- Unit min, Range 1min .. 60min(hour), Step 1min

ReportPeriodicity-Scaledhour ::= INTEGER (1..24,...)
-- Unit hour, Range 1hour .. 24hours(day), Step 1hour

ResourceOperationalState ::= ENUMERATED {
    enabled,
    disabled
}

RL-ID ::= INTEGER (0..31)

RL-Set-ID          ::= INTEGER (0..31)

RLC-Mode          ::= ENUMERATED {
    rLC-AM,
    rLC-UM,
    ...
}

Round-Trip-Time-IncrDecrThres ::= INTEGER(0..32766)

RNC-ID            ::= INTEGER (0..4095)

Round-Trip-Time-Value ::= INTEGER(0..32767)
-- According to mapping in [22]

RSCP-Value ::= INTEGER (0..127)
-- According to mapping in [23]

RSCP-Value-IncrDecrThres ::= INTEGER (0..126)

Received-total-wide-band-power-Value ::= INTEGER(0..621)
-- According to mapping in [22]/[23]

Received-total-wide-band-power-Value-IncrDecrThres ::= INTEGER (0..620)

RequestedDataValueInformation ::= CHOICE {
    informationAvailable      InformationAvailable,
    informationnotAvailable   InformationnotAvailable
}

InformationAvailable ::= SEQUENCE {
    requesteddataValue      RequestedDataValue,
    ie-Extensions           ProtocolExtensionContainer { { InformationAvailableItem-ExtIEs } } OPTIONAL,
    ...
}

InformationAvailableItem-ExtIEs NBAP-PROTOCOL-EXTENSION ::= {
```

```

...
}

InformationnotAvailable ::= NULL

RequestedDataValue ::= SEQUENCE {
    dgps-corrections      DGPSCorrections                OPTIONAL,
    gps-navandrecovery    GPS-NavigationModel-and-TimeRecovery  OPTIONAL,
    gps-ionos-model       GPS-Ionospheric-Model            OPTIONAL,
    gps-utc-model         GPS-UTC-Model                    OPTIONAL,
    gps-almanac           GPS-Almanac                      OPTIONAL,
    gps-rt-integrity     GPS-RealTime-Integrity           OPTIONAL,
    gpsrxpos              GPS-RX-POS                      OPTIONAL,
    iE-Extensions        ProtocolExtensionContainer { { RequestedDataValue-ExtIEs } } OPTIONAL,
    ...
}

RequestedDataValue-ExtIEs NBAP-PROTOCOL-EXTENSION ::= {
    ...
}

Rx-Timing-Deviation-Value ::= INTEGER (0..8191)
-- According to mapping in [23]

Rx-Timing-Deviation-Value-LCR ::= INTEGER (0..511)
-- According to mapping in [23]

-- =====
-- S
-- =====

AdjustmentPeriod          ::= INTEGER(1..256)
-- Unit Frame

SAT-ID ::= INTEGER (0..63)

SAT-Info-Almanac ::= SEQUENCE (SIZE (1..maxNoSat)) OF SAT-Info-Almanac-Item

SAT-Info-Almanac-Item ::= SEQUENCE {
    data-id      DATA-ID,
    sat-id       SAT-ID,
    gps-e-alm    BIT STRING (SIZE (16)),
    gps-toa-alm  BIT STRING (SIZE (8)),
    gps-delta-I-alm  BIT STRING (SIZE (16)),
    omegadot-alm  BIT STRING (SIZE (16)),
    svhealth-alm  BIT STRING (SIZE (8)),
    gps-a-sqrt-alm  BIT STRING (SIZE (24)),
    omegazero-alm  BIT STRING (SIZE (24)),
    m-zero-alm    BIT STRING (SIZE (24)),
    gps-omega-alm  BIT STRING (SIZE (24)),
    gps-af-zero-alm  BIT STRING (SIZE (11)),
    gps-af-one-alm  BIT STRING (SIZE (11)),

```

Error! No text of specified style in document.

Error! No text of specified style in document.

```
ie-Extensions      ProtocolExtensionContainer { { SAT-Info-Almanac-Item-ExtIEs } }      OPTIONAL,
...
} -- This GPS-Almanac-Information is for the 1st 16 satellites

SAT-Info-Almanac-Item-ExtIEs NBAP-PROTOCOL-EXTENSION ::= {
...
}

SAT-Info-Almanac-ExtList      ::= SEQUENCE (SIZE (1..maxNrOfSatAlmanac-maxNoSat)) OF SAT-Info-Almanac-ExtItem

SAT-Info-Almanac-ExtItem      ::= SEQUENCE {
  data-id      DATA-ID,
  sat-id      SAT-ID,
  gps-e-alm      BIT STRING (SIZE (16)),
  gps-toa-alm      BIT STRING (SIZE (8)),
  gps-delta-I-alm      BIT STRING (SIZE (16)),
  omegadot-alm      BIT STRING (SIZE (16)),
  svhealth-alm      BIT STRING (SIZE (8)),
  gps-a-sqrt-alm      BIT STRING (SIZE (24)),
  omegazero-alm      BIT STRING (SIZE (24)),
  m-zero-alm      BIT STRING (SIZE (24)),
  gps-omega-alm      BIT STRING (SIZE (24)),
  gps-af-zero-alm      BIT STRING (SIZE (11)),
  gps-af-one-alm      BIT STRING (SIZE (11)),
  ie-Extensions      ProtocolExtensionContainer { { SAT-Info-Almanac-ExtItemIEs } }      OPTIONAL,
...
} -- Includes the GPS-Almanac-Information for 17th through 32nd satellites.

SAT-Info-Almanac-ExtItemIEs NBAP-PROTOCOL-EXTENSION ::= {
...
}

SAT-Info-DGPSCorrections ::= SEQUENCE (SIZE (1..maxNoSat)) OF SAT-Info-DGPSCorrections-Item

SAT-Info-DGPSCorrections-Item ::= SEQUENCE {
  sat-id      SAT-ID,
  iode-dgps      BIT STRING (SIZE (8)),
  udre      UDRE,
  prc      PRC,
  range-correction-rate      Range-Correction-Rate,
  ie-Extensions      ProtocolExtensionContainer { { SAT-Info-DGPSCorrections-Item-ExtIEs } }      OPTIONAL,
...
}

SAT-Info-DGPSCorrections-Item-ExtIEs NBAP-PROTOCOL-EXTENSION ::= {
...
}

SATInfo-RealTime-Integrity ::= SEQUENCE (SIZE (1..maxNoSat)) OF SAT-Info-RealTime-Integrity-Item
```

Error! No text of specified style in document.

Error! No text of specified style in document.

```
SAT-Info-RealTime-Integrity-Item ::= SEQUENCE {
    bad-sat-id      SAT-ID,
    ie-Extensions   ProtocolExtensionContainer { { SAT-Info-RealTime-Integrity-Item-ExtIEs } } OPTIONAL,
    ...
}

SAT-Info-RealTime-Integrity-Item-ExtIEs NBAP-PROTOCOL-EXTENSION ::= {
    ...
}

ScaledAdjustmentRatio ::= INTEGER(0..100)
-- AdjustmentRatio = ScaledAdjustmentRatio / 100

MaxAdjustmentStep ::= INTEGER(1..10)
-- Unit Slot

SchedulingPriorityIndicator ::= INTEGER (0..15) -- lowest (0), highest (15)

SID ::= INTEGER (0..maxNrOfMACdPDUIndexes-1)

ScramblingCodeNumber ::= INTEGER (0..15)

Secondary-CPICH-Information-Change ::= CHOICE {
    new-secondary-CPICH      CommonPhysicalChannelID,
    secondary-CPICH-shall-not-be-used  NULL,
    ...
}

SecondaryCCPCH-SlotFormat ::= INTEGER(0..17,...)

Segment-Type ::= ENUMERATED {
    first-segment,
    first-segment-short,
    subsequent-segment,
    last-segment,
    last-segment-short,
    complete-SIB,
    complete-SIB-short,
    ...
}

S-FieldLength ::= ENUMERATED {
    v1,
    v2,
    ...
}

SFN ::= INTEGER (0..4095)

SFNSFN-FDD ::= INTEGER (0..614399)
```


Error! No text of specified style in document.

Error! No text of specified style in document.

```
SFNSFN-TDD ::= INTEGER (0..40961)

SFNSFNChangeLimit ::= INTEGER (1..256)
-- Unit chip, Step 1/16 chip, Range 1/16..16 chip

SFNSFNDriftRate ::= INTEGER (-100..100)
-- Unit chip/s, Step 1/256 chip/s, Range -100/256..+100/256 chip/s

SFNSFNDriftRateQuality ::= INTEGER (0..100)
-- Unit chip/s, Step 1/256 chip/s, Range 0..100/256 chip/s

SFNSFNMeasurementThresholdInformation ::= SEQUENCE {
    sFNSFNChangeLimit          SFNSFNChangeLimit          OPTIONAL,
    predictedSFNSFNDeviationLimit PredictedSFNSFNDeviationLimit OPTIONAL,
    iE-Extensions              ProtocolExtensionContainer { { SFNSFNMeasurementThresholdInformation-ExtIEs} } OPTIONAL,
    ...
}

SFNSFNMeasurementThresholdInformation-ExtIEs NBAP-PROTOCOL-EXTENSION ::= {
    ...
}

SFNSFNMeasurementValueInformation ::= SEQUENCE {
    successfullNeighbouringCellSFNSFNObservedTimeDifferenceMeasurementInformation SEQUENCE (SIZE(1..maxNrOfMeasNCell)) OF
        SEQUENCE {
            uC-Id          UC-Id,
            sFNSFNValue    SFNSFNValue,
            sFNSFNQuality  SFNSFNQuality          OPTIONAL,
            sFNSFNDriftRate SFNSFNDriftRate,
            sFNSFNDriftRateQuality SFNSFNDriftRateQuality OPTIONAL,
            sFNSFNTimeStampInformation SFNSFNTimeStampInformation,
            iE-Extensions  ProtocolExtensionContainer { { SuccessfullNeighbouringCellSFNSFNObservedTimeDifferenceMeasurementInformationItem-
ExtIEs} } OPTIONAL,
            ...
        },
    unsuccessfullNeighbouringCellSFNSFNObservedTimeDifferenceMeasurementInformation SEQUENCE (SIZE(0..maxNrOfMeasNCell-1)) OF
        SEQUENCE {
            uC-Id          UC-Id,
            iE-Extensions  ProtocolExtensionContainer { { UnsuccessfullNeighbouringCellSFNSFNObservedTimeDifferenceMeasurementInformationItem-
ExtIEs} } OPTIONAL,
            ...
        },
    iE-Extensions  ProtocolExtensionContainer { { SFNSFNMeasurementValueInformationItem-ExtIEs} } OPTIONAL,
    ...
}

SFNSFNMeasurementValueInformationItem-ExtIEs NBAP-PROTOCOL-EXTENSION ::= {
    ...
}
```

Error! No text of specified style in document.

Error! No text of specified style in document.

```
SuccessfullNeighbouringCellSFNSFNObservedTimeDifferenceMeasurementInformationItem-ExtIEs NBAP-PROTOCOL-EXTENSION ::= {
    ...
}

UnsuccessfullNeighbouringCellSFNSFNObservedTimeDifferenceMeasurementInformationItem-ExtIEs NBAP-PROTOCOL-EXTENSION ::= {
    ...
}

SFNSFNQuality ::= INTEGER (0..255)
-- Unit chip, Step 1/16 chip, Range 0.. 255/16 chip

ShutdownTimer ::= INTEGER (1..3600)
-- Unit sec

SIB-Originator ::= ENUMERATED {
    nodeB,
    cRNC,
    ...
}

SIR-Error-Value ::= INTEGER (0..125)
-- According to mapping in [22]

SFNSFNTimeStampInformation ::= CHOICE {
    sFNSFNTimeStamp-FDD      SFN,
    sFNSFNTimeStamp-TDD      SFNSFNTimeStamp-TDD,
    ...}

SFNSFNTimeStamp-TDD ::= SEQUENCE {
    sFN                      SFN,
    timeSlot                 TimeSlot,
    iE-Extensions            ProtocolExtensionContainer { { SFNSFNTimeStamp-ExtIEs } } OPTIONAL,
    ...
}

SFNSFNTimeStamp-ExtIEs NBAP-PROTOCOL-EXTENSION ::= {
    ...
}

SFNSFNValue ::= CHOICE {
    sFNSFN-FDD              SFNSFN-FDD,
    sFNSFN-TDD              SFNSFN-TDD,
    ...
}

SIR-Error-Value-IncrDecrThres ::= INTEGER (0..124)
```

Error! No text of specified style in document.

Error! No text of specified style in document.

```
SIR-Value ::= INTEGER (0..63)
-- According to mapping in [22]/[23]
```

```
SIR-Value-IncrDecrThres ::= INTEGER (0..62)
```

```
SignallingBearerRequestIndicator ::= ENUMERATED {bearerRequested}
```

```
SpecialBurstScheduling ::= INTEGER (1..256) -- Number of frames between special burst transmission during DTX
```

```
SSDT_Cell_Identity ::= ENUMERATED {a, b, c, d, e, f, g, h}
```

```
SSDT_CellID_Length ::= ENUMERATED {
    short,
    medium,
    long
}
```

```
SSDT_Indication ::= ENUMERATED {
    ssdt_active_in_the_UE,
    ssdt_not_active_in_the_UE
}
```

```
Start-Of-Audit-Sequence-Indicator ::= ENUMERATED {
    start-of-audit-sequence,
    not-start-of-audit-sequence
}
```

```
STTD-Indicator ::= ENUMERATED {
    active,
    inactive,
    ...
}
```

```
SSDT-SupportIndicator ::= ENUMERATED {
    Not-Used-sSDT-Supported,
    sSDT-not-supported
}
```

```
SyncCase ::= INTEGER (1..2,...)
```

```
SYNCD1CodeId ::= INTEGER (1..32,...)
```

```
SyncFrameNumber ::= INTEGER (1..10)
```

```
SynchronisationReportCharacteristics ::= SEQUENCE {
    synchronisationReportCharacteristicsType SynchronisationReportCharacteristicsType,
    synchronisationReportCharactThreExc SynchronisationReportCharactThreExc OPTIONAL,
    -- This IE shall be included if the synchronisationReportCharacteristicsType IE is set to "thresholdExceeding".
}
```

Error! No text of specified style in document.

70

Error! No text of specified style in document.

```
iE-Extensions          ProtocolExtensionContainer { { SynchronisationReportCharacteristics-ExtIEs } } OPTIONAL,
...
}

SynchronisationReportCharacteristics-ExtIEs NBAP-PROTOCOL-EXTENSION ::= {
  { ID id-SyncDLCodeIdThreInfoLCR CRITICALITY ignore EXTENSION   SyncDLCodeIdThreInfoLCR   PRESENCE optional },
  ...
}

SynchronisationReportCharactThreExc ::= SEQUENCE (SIZE (1..maxNrOfCellSyncBursts)) OF SynchronisationReportCharactThreInfoItem -- Mandatory for
3.84Mcps TDD only. Not Applicable to 1.28Mcps TDD.

SynchronisationReportCharactThreInfoItem ::= SEQUENCE {
  syncFrameNumber      SyncFrameNumber,
  cellSyncBurstInformation SEQUENCE (SIZE (1.. maxNrOfReceptsPerSyncFrame)) OF SynchronisationReportCharactCellSyncBurstInfoItem,
  iE-Extensions        ProtocolExtensionContainer { { SynchronisationReportCharactThreInfoItem-ExtIEs } } OPTIONAL,
  ...
}

SynchronisationReportCharactThreInfoItem-ExtIEs NBAP-PROTOCOL-EXTENSION ::= {
  ...
}

SynchronisationReportCharactCellSyncBurstInfoItem ::= SEQUENCE {
  cellSyncBurstCode      CellSyncBurstCode,
  cellSyncBurstCodeShift CellSyncBurstCodeShift,
  cellSyncBurstTiming    CellSyncBurstTiming OPTIONAL,
  cellSyncBurstTimingThreshold CellSyncBurstTimingThreshold OPTIONAL,
  iE-Extensions          ProtocolExtensionContainer { { SynchronisationReportCharactCellSyncBurstInfoItem-ExtIEs } } OPTIONAL,
  ...
}

SynchronisationReportCharactCellSyncBurstInfoItem-ExtIEs NBAP-PROTOCOL-EXTENSION ::= {
  ...
}

SyncDLCodeIdThreInfoLCR ::= SEQUENCE (SIZE (0..maxNrOfSyncFramesLCR)) OF SyncDLCodeIdThreInfoList --Mandatory for 1.28Mcps TDD only. Not Applicable
to 3.84Mcps TDD.

SyncDLCodeIdThreInfoList ::= SEQUENCE {
  syncFrameNoToReceive   SyncFrameNumber,
  syncDLCodeIdInfoLCR    SyncDLCodeInfoListLCR,
  iE-Extensions          ProtocolExtensionContainer { { SyncDLCodeIdThreInfoList-ExtIEs } } OPTIONAL,
  ...
}

SyncDLCodeIdThreInfoList-ExtIEs NBAP-PROTOCOL-EXTENSION ::= {
  ...
}

SyncDLCodeInfoListLCR ::= SEQUENCE (SIZE (1..maxNrOfSyncDLCodesLCR)) OF SyncDLCodeInfoItemLCR

SyncDLCodeInfoItemLCR ::= SEQUENCE {
```

Error! No text of specified style in document.

Error! No text of specified style in document.

```

syncDLCodeId          SYNCDLCodeId,
syncDLCodeIdArrivTime CellSyncBurstTimingLCR          OPTIONAL,
syncDLCodeIdTimingThre CellSyncBurstTimingThreshold    OPTIONAL,
iE-Extensions        ProtocolExtensionContainer { { SyncDLCodeInfoItem-LCR-ExtIEs } }  OPTIONAL,
...
}

SyncDLCodeInfoItem-LCR-ExtIEs NBAP-PROTOCOL-EXTENSION ::= {
...
}

SynchronisationReportCharacteristicsType ::= ENUMERATED {
frameRelated,
sFNperiodRelated,
cycleLengthRelated,
thresholdExceeding,
frequencyAcquisitionCompleted,
...
}

SynchronisationReportType ::= ENUMERATED {
initialPhase,
steadyStatePhase,
lateEntrantCell,
frequencyAcquisition,
...
}

-- =====
-- T
-- =====

```

Partially omitted

9.3.6 Constant Definitions

```

-- *****
--
-- Constant definitions
--
-- *****

NBAP-Constants {
itu-t (0) identified-organization (4) etsi (0) mobileDomain (0)
umts-Access (20) modules (3) nbap (2) version1 (1) nbap-Constants (4)}

DEFINITIONS AUTOMATIC TAGS ::=

BEGIN

```

Error! No text of specified style in document.

Error! No text of specified style in document.

```
IMPORTS
    ProcedureCode,
    ProtocolIE-ID
FROM NBAP-CommonDataTypes;

-- *****
--
-- Elementary Procedures
--
-- *****

id-audit                ProcedureCode ::= 0
id-auditRequired        ProcedureCode ::= 1
id-blockResource        ProcedureCode ::= 2
id-cellDeletion         ProcedureCode ::= 3
id-cellReconfiguration  ProcedureCode ::= 4
id-cellSetup            ProcedureCode ::= 5
id-cellSynchronisation  ProcedureCode ::= 45
id-cellSynchronisationReconfiguration ProcedureCode ::= 46
id-cellSynchronisationReporting ProcedureCode ::= 47
id-cellSynchronisationTermination ProcedureCode ::= 48
id-cellSynchronisationFailure ProcedureCode ::= 49
id-commonMeasurementFailure ProcedureCode ::= 6
id-commonMeasurementInitiation ProcedureCode ::= 7
id-commonMeasurementReport ProcedureCode ::= 8
id-commonMeasurementTermination ProcedureCode ::= 9
id-commonTransportChannelDelete ProcedureCode ::= 10
id-commonTransportChannelReconfigure ProcedureCode ::= 11
id-commonTransportChannelSetup ProcedureCode ::= 12
id-compressedModeCommand ProcedureCode ::= 14
id-dedicatedMeasurementFailure ProcedureCode ::= 16
id-dedicatedMeasurementInitiation ProcedureCode ::= 17
id-dedicatedMeasurementReport ProcedureCode ::= 18
id-dedicatedMeasurementTermination ProcedureCode ::= 19
id-downlinkPowerControl ProcedureCode ::= 20
id-downlinkPowerTimeslotControl ProcedureCode ::= 38
id-errorIndicationForCommon ProcedureCode ::= 35
id-errorIndicationForDedicated ProcedureCode ::= 21
id-informationExchangeFailure ProcedureCode ::= 40
id-informationExchangeInitiation ProcedureCode ::= 41
id-informationExchangeTermination ProcedureCode ::= 42
id-informationReporting ProcedureCode ::= 43
id-BearerRearrangement ProcedureCode ::= 50
id-physicalSharedChannelReconfiguration ProcedureCode ::= 37
id-privateMessageForCommon ProcedureCode ::= 36
id-privateMessageForDedicated ProcedureCode ::= 22
id-radioLinkAddition    ProcedureCode ::= 23
id-radioLinkDeletion    ProcedureCode ::= 24
id-radioLinkFailure     ProcedureCode ::= 25
id-radioLinkPreemption  ProcedureCode ::= 39
id-radioLinkRestoration ProcedureCode ::= 26
id-radioLinkSetup       ProcedureCode ::= 27
id-reset                ProcedureCode ::= 13
```

Error! No text of specified style in document.

73

Error! No text of specified style in document.

```
id-resourceStatusIndication          ProcedureCode ::= 28
id-cellSynchronisationAdjustment     ProcedureCode ::= 44
id-synchronisedRadioLinkReconfigurationCancellation ProcedureCode ::= 29
id-synchronisedRadioLinkReconfigurationCommit ProcedureCode ::= 30
id-synchronisedRadioLinkReconfigurationPreparation ProcedureCode ::= 31
id-systemInformationUpdate           ProcedureCode ::= 32
id-unblockResource                   ProcedureCode ::= 33
id-unSynchronisedRadioLinkReconfiguration ProcedureCode ::= 34
id-radioLinkActivation               ProcedureCode ::= 51
id-radioLinkParameterUpdate         ProcedureCode ::= 52
```

```
-- *****
--
-- Lists
--
-- *****
```

```
maxNrOfCodes          INTEGER ::= 10
maxNrOfDLTSs          INTEGER ::= 15
maxNrOfDLTSLCRs       INTEGER ::= 6
maxNrOfErrors         INTEGER ::= 256
maxNrOfTFs            INTEGER ::= 32
maxNrOfTFCs           INTEGER ::= 1024
maxNrOfRLs            INTEGER ::= 16
maxNrOfRLs-1          INTEGER ::= 15 -- maxNrOfRLs - 1
maxNrOfRLs-2          INTEGER ::= 14 -- maxNrOfRLs - 2
maxNrOfRLSets         INTEGER ::= maxNrOfRLs
maxNrOfDPCHs          INTEGER ::= 240
maxNrOfDPCHLCRs       INTEGER ::= 240
maxNrOfSCCPCHs        INTEGER ::= 8
maxNrOfCPCHs          INTEGER ::= 16
maxNrOfPCPCHs         INTEGER ::= 64
maxNrOfDCHs           INTEGER ::= 128
maxNrOfDSCHs          INTEGER ::= 32
maxNrOfFACHs          INTEGER ::= 8
maxNrOfCCTrCHs        INTEGER ::= 16
maxNrOfPDSCHs         INTEGER ::= 256
maxNrOfHSPDSCHs       INTEGER ::= 16
maxNrOfPUSCHs         INTEGER ::= 256
maxNrOfPDSCHSets      INTEGER ::= 256
maxNrOfPRACHLCRs      INTEGER ::= 8
maxNrOfPUSCHSets      INTEGER ::= 256
maxNrOfSCCPCHLCRs     INTEGER ::= 8
maxNrOfULTSs          INTEGER ::= 15
maxNrOfULTSLCRs       INTEGER ::= 6
maxNrOfUSCHs          INTEGER ::= 32
maxAPSigNum           INTEGER ::= 16
maxNrOfSlotFormatsPRACH INTEGER ::= 8
maxCellInNodeB        INTEGER ::= 256
maxCCPinNodeB         INTEGER ::= 256
maxCPCHCell           INTEGER ::= maxNrOfCPCHs
maxCTFC               INTEGER ::= 16777215
maxLocalCellInNodeB   INTEGER ::= maxCellInNodeB
```

Error! No text of specified style in document.

Error! No text of specified style in document.

```
maxNoofLen                INTEGER ::= 7
maxFPACHCell              INTEGER ::= 8
maxRACHCell               INTEGER ::= maxPRACHCell
maxPRACHCell              INTEGER ::= 16
maxPCPCHCell             INTEGER ::= 64
maxSCCPCHCell            INTEGER ::= 32
maxSCPICHCell            INTEGER ::= 32
maxTTI-count             INTEGER ::= 4
maxIBSEG                 INTEGER ::= 16
maxIB                    INTEGER ::= 64
maxFACHCell              INTEGER ::= 256 -- maxNrOfFACHs * maxSCCPCHCell
maxRateMatching          INTEGER ::= 256
maxCodeNrComp-1         INTEGER ::= 256
maxHS-PDSCHCodeNrComp-1  INTEGER ::= 15
maxHS-SCCHCodeNrComp-1  INTEGER ::= 127
maxNrOfCellSyncBursts   INTEGER ::= 10
maxNrOfCodeGroups       INTEGER ::= 256
maxNrOfReceptsPerSyncFrame  INTEGER ::= 16
maxNrOfMeasNCell        INTEGER ::= 96
maxNrOfMeasNCell-1      INTEGER ::= 95 -- maxNrOfMeasNCell - 1
maxNrOfTFClGroups       INTEGER ::= 256
maxNrOfTFClCombs        INTEGER ::= 512
maxNrOfTFCl2Combs       INTEGER ::= 1024
maxNrOfTFCl2Combs-1    INTEGER ::= 1023
maxNrOfSF               INTEGER ::= 8
maxTGPS                 INTEGER ::= 6
maxCommunicationContext  INTEGER ::= 1048575
maxNrOfLevels           INTEGER ::= 256
maxNoSat                INTEGER ::= 16
maxNoGPSItems           INTEGER ::= 8
maxNrOfHSSCCHs          INTEGER ::= 32
maxNrOfHSSICHs          INTEGER ::= 4
maxNrOfSyncFramesLCR    INTEGER ::= 512
maxNrOfReceptionsperSyncFrameLCR  INTEGER ::= 8
maxNrOfSyncDLCodesLCR   INTEGER ::= 32
maxNrOfHSSCCHCodes      INTEGER ::= 4
maxNrOfMACdFlows        INTEGER ::= 8
maxNrOfMACdFlows-1     INTEGER ::= 7 -- maxNrOfMACdFlows - 1
maxNrOfMACdPDUIndexes   INTEGER ::= 8
maxNrOfMACdPDUIndexes-1  INTEGER ::= 7 -- maxNoOfMACdPDUIndexes - 1
maxNrOfPriorityQueues   INTEGER ::= 8
maxNrOfPriorityQueues-1  INTEGER ::= 7 -- maxNoOfPriorityQueues - 1
maxNrOfHARQProcesses    INTEGER ::= 8
maxNrOfContextsOnUeList  INTEGER ::= 16
maxNrOfCellPortionsPerCell  INTEGER ::= 64
maxNrOfCellPortionsPerCell-1  INTEGER ::= 63
maxNrOfPriorityClasses   INTEGER ::= 16
maxNrOfSatAlmanac-maxNoSat  INTEGER ::= 16 -- maxNrofSatAlmanac - maxNoSat
```

```
-- *****
--
-- IEs
```


--
-- *****

id-AICH-Information	ProtocolIE-ID ::= 0
id-AICH-InformationItem-ResourceStatusInd	ProtocolIE-ID ::= 1
id-BCH-Information	ProtocolIE-ID ::= 7
id-BCH-InformationItem-ResourceStatusInd	ProtocolIE-ID ::= 8
id-BCCH-ModificationTime	ProtocolIE-ID ::= 9
id-BlockingPriorityIndicator	ProtocolIE-ID ::= 10
id-Cause	ProtocolIE-ID ::= 13
id-CCP-InformationItem-AuditRsp	ProtocolIE-ID ::= 14
id-CCP-InformationList-AuditRsp	ProtocolIE-ID ::= 15
id-CCP-InformationItem-ResourceStatusInd	ProtocolIE-ID ::= 16
id-Cell-InformationItem-AuditRsp	ProtocolIE-ID ::= 17
id-Cell-InformationItem-ResourceStatusInd	ProtocolIE-ID ::= 18
id-Cell-InformationList-AuditRsp	ProtocolIE-ID ::= 19
id-CellParameterID	ProtocolIE-ID ::= 23
id-CFN	ProtocolIE-ID ::= 24
id-C-ID	ProtocolIE-ID ::= 25
id-CommonMeasurementAccuracy	ProtocolIE-ID ::= 39
id-CommonMeasurementObjectType-CM-Rprt	ProtocolIE-ID ::= 31
id-CommonMeasurementObjectType-CM-Rqst	ProtocolIE-ID ::= 32
id-CommonMeasurementObjectType-CM-Rsp	ProtocolIE-ID ::= 33
id-CommonMeasurementType	ProtocolIE-ID ::= 34
id-CommonPhysicalChannelID	ProtocolIE-ID ::= 35
id-CommonPhysicalChannelType-CTCH-SetupRqstFDD	ProtocolIE-ID ::= 36
id-CommonPhysicalChannelType-CTCH-SetupRqstTDD	ProtocolIE-ID ::= 37
id-CommunicationControlPortID	ProtocolIE-ID ::= 40
id-ConfigurationGenerationID	ProtocolIE-ID ::= 43
id-CRNC-CommunicationContextID	ProtocolIE-ID ::= 44
id-CriticalityDiagnostics	ProtocolIE-ID ::= 45
id-DCHs-to-Add-FDD	ProtocolIE-ID ::= 48
id-DCH-AddList-RL-ReconfPrepTDD	ProtocolIE-ID ::= 49
id-DCHs-to-Add-TDD	ProtocolIE-ID ::= 50
id-DCH-DeleteList-RL-ReconfPrepFDD	ProtocolIE-ID ::= 52
id-DCH-DeleteList-RL-ReconfPrepTDD	ProtocolIE-ID ::= 53
id-DCH-DeleteList-RL-ReconfRqstFDD	ProtocolIE-ID ::= 54
id-DCH-DeleteList-RL-ReconfRqstTDD	ProtocolIE-ID ::= 55
id-DCH-FDD-Information	ProtocolIE-ID ::= 56
id-DCH-TDD-Information	ProtocolIE-ID ::= 57
id-DCH-InformationResponse	ProtocolIE-ID ::= 59
id-FDD-DCHs-to-Modify	ProtocolIE-ID ::= 62
id-TDD-DCHs-to-Modify	ProtocolIE-ID ::= 63
id-DCH-ModifyList-RL-ReconfRqstTDD	ProtocolIE-ID ::= 65
id-DCH-RearrangeList-Bearer-RearrangeInd	ProtocolIE-ID ::= 135
id-DedicatedMeasurementObjectType-DM-Rprt	ProtocolIE-ID ::= 67
id-DedicatedMeasurementObjectType-DM-Rqst	ProtocolIE-ID ::= 68
id-DedicatedMeasurementObjectType-DM-Rsp	ProtocolIE-ID ::= 69
id-DedicatedMeasurementType	ProtocolIE-ID ::= 70
id-DL-CCTrCH-InformationItem-RL-SetupRqstTDD	ProtocolIE-ID ::= 72
id-DL-CCTrCH-InformationList-RL-AdditionRqstTDD	ProtocolIE-ID ::= 73
id-DL-CCTrCH-InformationList-RL-SetupRqstTDD	ProtocolIE-ID ::= 76
id-DL-DPCH-InformationItem-RL-AdditionRqstTDD	ProtocolIE-ID ::= 77

Error! No text of specified style in document.

id-DL-DPCH-InformationList-RL-SetupRqstTDD
id-DL-DPCH-Information-RL-ReconfPrepFDD
id-DL-DPCH-Information-RL-ReconfRqstFDD
id-DL-DPCH-Information-RL-SetupRqstFDD
id-DL-DPCH-TimingAdjustment
id-DL-ReferencePowerInformationItem-DL-PC-Rqst
id-DLReferencePower
id-DLReferencePowerList-DL-PC-Rqst
id-DSCH-AddItem-RL-ReconfPrepFDD
id-DSCHs-to-Add-FDD
id-DSCH-DeleteItem-RL-ReconfPrepFDD
id-DSCH-DeleteList-RL-ReconfPrepFDD
id-DSCHs-to-Add-TDD
id-DSCH-Information-DeleteList-RL-ReconfPrepTDD
id-DSCH-Information-ModifyList-RL-ReconfPrepTDD
id-DSCH-InformationResponse
id-DSCH-FDD-Information
id-DSCH-TDD-Information
id-DSCH-ModifyItem-RL-ReconfPrepFDD
id-DSCH-ModifyList-RL-ReconfPrepFDD
id-DSCH-RearrangeList-Bearer-RearrangeInd
id-End-Of-Audit-Sequence-Indicator
id-FACH-Information
id-FACH-InformationItem-ResourceStatusInd
id-FACH-ParametersList-CTCH-ReconfRqstTDD
id-FACH-ParametersListIE-CTCH-SetupRqstFDD
id-FACH-ParametersListIE-CTCH-SetupRqstTDD
id-IndicationType-ResourceStatusInd
id-Local-Cell-ID
id-Local-Cell-Group-InformationItem-AuditRsp
id-Local-Cell-Group-InformationItem-ResourceStatusInd
id-Local-Cell-Group-InformationItem2-ResourceStatusInd
id-Local-Cell-Group-InformationList-AuditRsp
id-Local-Cell-InformationItem-AuditRsp
id-Local-Cell-InformationItem-ResourceStatusInd
id-Local-Cell-InformationItem2-ResourceStatusInd
id-Local-Cell-InformationList-AuditRsp
id-AdjustmentPeriod
id-MaxAdjustmentStep
id-MaximumTransmissionPower
id-MeasurementFilterCoefficient
id-MeasurementID
id-MessageStructure
id-MIB-SB-SIB-InformationList-SystemInfoUpdateRqst
id-NodeB-CommunicationContextID
id-NeighbouringCellMeasurementInformation
id-P-CCPCH-Information
id-P-CCPCH-InformationItem-ResourceStatusInd
id-P-CPICH-Information
id-P-CPICH-InformationItem-ResourceStatusInd
id-P-SCH-Information
id-PCCPCH-Information-Cell-ReconfRqstTDD
id-PCCPCH-Information-Cell-SetupRqstTDD

ProtocolIE-ID ::= 79
ProtocolIE-ID ::= 81
ProtocolIE-ID ::= 82
ProtocolIE-ID ::= 83
ProtocolIE-ID ::= 21
ProtocolIE-ID ::= 84
ProtocolIE-ID ::= 85
ProtocolIE-ID ::= 86
ProtocolIE-ID ::= 87
ProtocolIE-ID ::= 89
ProtocolIE-ID ::= 91
ProtocolIE-ID ::= 93
ProtocolIE-ID ::= 96
ProtocolIE-ID ::= 98
ProtocolIE-ID ::= 100
ProtocolIE-ID ::= 105
ProtocolIE-ID ::= 106
ProtocolIE-ID ::= 107
ProtocolIE-ID ::= 108
ProtocolIE-ID ::= 112
ProtocolIE-ID ::= 136
ProtocolIE-ID ::= 113
ProtocolIE-ID ::= 116
ProtocolIE-ID ::= 117
ProtocolIE-ID ::= 120
ProtocolIE-ID ::= 121
ProtocolIE-ID ::= 122
ProtocolIE-ID ::= 123
ProtocolIE-ID ::= 124
ProtocolIE-ID ::= 2
ProtocolIE-ID ::= 3
ProtocolIE-ID ::= 4
ProtocolIE-ID ::= 5
ProtocolIE-ID ::= 125
ProtocolIE-ID ::= 126
ProtocolIE-ID ::= 127
ProtocolIE-ID ::= 128
ProtocolIE-ID ::= 129
ProtocolIE-ID ::= 130
ProtocolIE-ID ::= 131
ProtocolIE-ID ::= 132
ProtocolIE-ID ::= 133
ProtocolIE-ID ::= 115
ProtocolIE-ID ::= 134
ProtocolIE-ID ::= 143
ProtocolIE-ID ::= 455
ProtocolIE-ID ::= 144
ProtocolIE-ID ::= 145
ProtocolIE-ID ::= 146
ProtocolIE-ID ::= 147
ProtocolIE-ID ::= 148
ProtocolIE-ID ::= 150
ProtocolIE-ID ::= 151

Error! No text of specified style in document.

Error! No text of specified style in document.

id-PCH-Parameters-CTCH-ReconfRqstTDD
id-PCH-ParametersItem-CTCH-SetupRqstFDD
id-PCH-ParametersItem-CTCH-SetupRqstTDD
id-PCH-Information
id-PDSCH-Information-AddListIE-PSCH-ReconfRqst
id-PDSCH-Information-ModifyListIE-PSCH-ReconfRqst
id-PDSCHSets-AddList-PSCH-ReconfRqst
id-PDSCHSets-DeleteList-PSCH-ReconfRqst
id-PDSCHSets-ModifyList-PSCH-ReconfRqst
id-PICH-Information
id-PICH-Parameters-CTCH-ReconfRqstTDD
id-PowerAdjustmentType
id-PRACH-Information
id-PrimaryCCPCH-Information-Cell-ReconfRqstFDD
id-PrimaryCCPCH-Information-Cell-SetupRqstFDD
id-PrimaryCPICH-Information-Cell-ReconfRqstFDD
id-PrimaryCPICH-Information-Cell-SetupRqstFDD
id-PrimarySCH-Information-Cell-ReconfRqstFDD
id-PrimarySCH-Information-Cell-SetupRqstFDD
id-PrimaryScramblingCode
id-SCH-Information-Cell-ReconfRqstTDD
id-SCH-Information-Cell-SetupRqstTDD
id-PUSCH-Information-AddListIE-PSCH-ReconfRqst
id-PUSCH-Information-ModifyListIE-PSCH-ReconfRqst
id-PUSCHSets-AddList-PSCH-ReconfRqst
id-PUSCHSets-DeleteList-PSCH-ReconfRqst
id-PUSCHSets-ModifyList-PSCH-ReconfRqst
id-RACH-Information
id-RACH-ParametersItem-CTCH-SetupRqstFDD
id-RACH-ParameterItem-CTCH-SetupRqstTDD
id-ReportCharacteristics
id-Reporting-Object-RL-FailureInd
id-Reporting-Object-RL-RestoreInd
id-RL-InformationItem-DM-Rprt
id-RL-InformationItem-DM-Rqst
id-RL-InformationItem-DM-Rsp
id-RL-InformationItem-RL-AdditionRqstFDD
id-RL-informationItem-RL-DeletionRqst
id-RL-InformationItem-RL-FailureInd
id-RL-InformationItem-RL-PreemptRequiredInd
id-RL-InformationItem-RL-ReconfPrepFDD
id-RL-InformationItem-RL-ReconfRqstFDD
id-RL-InformationItem-RL-RestoreInd
id-RL-InformationItem-RL-SetupRqstFDD
id-RL-InformationList-RL-AdditionRqstFDD
id-RL-informationList-RL-DeletionRqst
id-RL-InformationList-RL-PreemptRequiredInd
id-RL-InformationList-RL-ReconfPrepFDD
id-RL-InformationList-RL-ReconfRqstFDD
id-RL-InformationList-RL-SetupRqstFDD
id-RL-InformationResponseItem-RL-AdditionRspFDD
id-RL-InformationResponseItem-RL-ReconfReady
id-RL-InformationResponseItem-RL-ReconfRsp

ProtocolIE-ID ::= 155
ProtocolIE-ID ::= 156
ProtocolIE-ID ::= 157
ProtocolIE-ID ::= 158
ProtocolIE-ID ::= 161
ProtocolIE-ID ::= 162
ProtocolIE-ID ::= 163
ProtocolIE-ID ::= 164
ProtocolIE-ID ::= 165
ProtocolIE-ID ::= 166
ProtocolIE-ID ::= 168
ProtocolIE-ID ::= 169
ProtocolIE-ID ::= 170
ProtocolIE-ID ::= 175
ProtocolIE-ID ::= 176
ProtocolIE-ID ::= 177
ProtocolIE-ID ::= 178
ProtocolIE-ID ::= 179
ProtocolIE-ID ::= 180
ProtocolIE-ID ::= 181
ProtocolIE-ID ::= 183
ProtocolIE-ID ::= 184
ProtocolIE-ID ::= 185
ProtocolIE-ID ::= 186
ProtocolIE-ID ::= 187
ProtocolIE-ID ::= 188
ProtocolIE-ID ::= 189
ProtocolIE-ID ::= 190
ProtocolIE-ID ::= 196
ProtocolIE-ID ::= 197
ProtocolIE-ID ::= 198
ProtocolIE-ID ::= 199
ProtocolIE-ID ::= 200
ProtocolIE-ID ::= 202
ProtocolIE-ID ::= 203
ProtocolIE-ID ::= 204
ProtocolIE-ID ::= 205
ProtocolIE-ID ::= 206
ProtocolIE-ID ::= 207
ProtocolIE-ID ::= 286
ProtocolIE-ID ::= 208
ProtocolIE-ID ::= 209
ProtocolIE-ID ::= 210
ProtocolIE-ID ::= 211
ProtocolIE-ID ::= 212
ProtocolIE-ID ::= 213
ProtocolIE-ID ::= 237
ProtocolIE-ID ::= 214
ProtocolIE-ID ::= 215
ProtocolIE-ID ::= 216
ProtocolIE-ID ::= 217
ProtocolIE-ID ::= 218
ProtocolIE-ID ::= 219

Error! No text of specified style in document.

Error! No text of specified style in document.

Error! No text of specified style in document.

id-RL-InformationResponseItem-RL-SetupRspFDD	ProtocolIE-ID ::= 220
id-RL-InformationResponseList-RL-AdditionRspFDD	ProtocolIE-ID ::= 221
id-RL-InformationResponseList-RL-ReconfReady	ProtocolIE-ID ::= 222
id-RL-InformationResponseList-RL-ReconfRsp	ProtocolIE-ID ::= 223
id-RL-InformationResponseList-RL-SetupRspFDD	ProtocolIE-ID ::= 224
id-RL-InformationResponse-RL-AdditionRspTDD	ProtocolIE-ID ::= 225
id-RL-InformationResponse-RL-SetupRspTDD	ProtocolIE-ID ::= 226
id-RL-Information-RL-AdditionRqstTDD	ProtocolIE-ID ::= 227
id-RL-Information-RL-ReconfRqstTDD	ProtocolIE-ID ::= 228
id-RL-Information-RL-ReconfPrepTDD	ProtocolIE-ID ::= 229
id-RL-Information-RL-SetupRqstTDD	ProtocolIE-ID ::= 230
id-RL-ReconfigurationFailureItem-RL-ReconfFailure	ProtocolIE-ID ::= 236
id-RL-Set-InformationItem-DM-Rprt	ProtocolIE-ID ::= 238
id-RL-Set-InformationItem-DM-Rsp	ProtocolIE-ID ::= 240
id-RL-Set-InformationItem-RL-FailureInd	ProtocolIE-ID ::= 241
id-RL-Set-InformationItem-RL-RestoreInd	ProtocolIE-ID ::= 242
id-S-CCPCH-Information	ProtocolIE-ID ::= 247
id-S-CPICH-Information	ProtocolIE-ID ::= 249
id-SCH-Information	ProtocolIE-ID ::= 251
id-S-SCH-Information	ProtocolIE-ID ::= 253
id-Secondary-CCPCHListIE-CTCH-ReconfRqstTDD	ProtocolIE-ID ::= 257
id-Secondary-CCPCH-parameterListIE-CTCH-SetupRqstTDD	ProtocolIE-ID ::= 258
id-Secondary-CCPCH-Parameters-CTCH-ReconfRqstTDD	ProtocolIE-ID ::= 259
id-SecondaryCPICH-InformationItem-Cell-ReconfRqstFDD	ProtocolIE-ID ::= 260
id-SecondaryCPICH-InformationItem-Cell-SetupRqstFDD	ProtocolIE-ID ::= 261
id-SecondaryCPICH-InformationList-Cell-ReconfRqstFDD	ProtocolIE-ID ::= 262
id-SecondaryCPICH-InformationList-Cell-SetupRqstFDD	ProtocolIE-ID ::= 263
id-SecondarySCH-Information-Cell-ReconfRqstFDD	ProtocolIE-ID ::= 264
id-SecondarySCH-Information-Cell-SetupRqstFDD	ProtocolIE-ID ::= 265
id-SegmentInformationListIE-SystemInfoUpdate	ProtocolIE-ID ::= 266
id-SFN	ProtocolIE-ID ::= 268
id-SignallingBearerRequestIndicator	ProtocolIE-ID ::= 138
id-ShutdownTimer	ProtocolIE-ID ::= 269
id-Start-Of-Audit-Sequence-Indicator	ProtocolIE-ID ::= 114
id-Successful-RL-InformationRespItem-RL-AdditionFailureFDD	ProtocolIE-ID ::= 270
id-Successful-RL-InformationRespItem-RL-SetupFailureFDD	ProtocolIE-ID ::= 271
id-SyncCase	ProtocolIE-ID ::= 274
id-SyncCaseIndicatorItem-Cell-SetupRqstTDD-PSCH	ProtocolIE-ID ::= 275
id-T-Cell	ProtocolIE-ID ::= 276
id-TargetCommunicationControlPortID	ProtocolIE-ID ::= 139
id-TimeSlotConfigurationList-Cell-ReconfRqstTDD	ProtocolIE-ID ::= 277
id-TimeSlotConfigurationList-Cell-SetupRqstTDD	ProtocolIE-ID ::= 278
id-TransmissionDiversityApplied	ProtocolIE-ID ::= 279
id-TypeOfError	ProtocolIE-ID ::= 508
id-UARFCNforNt	ProtocolIE-ID ::= 280
id-UARFCNforNd	ProtocolIE-ID ::= 281
id-UARFCNforNu	ProtocolIE-ID ::= 282
id-UL-CCTrCH-InformationItem-RL-SetupRqstTDD	ProtocolIE-ID ::= 284
id-UL-CCTrCH-InformationList-RL-AdditionRqstTDD	ProtocolIE-ID ::= 285
id-UL-CCTrCH-InformationList-RL-SetupRqstTDD	ProtocolIE-ID ::= 288
id-UL-DPCH-InformationItem-RL-AdditionRqstTDD	ProtocolIE-ID ::= 289
id-UL-DPCH-InformationList-RL-SetupRqstTDD	ProtocolIE-ID ::= 291
id-UL-DPCH-Information-RL-ReconfPrepFDD	ProtocolIE-ID ::= 293

Error! No text of specified style in document.

id-UL-DPCH-Information-RL-ReconfRqstFDD
id-UL-DPCH-Information-RL-SetupRqstFDD
id-Unsuccessful-RL-InformationRespItem-RL-AdditionFailureFDD
id-Unsuccessful-RL-InformationRespItem-RL-SetupFailureFDD
id-Unsuccessful-RL-InformationResp-RL-AdditionFailureTDD
id-Unsuccessful-RL-InformationResp-RL-SetupFailureTDD
id-USCH-Information-Add
id-USCH-Information-DeleteList-RL-ReconfPrepTDD
id-USCH-Information-ModifyList-RL-ReconfPrepTDD
id-USCH-InformationResponse
id-USCH-Information
id-USCH-RearrangeList-Bearer-RearrangeInd
id-Active-Pattern-Sequence-Information
id-AICH-ParametersListIE-CTCH-ReconfRqstFDD
id-AdjustmentRatio
id-AP-AICH-Information
id-AP-AICH-ParametersListIE-CTCH-ReconfRqstFDD
id-FACH-ParametersListIE-CTCH-ReconfRqstFDD
id-CauseLevel-PSCH-ReconfFailure
id-CauseLevel-RL-AdditionFailureFDD
id-CauseLevel-RL-AdditionFailureTDD
id-CauseLevel-RL-ReconfFailure
id-CauseLevel-RL-SetupFailureFDD
id-CauseLevel-RL-SetupFailureTDD
id-CDCA-ICH-Information
id-CDCA-ICH-ParametersListIE-CTCH-ReconfRqstFDD
id-Closed-Loop-Timing-Adjustment-Mode
id-CommonPhysicalChannelType-CTCH-ReconfRqstFDD
id-Compressed-Mode-Deactivation-Flag
id-CPCH-Information
id-CPCH-Parameters-CTCH-SetupRsp
id-CPCH-ParametersListIE-CTCH-ReconfRqstFDD
id-DL-CCTrCH-InformationAddList-RL-ReconfPrepTDD
id-DL-CCTrCH-InformationDeleteItem-RL-ReconfRqstTDD
id-DL-CCTrCH-InformationDeleteList-RL-ReconfPrepTDD
id-DL-CCTrCH-InformationDeleteList-RL-ReconfRqstTDD
id-DL-CCTrCH-InformationModifyItem-RL-ReconfRqstTDD
id-DL-CCTrCH-InformationModifyList-RL-ReconfPrepTDD
id-DL-CCTrCH-InformationModifyList-RL-ReconfRqstTDD
id-DL-DPCH-InformationAddListIE-RL-ReconfPrepTDD
id-DL-DPCH-InformationModify-AddListIE-RL-ReconfPrepTDD
id-DL-DPCH-InformationModify-DeleteListIE-RL-ReconfPrepTDD
id-DL-DPCH-InformationModify-ModifyListIE-RL-ReconfPrepTDD
id-DL-TPC-Pattern01Count
id-DPC-Mode
id-DPCHConstant
id-DSCH-FDD-Common-Information
id-EnhancedDSCHPC
id-EnhancedDSCHPCIndicator
id-FACH-ParametersList-CTCH-SetupRsp
id-Limited-power-increase-information-Cell-SetupRqstFDD
id-PCH-Parameters-CTCH-SetupRsp
id-PCH-ParametersItem-CTCH-ReconfRqstFDD

79

ProtocolIE-ID ::= 294
ProtocolIE-ID ::= 295
ProtocolIE-ID ::= 296
ProtocolIE-ID ::= 297
ProtocolIE-ID ::= 300
ProtocolIE-ID ::= 301
ProtocolIE-ID ::= 302
ProtocolIE-ID ::= 304
ProtocolIE-ID ::= 306
ProtocolIE-ID ::= 309
ProtocolIE-ID ::= 310
ProtocolIE-ID ::= 141
ProtocolIE-ID ::= 315
ProtocolIE-ID ::= 316
ProtocolIE-ID ::= 317
ProtocolIE-ID ::= 320
ProtocolIE-ID ::= 322
ProtocolIE-ID ::= 323
ProtocolIE-ID ::= 324
ProtocolIE-ID ::= 325
ProtocolIE-ID ::= 326
ProtocolIE-ID ::= 327
ProtocolIE-ID ::= 328
ProtocolIE-ID ::= 329
ProtocolIE-ID ::= 330
ProtocolIE-ID ::= 332
ProtocolIE-ID ::= 333
ProtocolIE-ID ::= 334
ProtocolIE-ID ::= 335
ProtocolIE-ID ::= 336
ProtocolIE-ID ::= 342
ProtocolIE-ID ::= 343
ProtocolIE-ID ::= 346
ProtocolIE-ID ::= 347
ProtocolIE-ID ::= 348
ProtocolIE-ID ::= 349
ProtocolIE-ID ::= 350
ProtocolIE-ID ::= 351
ProtocolIE-ID ::= 352
ProtocolIE-ID ::= 353
ProtocolIE-ID ::= 355
ProtocolIE-ID ::= 356
ProtocolIE-ID ::= 357
ProtocolIE-ID ::= 358
ProtocolIE-ID ::= 450
ProtocolIE-ID ::= 359
ProtocolIE-ID ::= 94
ProtocolIE-ID ::= 110
ProtocolIE-ID ::= 111
ProtocolIE-ID ::= 362
ProtocolIE-ID ::= 369
ProtocolIE-ID ::= 374
ProtocolIE-ID ::= 375

Error! No text of specified style in document.

Error! No text of specified style in document.

80

Error! No text of specified style in document.

id-PCPCH-Information	ProtocolIE-ID ::= 376
id-PICH-ParametersItem-CTCH-ReconfRqstFDD	ProtocolIE-ID ::= 380
id-PRACHConstant	ProtocolIE-ID ::= 381
id-PRACH-ParametersListIE-CTCH-ReconfRqstFDD	ProtocolIE-ID ::= 383
id-PUSCHConstant	ProtocolIE-ID ::= 384
id-RACH-Parameters-CTCH-SetupRsp	ProtocolIE-ID ::= 385
id-Unused-ProtocolIE-ID-443SPT-CellIDforEDSCH	ProtocolIE-ID ::= 443
id-Synchronisation-Configuration-Cell-ReconfRqst	ProtocolIE-ID ::= 393
id-Synchronisation-Configuration-Cell-SetupRqst	ProtocolIE-ID ::= 394
id-Transmission-Gap-Pattern-Sequence-Information	ProtocolIE-ID ::= 395
id-UL-CCTrCH-InformationAddList-RL-ReconfPrepTDD	ProtocolIE-ID ::= 396
id-UL-CCTrCH-InformationDeleteItem-RL-ReconfRqstTDD	ProtocolIE-ID ::= 397
id-UL-CCTrCH-InformationDeleteList-RL-ReconfPrepTDD	ProtocolIE-ID ::= 398
id-UL-CCTrCH-InformationDeleteList-RL-ReconfRqstTDD	ProtocolIE-ID ::= 399
id-UL-CCTrCH-InformationModifyItem-RL-ReconfRqstTDD	ProtocolIE-ID ::= 400
id-UL-CCTrCH-InformationModifyList-RL-ReconfPrepTDD	ProtocolIE-ID ::= 401
id-UL-CCTrCH-InformationModifyList-RL-ReconfRqstTDD	ProtocolIE-ID ::= 402
id-UL-DPCH-InformationAddListIE-RL-ReconfPrepTDD	ProtocolIE-ID ::= 403
id-UL-DPCH-InformationModify-AddListIE-RL-ReconfPrepTDD	ProtocolIE-ID ::= 405
id-UL-DPCH-InformationModify-DeleteListIE-RL-ReconfPrepTDD	ProtocolIE-ID ::= 406
id-UL-DPCH-InformationModify-ModifyListIE-RL-ReconfPrepTDD	ProtocolIE-ID ::= 407
id-Unsuccessful-PDSCHSetItem-PSCH-ReconfFailureTDD	ProtocolIE-ID ::= 408
id-Unsuccessful-PUSCHSetItem-PSCH-ReconfFailureTDD	ProtocolIE-ID ::= 409
id-CommunicationContextInfoItem-Reset	ProtocolIE-ID ::= 412
id-CommunicationControlPortInfoItem-Reset	ProtocolIE-ID ::= 414
id-ResetIndicator	ProtocolIE-ID ::= 416
id-TFCI2-Bearer-Information-RL-SetupRqstFDD	ProtocolIE-ID ::= 417
id-TFCI2-BearerSpecificInformation-RL-ReconfPrepFDD	ProtocolIE-ID ::= 418
id-TFCI2-BearerInformationResponse	ProtocolIE-ID ::= 419
id-TFCI2BearerRequestIndicator	ProtocolIE-ID ::= 142
id-TimingAdvanceApplied	ProtocolIE-ID ::= 287
id-CFNReportingIndicator	ProtocolIE-ID ::= 6
id-SFNReportingIndicator	ProtocolIE-ID ::= 11
id-InnerLoopDLPCStatus	ProtocolIE-ID ::= 12
id-TimeslotISCPInfo	ProtocolIE-ID ::= 283
id-PICH-ParametersItem-CTCH-SetupRqstTDD	ProtocolIE-ID ::= 167
id-PRACH-ParametersItem-CTCH-SetupRqstTDD	ProtocolIE-ID ::= 20
id-CCTrCH-InformationItem-RL-FailureInd	ProtocolIE-ID ::= 46
id-CCTrCH-InformationItem-RL-RestoreInd	ProtocolIE-ID ::= 47
id-CauseLevel-SyncAdjustmntFailureTDD	ProtocolIE-ID ::= 420
id-CellAdjustmentInfo-SyncAdjustmntRqstTDD	ProtocolIE-ID ::= 421
id-CellAdjustmentInfoItem-SyncAdjustmentRqstTDD	ProtocolIE-ID ::= 494
id-CellSyncBurstInfoList-CellSyncReconfRqstTDD	ProtocolIE-ID ::= 482
id-CellSyncBurstTransInit-CellSyncInitiationRqstTDD	ProtocolIE-ID ::= 422
id-CellSyncBurstMeasureInit-CellSyncInitiationRqstTDD	ProtocolIE-ID ::= 423
id-CellSyncBurstTransReconfiguration-CellSyncReconfRqstTDD	ProtocolIE-ID ::= 424
id-CellSyncBurstMeasReconfiguration-CellSyncReconfRqstTDD	ProtocolIE-ID ::= 425
id-CellSyncBurstTransInfoList-CellSyncReconfRqstTDD	ProtocolIE-ID ::= 426
id-CellSyncBurstMeasInfoList-CellSyncReconfRqstTDD	ProtocolIE-ID ::= 427
id-CellSyncBurstTransReconfInfo-CellSyncReconfRqstTDD	ProtocolIE-ID ::= 428
id-CellSyncInfo-CellSyncReprtTDD	ProtocolIE-ID ::= 429
id-CSBTransmissionID	ProtocolIE-ID ::= 430
id-CSBMeasurementID	ProtocolIE-ID ::= 431

Error! No text of specified style in document.

Error! No text of specified style in document.

id-IntStdPhCellSyncInfoItem-CellSyncReprtTDD	ProtocolIE-ID ::= 432
id-NCyclesPerSFNperiod	ProtocolIE-ID ::= 433
id-NRepetitionsPerCyclePeriod	ProtocolIE-ID ::= 434
id-SyncFrameNumber	ProtocolIE-ID ::= 437
id-SynchronisationReportType	ProtocolIE-ID ::= 438
id-SynchronisationReportCharacteristics	ProtocolIE-ID ::= 439
id-Unsuccessful-cell-InformationRespItem-SyncAdjustmntFailureTDD	ProtocolIE-ID ::= 440
id-LateEntranceCellSyncInfoItem-CellSyncReprtTDD	ProtocolIE-ID ::= 119
id-ReferenceClockAvailability	ProtocolIE-ID ::= 435
id-ReferenceSFNoffset	ProtocolIE-ID ::= 436
id-InformationExchangeID	ProtocolIE-ID ::= 444
id-InformationExchangeObjectType-InfEx-Rqst	ProtocolIE-ID ::= 445
id-InformationType	ProtocolIE-ID ::= 446
id-InformationReportCharacteristics	ProtocolIE-ID ::= 447
id-InformationExchangeObjectType-InfEx-Rsp	ProtocolIE-ID ::= 448
id-InformationExchangeObjectType-InfEx-Rprt	ProtocolIE-ID ::= 449
id-IPDLParameter-Information-Cell-ReconfRqstFDD	ProtocolIE-ID ::= 451
id-IPDLParameter-Information-Cell-SetupRqstFDD	ProtocolIE-ID ::= 452
id-IPDLParameter-Information-Cell-ReconfRqstTDD	ProtocolIE-ID ::= 453
id-IPDLParameter-Information-Cell-SetupRqstTDD	ProtocolIE-ID ::= 454
id-DL-DPCH-LCR-Information-RL-SetupRqstTDD	ProtocolIE-ID ::= 74
id-DwPCH-LCR-Information	ProtocolIE-ID ::= 78
id-DwPCH-LCR-InformationList-AuditRsp	ProtocolIE-ID ::= 90
id-DwPCH-LCR-Information-Cell-SetupRqstTDD	ProtocolIE-ID ::= 97
id-DwPCH-LCR-Information-Cell-ReconfRqstTDD	ProtocolIE-ID ::= 99
id-DwPCH-LCR-Information-ResourceStatusInd	ProtocolIE-ID ::= 101
id-maxFACH-Power-LCR-CTCH-SetupRqstTDD	ProtocolIE-ID ::= 154
id-maxFACH-Power-LCR-CTCH-ReconfRqstTDD	ProtocolIE-ID ::= 174
id-FPACH-LCR-Information	ProtocolIE-ID ::= 290
id-FPACH-LCR-Information-AuditRsp	ProtocolIE-ID ::= 292
id-FPACH-LCR-InformationList-AuditRsp	ProtocolIE-ID ::= 22
id-FPACH-LCR-InformationList-ResourceStatusInd	ProtocolIE-ID ::= 311
id-FPACH-LCR-Parameters-CTCH-SetupRqstTDD	ProtocolIE-ID ::= 312
id-FPACH-LCR-Parameters-CTCH-ReconfRqstTDD	ProtocolIE-ID ::= 314
id-PCCPCH-LCR-Information-Cell-SetupRqstTDD	ProtocolIE-ID ::= 456
id-PCH-Power-LCR-CTCH-SetupRqstTDD	ProtocolIE-ID ::= 457
id-PCH-Power-LCR-CTCH-ReconfRqstTDD	ProtocolIE-ID ::= 458
id-PICH-LCR-Parameters-CTCH-SetupRqstTDD	ProtocolIE-ID ::= 459
id-PRACH-LCR-ParametersList-CTCH-SetupRqstTDD	ProtocolIE-ID ::= 461
id-RL-InformationResponse-LCR-RL-SetupRspTDD	ProtocolIE-ID ::= 463
id-Secondary-CCPCH-LCR-parameterList-CTCH-SetupRqstTDD	ProtocolIE-ID ::= 465
id-TimeSlot	ProtocolIE-ID ::= 495
id-TimeSlotConfigurationList-LCR-Cell-ReconfRqstTDD	ProtocolIE-ID ::= 466
id-TimeSlotConfigurationList-LCR-Cell-SetupRqstTDD	ProtocolIE-ID ::= 467
id-TimeSlotISCP-LCR-InfoList-RL-SetupRqstTDD	ProtocolIE-ID ::= 468
id-TimeSlotLCR-CM-Rqst	ProtocolIE-ID ::= 469
id-UL-DPCH-LCR-Information-RL-SetupRqstTDD	ProtocolIE-ID ::= 470
id-DL-DPCH-InformationItem-LCR-RL-AdditionRqstTDD	ProtocolIE-ID ::= 472
id-UL-DPCH-InformationItem-LCR-RL-AdditionRqstTDD	ProtocolIE-ID ::= 473
id-TimeSlotISCP-InformationList-LCR-RL-AdditionRqstTDD	ProtocolIE-ID ::= 474
id-DL-DPCH-LCR-InformationAddList-RL-ReconfPrepTDD	ProtocolIE-ID ::= 475
id-DL-DPCH-LCR-InformationModify-AddList-RL-ReconfPrepTDD	ProtocolIE-ID ::= 477
id-DL-TimeSlot-LCR-InformationModify-ModifyList-RL-ReconfPrepTDD	ProtocolIE-ID ::= 479

Error! No text of specified style in document.

id-TimeslotISCPInfoList-LCR-DL-PC-RqstTDD
id-UL-DPCH-LCR-InformationAddListIE-RL-ReconfPrepTDD
id-UL-DPCH-LCR-InformationModify-AddList
id-UL-TimeslotLCR-Information-RL-ReconfPrepTDD
id-UL-SIRTarget
id-PDSCH-AddInformation-LCR-PSCH-ReconfRqst
id-PDSCH-AddInformation-LCR-AddListIE-PSCH-ReconfRqst
id-PDSCH-Information-Cell-SetupRqstFDD
id-PDSCH-Information-Cell-ReconfRqstFDD
id-PDSCH-ModifyInformation-LCR-PSCH-ReconfRqst
id-PDSCH-ModifyInformation-LCR-ModifyListIE-PSCH-ReconfRqst
id-PUSCH-AddInformation-LCR-PSCH-ReconfRqst
id-PUSCH-AddInformation-LCR-AddListIE-PSCH-ReconfRqst
id-PUSCH-ModifyInformation-LCR-PSCH-ReconfRqst
id-PUSCH-ModifyInformation-LCR-ModifyListIE-PSCH-ReconfRqst
id-timeslotInfo-CellSyncInitiationRqstTDD
id-SyncReportType-CellSyncReprtTDD
id-Power-Local-Cell-Group-InformationItem-AuditRsp
id-Power-Local-Cell-Group-InformationItem-ResourceStatusInd
id-Power-Local-Cell-Group-InformationItem2-ResourceStatusInd
id-Power-Local-Cell-Group-InformationList-AuditRsp
id-Power-Local-Cell-Group-InformationList-ResourceStatusInd
id-Power-Local-Cell-Group-InformationList2-ResourceStatusInd
id-Power-Local-Cell-Group-ID
id-PUSCH-Info-DM-Rqst
id-PUSCH-Info-DM-Rsp
id-PUSCH-Info-DM-Rprt
id-InitDL-Power
id-cellSyncBurstRepetitionPeriod
id-ReportCharacteristicsType-OnModification
id-SFNFSNMeasurementValueInformation
id-SFNFSNMeasurementThresholdInformation
id-TUTRANGPSMeasurementValueInformation
id-TUTRANGPSMeasurementThresholdInformation
id-Rx-Timing-Deviation-Value-LCR
id-RL-InformationResponse-LCR-RL-AdditionRspTDD
id-DL-PowerBalancing-Information
id-DL-PowerBalancing-ActivationIndicator
id-DL-PowerBalancing-UpdatedIndicator
id-CCTrCH-Initial-DL-Power-RL-SetupRqstTDD
id-CCTrCH-Initial-DL-Power-RL-AdditionRqstTDD
id-CCTrCH-Initial-DL-Power-RL-ReconfPrepTDD
id-IPDLParameter-Information-LCR-Cell-SetupRqstTDD
id-IPDLParameter-Information-LCR-Cell-ReconfRqstTDD
id-HS-PDSCH-HS-SCCH-MaxPower-PSCH-ReconfRqst
id-HS-PDSCH-HS-SCCH-ScramblingCode-PSCH-ReconfRqst
id-HS-PDSCH-FDD-Code-Information-PSCH-ReconfRqst
id-HS-SCCH-FDD-Code-Information-PSCH-ReconfRqst
id-HS-PDSCH-TDD-Information-PSCH-ReconfRqst
id-Add-To-HS-SCCH-Resource-Pool-PSCH-ReconfRqst
id-Modify-HS-SCCH-Resource-Pool-PSCH-ReconfRqst
id-Delete-From-HS-SCCH-Resource-Pool-PSCH-ReconfRqst
id-bindingID

82

ProtocolIE-ID ::= 480
ProtocolIE-ID ::= 481
ProtocolIE-ID ::= 483
ProtocolIE-ID ::= 485
ProtocolIE-ID ::= 510
ProtocolIE-ID ::= 486
ProtocolIE-ID ::= 487
ProtocolIE-ID ::= 26
ProtocolIE-ID ::= 27
ProtocolIE-ID ::= 488
ProtocolIE-ID ::= 489
ProtocolIE-ID ::= 490
ProtocolIE-ID ::= 491
ProtocolIE-ID ::= 492
ProtocolIE-ID ::= 493
ProtocolIE-ID ::= 496
ProtocolIE-ID ::= 497
ProtocolIE-ID ::= 498
ProtocolIE-ID ::= 499
ProtocolIE-ID ::= 500
ProtocolIE-ID ::= 501
ProtocolIE-ID ::= 502
ProtocolIE-ID ::= 503
ProtocolIE-ID ::= 504
ProtocolIE-ID ::= 505
ProtocolIE-ID ::= 506
ProtocolIE-ID ::= 507
ProtocolIE-ID ::= 509
ProtocolIE-ID ::= 511
ProtocolIE-ID ::= 512
ProtocolIE-ID ::= 513
ProtocolIE-ID ::= 514
ProtocolIE-ID ::= 515
ProtocolIE-ID ::= 516
ProtocolIE-ID ::= 520
ProtocolIE-ID ::= 51
ProtocolIE-ID ::= 28
ProtocolIE-ID ::= 29
ProtocolIE-ID ::= 30
ProtocolIE-ID ::= 517
ProtocolIE-ID ::= 518
ProtocolIE-ID ::= 519
ProtocolIE-ID ::= 41
ProtocolIE-ID ::= 42
ProtocolIE-ID ::= 522
ProtocolIE-ID ::= 523
ProtocolIE-ID ::= 524
ProtocolIE-ID ::= 525
ProtocolIE-ID ::= 526
ProtocolIE-ID ::= 527
ProtocolIE-ID ::= 528
ProtocolIE-ID ::= 529
ProtocolIE-ID ::= 102

Error! No text of specified style in document.

Error! No text of specified style in document.

83

Error! No text of specified style in document.

id-RL-Specific-DCH-Info	ProtocolIE-ID ::= 103
id-transportlayeraddress	ProtocolIE-ID ::= 104
id-DelayedActivation	ProtocolIE-ID ::= 231
id-DelayedActivationList-RL-ActivationCmdFDD	ProtocolIE-ID ::= 232
id-DelayedActivationInformation-RL-ActivationCmdFDD	ProtocolIE-ID ::= 233
id-DelayedActivationList-RL-ActivationCmdTDD	ProtocolIE-ID ::= 234
id-DelayedActivationInformation-RL-ActivationCmdTDD	ProtocolIE-ID ::= 235
id-neighbouringTDDCellMeasurementInformationLCR	ProtocolIE-ID ::= 58
id-SYNCDLCodeId-TransInitLCR-CellSyncInitiationRqstTDD	ProtocolIE-ID ::= 543
id-SYNCDLCodeId-MeasureInitLCR-CellSyncInitiationRqstTDD	ProtocolIE-ID ::= 544
id-SYNCDLCodeIdTransReconfInfoLCR-CellSyncReconfRqstTDD	ProtocolIE-ID ::= 545
id-SYNCDLCodeIdMeasReconfigurationLCR-CellSyncReconfRqstTDD	ProtocolIE-ID ::= 546
id-SYNCDLCodeIdMeasInfoList-CellSyncReconfRqstTDD	ProtocolIE-ID ::= 547
id-SyncDLCodeIdsMeasInfoList-CellSyncReprtTDD	ProtocolIE-ID ::= 548
id-SyncDLCodeIdThreInfoLCR	ProtocolIE-ID ::= 549
id-NSubCyclesPerCyclePeriod-CellSyncReconfRqstTDD	ProtocolIE-ID ::= 550
id-DwPCH-Power	ProtocolIE-ID ::= 551
id-AccumulatedClockupdate-CellSyncReprtTDD	ProtocolIE-ID ::= 552
id-Angle-Of-Arrival-Value-LCR	ProtocolIE-ID ::= 521
id-HSDSCH-FDD-Information	ProtocolIE-ID ::= 530
id-HSDSCH-FDD-Information-Response	ProtocolIE-ID ::= 531
id-HSDSCH-Information-to-Modify	ProtocolIE-ID ::= 534
id-HSDSCH-RNTI	ProtocolIE-ID ::= 535
id-HSDSCH-TDD-Information	ProtocolIE-ID ::= 536
id-HSDSCH-TDD-Information-Response	ProtocolIE-ID ::= 537
id-HSPDSCH-RL-ID	ProtocolIE-ID ::= 541
id-PrimCCPCH-RSCP-DL-PC-RqstTDD	ProtocolIE-ID ::= 542
id-Unused-ProtocolIE-ID-64Qth-Parameter	ProtocolIE-ID ::= 64
id-PDSCH-RL-ID	ProtocolIE-ID ::= 66
id-HSDSCH-RearrangeList-Bearer-RearrangeInd	ProtocolIE-ID ::= 553
id-UL-Synchronisation-Parameters-LCR	ProtocolIE-ID ::= 554
id-HSDSCH-FDD-Update-Information	ProtocolIE-ID ::= 555
id-HSDSCH-TDD-Update-Information	ProtocolIE-ID ::= 556
id-DL-DPCH-TimeSlotFormat-LCR-ModifyItem-RL-ReconfPrepTDD	ProtocolIE-ID ::= 558
id-UL-DPCH-TimeSlotFormat-LCR-ModifyItem-RL-ReconfPrepTDD	ProtocolIE-ID ::= 559
id-TDD-TPC-UplinkStepSize-LCR-RL-SetupRqstTDD	ProtocolIE-ID ::= 560
id-TDD-TPC-UplinkStepSize-LCR-RL-AdditionRqstTDD	ProtocolIE-ID ::= 561
id-TDD-TPC-DownlinkStepSize-RL-AdditionRqstTDD	ProtocolIE-ID ::= 562
id-TDD-TPC-UplinkStepSize-InformationAdd-LCR-RL-ReconfPrepTDD	ProtocolIE-ID ::= 563
id-TDD-TPC-UplinkStepSize-InformationModify-LCR-RL-ReconfPrepTDD	ProtocolIE-ID ::= 564
id-TDD-TPC-DownlinkStepSize-InformationModify-RL-ReconfPrepTDD	ProtocolIE-ID ::= 565
id-TDD-TPC-DownlinkStepSize-InformationAdd-RL-ReconfPrepTDD	ProtocolIE-ID ::= 566
id-CCTrCH-Maximum-DL-Power-RL-SetupRqstTDD	ProtocolIE-ID ::= 567
id-CCTrCH-Minimum-DL-Power-RL-SetupRqstTDD	ProtocolIE-ID ::= 568
id-CCTrCH-Maximum-DL-Power-RL-AdditionRqstTDD	ProtocolIE-ID ::= 569
id-CCTrCH-Minimum-DL-Power-RL-AdditionRqstTDD	ProtocolIE-ID ::= 570
id-CCTrCH-Maximum-DL-Power-InformationAdd-RL-ReconfPrepTDD	ProtocolIE-ID ::= 571
id-CCTrCH-Minimum-DL-Power-InformationAdd-RL-ReconfPrepTDD	ProtocolIE-ID ::= 572
id-CCTrCH-Maximum-DL-Power-InformationModify-RL-ReconfPrepTDD	ProtocolIE-ID ::= 573
id-CCTrCH-Minimum-DL-Power-InformationModify-RL-ReconfPrepTDD	ProtocolIE-ID ::= 574
id-Maximum-DL-Power-Modify-LCR-InformationModify-RL-ReconfPrepTDD	ProtocolIE-ID ::= 575
id-Minimum-DL-Power-Modify-LCR-InformationModify-RL-ReconfPrepTDD	ProtocolIE-ID ::= 576
id-DL-DPCH-LCR-InformationModify-ModifyList-RL-ReconfRqstTDD	ProtocolIE-ID ::= 577

Error! No text of specified style in document.

84

Error! No text of specified style in document.

id-CCTrCH-Maximum-DL-Power-InformationModify-RL-ReconfRqstTDD	ProtocolIE-ID ::= 578
id-CCTrCH-Minimum-DL-Power-InformationModify-RL-ReconfRqstTDD	ProtocolIE-ID ::= 579
id-Initial-DL-Power-TimeslotLCR-InformationItem	ProtocolIE-ID ::= 580
id-Maximum-DL-Power-TimeslotLCR-InformationItem	ProtocolIE-ID ::= 581
id-Minimum-DL-Power-TimeslotLCR-InformationItem	ProtocolIE-ID ::= 582
id-HS-DSCHProvidedBitRateValueInformation	ProtocolIE-ID ::= 583
id-HS-DSCHRequiredPowerValueInformation	ProtocolIE-ID ::= 585
id-HS-DSCHRequiredPowerValue	ProtocolIE-ID ::= 586
id-TransmittedCarrierPowerOfAllCodesNotUsedForHS-PDSCHorHS-SCCHTransmission	ProtocolIE-ID ::= 587
id-HS-SICH-Reception-Quality	ProtocolIE-ID ::= 588
id-HS-SICH-Reception-Quality-Measurement-Value	ProtocolIE-ID ::= 589
id-HSSICH-Info-DM-Rprt	ProtocolIE-ID ::= 590
id-HSSICH-Info-DM-Rqst	ProtocolIE-ID ::= 591
id-HSSICH-Info-DM-Rsp	ProtocolIE-ID ::= 592
id-Best-Cell-Portions-Value	ProtocolIE-ID ::= 593
id-Primary-CPICH-Usage-for-Channel-Estimation	ProtocolIE-ID ::= 594
id-Secondary-CPICH-Information-Change	ProtocolIE-ID ::= 595
id-NumberOfReportedCellPortions	ProtocolIE-ID ::= 596
id-TimeslotISCP-LCR-InfoList-RL-ReconfPrepTDD	ProtocolIE-ID ::= 599
id-Unidirectional-DCH-Indicator	ProtocolIE-ID ::= 602
id-TimingAdjustmentValueLCR	ProtocolIE-ID ::= 603
id-multipleRL-dl-DPCH-InformationList	ProtocolIE-ID ::= 604
id-multipleRL-dl-DPCH-InformationModifyList	ProtocolIE-ID ::= 605
id-multipleRL-ul-DPCH-InformationList	ProtocolIE-ID ::= 606
id-multipleRL-ul-DPCH-InformationModifyList	ProtocolIE-ID ::= 607
id-RL-ID	ProtocolIE-ID ::= 608
id-SAT-Info-Almanac-ExtItem	ProtocolIE-ID ::= 609
id-HSDPA-Capability	ProtocolIE-ID ::= 610
id-HSDSCH-Resources-Information-AuditRsp	ProtocolIE-ID ::= 611
id-HSDSCH-Resources-Information-ResourceStatusInd	ProtocolIE-ID ::= 612
id-HSDSCH-MACdFlows-to-Add	ProtocolIE-ID ::= 613
id-HSDSCH-MACdFlows-to-Delete	ProtocolIE-ID ::= 614
id-HSDSCH-Information-to-Modify-Unsynchronised	ProtocolIE-ID ::= 615
id-TnlQos	ProtocolIE-ID ::= 616
id-PrimaryCCPCH-RSCP-Delta	ProtocolIE-ID ::= 623
id-Tstd-indicator	ProtocolIE-ID ::= 627
id-multiple-RL-Information-RL-ReconfPrepTDD	ProtocolIE-ID ::= 628
id-multiple-RL-Information-RL-ReconfRqstTDD	ProtocolIE-ID ::= 629

END

CHANGE REQUEST

25.433 CR 1120 # rev 1 # Current version: 6.5.0

For **HELP** on using this form, see bottom of this page or look at the pop-up text over the # symbols.

Proposed change affects: UICC apps ME Radio Access Network Core Network

Title:	# Feature: Removal of SSDT				
Source:	# RAN3				
Work item code:	# TEI5	Date:	# 09/05/2005		
Category:	# C	Release:	# Rel-6		
	Use <u>one</u> of the following categories: F (correction) A (corresponds to a correction in an earlier release) B (addition of feature), C (functional modification of feature) D (editorial modification) Detailed explanations of the above categories can be found in 3GPP TR 21.900 .		Use <u>one</u> of the following releases: Ph2 (GSM Phase 2) R96 (Release 1996) R97 (Release 1997) R98 (Release 1998) R99 (Release 1999) Rel-4 (Release 4) Rel-5 (Release 5) Rel-6 (Release 6) Rel-7 (Release 7)		

Reason for change:	# Removal of SSDT				
Summary of change:	# REV1: - Updated for reflecting the agreements ----- REV0: SSDT is removed from the specification.				
Consequences if not approved:	#				

Clauses affected:	# 3.3, 4.3, 8.2.17.2, 8.3.1.2, 8.3.2.2, 8.3.2.4, 9.1.36.1, 9.1.39.1, 9.1.42.1, 9.2.2.36A, 9.2.2.40, 9.2.2.44, 9.2.2.44A, 9.2.2.45, 9.2.2.46, 9.2.2.47, 9.3.3, 9.3.4, 9.3.6												
Other specs affected:	<table border="1" style="display: inline-table; border-collapse: collapse;"> <tr> <td style="width: 20px; text-align: center;">Y</td> <td style="width: 20px; text-align: center;">N</td> </tr> <tr> <td style="text-align: center;">X</td> <td></td> </tr> <tr> <td></td> <td style="text-align: center;">X</td> </tr> <tr> <td></td> <td style="text-align: center;">X</td> </tr> </table> Other core specifications	Y	N	X			X		X	# 25.101, 25.104, 25.141, 25.211, 25.214, 25.331, 25.423, 25.922, 25.931			
Y	N												
X													
	X												
	X												

Other comments: ☹

How to create CRs using this form:

Comprehensive information and tips about how to create CRs can be found at <http://www.3gpp.org/specs/CR.htm>. Below is a brief summary:

- 1) Fill out the above form. The symbols above marked ☹ contain pop-up help information about the field that they are closest to.
- 2) Obtain the latest version for the release of the specification to which the change is proposed. Use the MS Word "revision marks" feature (also known as "track changes") when making the changes. All 3GPP specifications can be downloaded from the 3GPP server under <ftp://ftp.3gpp.org/specs/> For the latest version, look for the directory name with the latest date e.g. 2001-03 contains the specifications resulting from the March 2001 TSG meetings.
- 3) With "track changes" disabled, paste the entire CR form (use CTRL-A to select it) into the specification just in front of the clause containing the first piece of changed text. Delete those parts of the specification which are not relevant to the change request.

3.3 Abbreviations

For the purposes of the present document, the following abbreviations apply:

A-GPS	Assisted GPS
AICH	Acquisition Indicator Channel
ALCAP	Access Link Control Application Part
AP-AICH	Access Preamble Acquisition Indicator Channel
ASN.1	Abstract Syntax Notation One
BCCH	Broadcast Control Channel
CCPCH	Common Control Physical Channel
CFN	Connection Frame Number
CM	Compressed Mode
CPCH	Common Packet Channel
CPICH	Common Pilot Channel
CRNC	Controlling Radio Network Controller
CSICH	CPCH Status Indicator Channel
DCH	Dedicated Channel
DGPS	Differential GPS
DL	Downlink
DPCCH	Dedicated Physical Control Channel
DPCH	Dedicated Physical Channel
DPDCH	Dedicated Physical Data Channel
DSCH	Downlink Shared Channel
E-DCH	Enhanced UL DCH
FACH	Forward Access Channel
FDD	Frequency Division Duplex
F-DPCH	Fractional DPCH
FP	Frame Protocol
GPS	Global Positioning System
HSDPA	High Speed Downlink Packet Access
HS-DSCH	High Speed Downlink Shared Channel
HS-PDSCH	High Speed Physical Downlink Shared Channel
HS-SCCH	High Speed Shared Control Channel
HS-SICH	High Speed Shared Information Channel
IP	Internet Protocol
IPDL	Idle Periods in the DownLink
ISCP	Interference Signal Code Power
L1	Layer 1
L2	Layer 2
MIB	Master Information Block
MICH	MBMS Notification Indicator Channel
NBAP	Node B Application Part
NI	MBMS Notification Indicator
O&M	Operation and Maintenance
PCCPCH	Primary Common Control Physical Channel
PCH	Paging Channel
PCPCH	Physical Common Packet Channel
PDSCH	Physical Downlink Shared Channel
PICH	Paging Indication Channel
PUSCH	Physical Uplink Shared Channel
RACH	Random Access Channel
RL	Radio Link
RLS	Radio Link Set
RNC	Radio Network Controller
RRC	Radio Resource Control
SB	Scheduling Block
SCCPCH	Secondary Common Control Physical Channel
SCH	Synchronisation Channel
SCTD	Space Code Transmit Diversity
SIB	System Information Block

SRNC	Serving Radio Network Controller
SSDT	Site Selection Diversity Transmission
STTD	Space Time Transmit Diversity
TDD	Time Division Duplex
TFC	Transport Format Combination
TFCI	Transport Format Combination Indicator
TFCS	Transport Format Combination Set
TFS	Transport Format Set
TPC	Transmit Power Control
TSTD	Time Switched Transmit Diversity
UARFCN	UTRA Absolute Radio Frequency Channel Number
UDP	User Datagram Protocol
UE	User Equipment
UL	Uplink
UMTS	Universal Mobile Telecommunications System
USCH	Uplink Shared Channel
UTRA	Universal Terrestrial Radio Access
UTRAN	Universal Terrestrial Radio Access Network

Partially omitted

4.3 Specification Notations

For the purposes of the present document, the following notations apply:

- [FDD] This tagging of a word indicates that the word preceding the tag "[FDD]" applies only to FDD. This tagging of a heading indicates that the heading preceding the tag "[FDD]" and the section following the heading applies only to FDD.
- [TDD] This tagging of a word indicates that the word preceding the tag "[TDD]" applies only to TDD, including 3.84Mcps TDD and 1.28Mcps TDD. This tagging of a heading indicates that the heading preceding the tag "[TDD]" and the section following the heading applies only to TDD, including 3.84Mcps TDD and 1.28Mcps TDD.
- [3.84Mcps TDD] This tagging of a word indicates that the word preceding the tag "[3.84Mcps TDD]" applies only to 3.84Mcps TDD. This tagging of a heading indicates that the heading preceding the tag "[3.84Mcps TDD]" and the section following the heading applies only to 3.84Mcps TDD.
- [1.28Mcps TDD] This tagging of a word indicates that the word preceding the tag "[1.28Mcps TDD]" applies only to 1.28Mcps TDD. This tagging of a heading indicates that the heading preceding the tag "[1.28Mcps TDD]" and the section following the heading applies only to 1.28Mcps TDD.
- [FDD - ...] This tagging indicates that the enclosed text following the "[FDD - " applies only to FDD. Multiple sequential paragraphs applying only to FDD are enclosed separately to enable insertion of TDD specific (or common) paragraphs between the FDD specific paragraphs.
- [TDD - ...] This tagging indicates that the enclosed text following the "[TDD - " applies only to TDD, including 3.84Mcps TDD and 1.28Mcps TDD. Multiple sequential paragraphs applying only to TDD are enclosed separately to enable insertion of FDD specific (or common) paragraphs between the TDD specific paragraphs.
- [3.84Mcps TDD - ...] This tagging indicates that the enclosed text following the "[3.84Mcps TDD - " applies only to 3.84Mcps TDD. Multiple sequential paragraphs applying only to 3.84Mcps TDD are enclosed separately to enable insertion of FDD and TDD specific (or common) paragraphs between the 3.84Mcps TDD specific paragraphs.
- [1.28Mcps TDD - ...] This tagging indicates that the enclosed text following the "[1.28Mcps TDD - " applies only to 1.28Mcps TDD. Multiple sequential paragraphs applying only to 1.28Mcps TDD are enclosed separately to enable insertion of FDD and TDD specific (or common) paragraphs between the 1.28Mcps TDD specific paragraphs.
- Procedure When referring to an elementary procedure in the specification the Procedure Name is written with the first letters in each word in upper case characters followed by the word "procedure", e.g. Radio Link Setup procedure.
- Message When referring to a message in the specification the MESSAGE NAME is written with all letters in upper case characters followed by the word "message", e.g. RADIO LINK SETUP REQUEST message.
- IE When referring to an information element (IE) in the specification the *Information Element Name* is written with the first letters in each word in upper case characters and all letters in Italic font followed by the abbreviation "IE", e.g. *Transport Format Set IE*.
- Value of an IE When referring to the value of an information element (IE) in the specification the "Value" is written as it is specified in subclause 9.2 enclosed by quotation marks, e.g. "Abstract Syntax Error (Reject)" ~~-or-"SSDT Active in the UE"~~.

Partially omitted

8.2.17 Radio Link Setup

8.2.17.2 Successful Operation

Partially omitted

Radio Link Handling:

[FDD - Transmit Diversity]:

[FDD - When the *Diversity Mode* IE is set to "STTD", "Closedloop mode1" or "Closedloop mode2", the Node B shall activate/deactivate the Transmit Diversity for each Radio Link in accordance with the *Transmit Diversity Indication* IE]

DL Power Control:

[FDD - The Node B shall start any DL transmission using the initial DL power specified in the message on each DL DPCH or on the F-DPCH of the RL until either UL synchronisation on the Uu interface is achieved for the RLS or Power Balancing is activated. No inner loop power control or balancing shall be performed during this period. The DL power shall then vary according to the inner loop power control (see ref.[10], subclause 5.2.1.2) and the power control procedure (see subclause 8.3.7), but shall always be kept within the maximum and minimum limit specified in the RADIO LINK SETUP REQUEST message. If the Node B Communication Context is configured to use DPCH in the downlink, during compressed mode, the δP_{curr} as described in ref.[10] subclause 5.2.1.3, shall be added to the maximum DL power for the associated compressed frame.]

[FDD - If the *DPC Mode* IE is present in the RADIO LINK SETUP REQUEST message, the Node B shall apply the DPC mode indicated in the message and be prepared that the DPC mode may be changed during the lifetime of the RL. If the *DPC Mode* IE is not present in the RADIO LINK SETUP REQUEST message, DPC mode 0 shall be applied (see ref. [10]).]

[3.84 Mcps TDD - The Node B shall determine the initial CcTrCH DL power for each DCH type CcTrCH by the following rule: If the *CcTrCH Initial DL Transmission Power* IE is included for that CcTrCH, then the Node B shall use that power for the initial CcTrCH DL power, otherwise the initial CcTrCH DL power is the *Initial DL Transmission Power* IE included in the *RL Information* IE. The Node B shall start any DL transmission on each DCH type CcTrCH using the initial CcTrCH DL power, as determined above, on each DL DPCH and on each Time Slot of the CcTrCH until the UL synchronisation on the Uu interface is achieved for the CcTrCH. No inner loop power control shall be performed during this period. The DL power shall then vary according to the inner loop power control (see ref.[21], subclause 4.2.3.4), but shall always be kept within the maximum and minimum limit specified in the RADIO LINK SETUP REQUEST message.]

[3.84 Mcps TDD - The Node B shall determine the maximum DL power for each DCH type CcTrCH by the following rule: If the *CcTrCH Maximum DL Transmission Power* IE is included for that CcTrCH, then the Node B shall use that power for the maximum DL power, otherwise the maximum DL power is the *Maximum DL Power* IE included in the *RL Information* IE.]

[3.84 Mcps TDD - The Node B shall determine the minimum DL power for each DCH type CcTrCH by the following rule: If the *CcTrCH Minimum DL Transmission Power* IE is included for that CcTrCH, then the Node B shall use that power for the minimum DL power, otherwise the minimum DL power is the *Minimum DL Power* IE included in the *RL Information* IE.]

[3.84 Mcps TDD - The initial power, maximum power, and minimum power for DSCH type CcTrCH shall be determined as follows:

- If the DSCH type CcTrCH is paired with an uplink CcTrCH(s) for inner loop power control, the minimum, maximum and initial power for each PDSCH is determined in the same way as described above for DCH type CcTrCHs.
- If the DSCH type CcTrCH is not paired with an uplink CcTrCH(s) for inner loop power control, the PDSCH transmission power is DSCH Data Frame Protocol signalled [24], with the maximum value determined in the same way as described above for DCH type CcTrCHs. The minimum and initial powers, however, are subject to control by the CRNC via the frame protocol].

[1.28 Mcps TDD - The Node B shall determine the initial DL power for each timeslot within the DCH type CCTrCH by the following rule: If the *Initial DL Transmission Power* IE is included in the *DL Timeslot Information LCR* IE, then the Node B shall use that power for the Initial DL Power and ignore the *DL Time Slot ISCP info LCR* IE, otherwise the initial DL Power is the *Initial DL Transmission Power* IE included in the *RL Information* IE and if *DL Time Slot ISCP info LCR* IE is present, the Node B shall use the indicated value when deciding the initial DL TX Power for each timeslot as specified in [21], it shall reduce the DL TX power in those downlink timeslots of the radio link where the interference is low, and increase the DL TX power in those timeslots where the interference is high, while keeping the total downlink power in the radio link unchanged. The Node B shall start any DL transmission on each timeslot within each DCH type CCTrCH using the initial DL power, as determined above, on each DL DPCH and on each timeslot of the CCTrCH until the UL synchronisation on the Uu interface is achieved for the CCTrCH. No inner loop power control shall be performed during this period. The DL power shall then vary according to the inner loop power control (see ref.[21], subclause 5.1.2.4), but shall always be kept within the maximum and minimum limit specified in the RADIO LINK SETUP REQUEST message.]

[1.28 Mcps TDD - The Node B shall determine the maximum DL power for each timeslot within the DCH type CCTrCH by the following rule: If the *Maximum DL Power* IE is included in the *DL Timeslot Information LCR* IE, then the Node B shall use that power for the maximum DL power, otherwise the maximum DL power is the *Maximum DL Power* IE included in the *RL Information* IE.]

[1.28 Mcps TDD - The Node B shall determine the minimum DL power for each timeslot within the DCH type CCTrCH by the following rule: If the *Minimum DL Power* IE is included in the *DL Timeslot Information LCR* IE, then the Node B shall use that power for the minimum DL power, otherwise the minimum DL power is the *Minimum DL Power* IE included in the *RL Information* IE.]

[1.28Mcps TDD – The Node B shall determine the initial power for each timeslot within the DSCH type CCTrCH by the following rule: If both the *CCTrCH Initial DL Transmission Power* IE, included in the *DL CCTrCH Information* IE, and the *DL Time Slot ISCP Info LCR* IE, included in the *RL Information* IE, are included then the Node B shall use that power for the PDSCH and ignore the *Initial DL Transmission Power* IE included in the *RL Information* IE, otherwise the initial DL Power is the *Initial DL Transmission Power* IE included in the *RL Information* IE and if *DL Time Slot ISCP info LCR* IE is present, the Node B shall use the indicated value when deciding the initial DL TX Power for each timeslot as specified in [21], it shall reduce the DL TX power in those downlink timeslots of the radio link where the interference is low, and increase the DL TX power in those timeslots where the interference is high, while keeping the total downlink power in the radio link unchanged. The Node B shall start any DL transmission on each timeslot within each DSCH type CCTrCH using the initial DL power, as determined above, on each DL PDSCH and on each timeslot of the CCTrCH until the UL synchronisation on the Uu interface is achieved for the CCTrCH. No inner loop power control shall be performed during this period. The DL power shall then vary according to the inner loop power control (see ref.[21], subclause 5.1.2.4), but shall always be kept within the maximum and minimum limit specified in the RADIO LINK SETUP REQUEST message.]

[1.28 Mcps TDD - The Node B shall determine the maximum DL power for each timeslot within the DSCH type CCTrCH by the following rule: If the *CCTrCH Maximum DL Transmission Power* IE, included in the *DL CCTrCH Information* IE, is included then the Node B shall use that power for the maximum DL power, otherwise the maximum DL power is the *Maximum DL Power* IE included in the *RL Information* IE.]

[1.28 Mcps TDD - The Node B shall determine the minimum DL power for each timeslot within the DSCH type CCTrCH by the following rule: If the *CCTrCH Minimum DL Transmission Power* IE, included in the *DL CCTrCH Information* IE, is included then the Node B shall use that power for the minimum DL power, otherwise the minimum DL power is the *Minimum DL Power* IE included in the *RL Information* IE.]

[3.84Mcps TDD - If the *DL Time Slot ISCP Info* IE is present, the Node B shall use the indicated value when deciding the initial DL TX Power for each timeslot as specified in [21], i.e. it shall reduce the DL TX power in those downlink timeslots of the radio link where the interference is low, and increase the DL TX power in those timeslots where the interference is high, while keeping the total downlink power in the radio link unchanged].

[FDD - If the received *Inner Loop DL PC Status* IE is set to "Active", the Node B shall activate the inner loop DL power control for all RLS. If *Inner Loop DL PC Status* IE is set to "Inactive", the Node B shall deactivate the inner loop DL power control for all RLS according to ref. [10].]

[FDD - If the RADIO LINK SETUP REQUEST message includes the *DL Power Balancing Information* IE and the *Power Adjustment Type* IE is set to "Common" or "Individual", the Node B shall activate the power

balancing, if activation of power balancing by the RADIO LINK SETUP REQUEST message is supported, according to subclause 8.3.7, using the *DL Power Balancing Information* IE. If the Node B starts the DL transmission and the activation of the power balancing at the same CFN, the initial power of the power balancing, i.e. P_{init} shall be set to the power level indicated by the *Initial DL Transmission Power* IE.]

[FDD - If activation of power balancing by the RADIO LINK SETUP REQUEST message is supported by the Node B, the Node B shall include the *DL Power Balancing Activation Indicator* IE in the *RL Information Response* IE in the RADIO LINK SETUP RESPONSE message.]

[1.28Mcps TDD - Uplink Synchronisation Parameters LCR]:

[1.28Mcps TDD - If the RADIO LINK SETUP REQUEST message contains the *Uplink Synchronisation Parameters LCR* IE, the Node B shall use the indicated values of *Uplink Synchronisation Step Size* IE and *Uplink Synchronisation Frequency* IE when evaluating the timing of the UL synchronisation.]

General:

If the RADIO LINK SETUP REQUEST message includes the *RL Specific DCH Information* IE, the Node B may use the transport layer address and the binding identifier received from the CRNC when establishing a transport bearer for the DCH or the set of co-ordinated DCHs.

~~[FDD - If the RADIO LINK SETUP REQUEST message includes the *SSDT Cell Identity* IE and the *S Field Length* IE, the Node B shall activate SSDT, if supported, using the *SSDT Cell Identity* IE and *SSDT Cell Identity Length* IE.]~~

~~[FDD - If the RADIO LINK SETUP REQUEST message includes the *Qth Parameter* IE in addition to the *SSDT Cell Identity* IE, the Node B shall use the *Qth Parameter* IE, if Qth signalling is supported, when SSDT is activated.]~~

~~[FDD - Irrespective of SSDT activation, the Node B shall include in the RADIO LINK SETUP RESPONSE message an indication concerning the capability to support SSDT on this RL. Only if the RADIO LINK SETUP REQUEST message requested SSDT activation and the RADIO LINK SETUP RESPONSE message indicates that the SSDT capability is supported for this RL, SSDT is activated in the Node B.]~~

~~[FDD - If the RADIO LINK SETUP REQUEST message includes the *SSDT Cell Identity for EDSCHPC* IE, the Node B shall activate enhanced DSCH power control, if supported, using the *SSDT Cell Identity For EDSCHPC* IE and *SSDT Cell Identity Length* IE as well as *Enhanced DSCH PC* IE in accordance with ref. [10] subclause 5.2.2. If the RADIO LINK SETUP REQUEST message includes both *SSDT Cell Identity* IE and *SSDT Cell Identity For EDSCHPC* IE, then the Node B shall ignore the value in *SSDT Cell Identity For EDSCHPC* IE. If the enhanced DSCH power control is activated and the TFCI power control in DSCH hard split mode is supported, the primary/secondary status determination in the enhanced DSCH power control is also applied to the TFCI power control in DSCH hard split mode.]~~

The Node B shall start reception on the new RL(s) after the RLs are successfully established.

[FDD - If the RADIO LINK SETUP REQUEST message includes the *Initial DL DPCH Timing Adjustment Allowed* IE, then the Node B may perform an initial DL DPCH Timing Adjustment (i.e. perform a timing advance or a timing delay with respect to the SFN timing) on a Radio Link. In this case, the Node B shall include, for the concerned Radio Link(s), the *Initial DL DPCH Timing Adjustment* IE in the *Radio Link Information Response* IE in the RADIO LINK SETUP RESPONSE message.]

[FDD - Radio Link Set Handling]:

[FDD - The *First RLS Indicator* IE indicates if the concerned RL shall be considered part of the first RLS established towards this UE. The *First RLS Indicator* IE shall be used by the Node B together with the value of the *DL TPC Pattern 01 Count* IE which the Node B has received in the Cell Setup procedure, to determine the initial TPC pattern in the DL of the concerned RL and all RLs which are part of the same RLS, as described in [10], section 5.1.2.2.1.2.]

[FDD - For each RL not having a common generation of the TPC commands in the DL with another RL, the Node B shall assign the *RL Set ID* IE included in the RADIO LINK SETUP RESPONSE message a value that uniquely identifies the RL Set within the Node B Communication Context.]

[FDD - For all RLs having a common generation of the TPC commands in the DL with another RL, the Node B shall assign the *RL Set ID* IE included in the RADIO LINK SETUP RESPONSE message the same value. This value shall uniquely identify the RL Set within the Node B Communication Context.]

[FDD - The UL out-of-sync algorithm defined in [10] shall, for each of the established RL Set(s), use the maximum value of the parameters N_OUTSYNC_IND and T_RLFAILURE that are configured in the cells supporting the radio links of the RL Set. The UL in-sync algorithm defined in [10] shall, for each of the established RL Set(s), use the minimum value of the parameters N_INSYNC_IND, that are configured in the cells supporting the radio links of the RL Set.]

Partially omitted

8.3.1 Radio Link Addition

8.3.1.2 Successful Operation

Partially omitted

Radio Link Handling:

Diversity Combination Control:

The *Diversity Control Field* IE indicates for each RL whether the Node B shall combine the new RL with existing RL(s) or not.

- If the *Diversity Control Field* IE is set to "May", the Node B shall decide for any of the alternatives.
- If the *Diversity Control Field* IE is set to "Must", the Node B shall combine the RL with one of the other - RL.
- If the *Diversity Control Field* IE is set to "Must not", the Node B shall not combine the RL with any other existing RL.

[FDD - The *Diversity Control Field* IE is only applicable for DCHs, in case of E-DCH it shall always be assumed to be set to "Must".]

When a new RL is to be combined, the Node B shall choose which RL(s) to combine it with.

In the case of not combining a RL with a RL established with a previous Radio Link Setup or Radio Link Addition Procedure or a RL previously listed in the RADIO LINK ADDITION RESPONSE message, the Node B shall indicate with the Diversity Indication in the *RL Information Response* IE in the RADIO LINK ADDITION RESPONSE message that no combining is done. In this case, the Node B shall include in the *DCH Information Response* IE both the *Transport Layer Address* IE and the *Binding ID* IE for the transport bearer to be established for each DCH of the RL in the RADIO LINK ADDITION RESPONSE message.

In the case of combining with a RL established with a previous Radio Link Setup or Radio Link Addition Procedure or with a RL previously listed in this RADIO LINK ADDITION RESPONSE message, the Node B shall indicate with the Diversity Indication in the *RL Information Response* IE in the RADIO LINK ADDITION RESPONSE message that the RL is combined. In this case, the *RL ID* IE indicates (one of) the previously established RL(s) or a RL previously listed in this RADIO LINK ADDITION RESPONSE message with which the new RL is combined.

In the case of a set of co-ordinated DCHs, the *Binding ID* IE and the *Transport Layer Address* IE shall be included for only one of the DCHs in a set of coordinated DCHs.

[TDD – The Node B shall include in the RADIO LINK ADDITION RESPONSE message both the *Transport Layer Address* IE and the *Binding ID* IE for the transport bearer to be established for each DSCH and USCH.]

[FDD – Transmit Diversity]:

[FDD – If the *Transmit Diversity Indicator* IE is included in the RADIO LINK ADDITION REQUEST message, the Node B shall activate/deactivate the Transmit Diversity for each new Radio Link in accordance with the *Transmit Diversity Indicator* IE and the already known diversity mode.]

DL Power Control:

[FDD – If the RADIO LINK ADDITION REQUEST message includes the *Initial DL Transmission Power* IE, the Node B shall apply the given power to the transmission on each DL DPCH or on the F-DPCH of the RL when starting transmission until either UL synchronisation on the Uu interface is achieved for the RLS or Power Balancing is activated. If no *Initial DL Transmission Power* IE is included, the Node B shall use any transmission power level currently used on already existing RLs for this Node B Communication Context. No inner loop power control or balancing shall be performed during this period. The DL power shall then vary according to the inner loop power control (see ref.[10], subclause 5.2.1.2) with DPC MODE currently configured for the relevant Node B Communication Context and the downlink power control procedure (see subclause 8.3.7).]

[3.84 Mcps TDD – If the RADIO LINK ADDITION REQUEST message includes the *Initial DL Transmission Power* IE, the Node B shall determine the initial CCH DL power for each DCH type CCH by the following rule: If the *CCH Initial DL Transmission Power* IE is included for that CCH, then the Node B shall use that power for the initial CCH DL power, otherwise the initial CCH DL power is the *Initial DL Transmission Power* IE included in the *RL Information* IE. The Node B shall apply the given power to the transmission on each DL DPCH and on each Time Slot of the CCH when starting transmission until the UL synchronisation on the Uu interface is achieved for the CCH. If no *Initial DL Transmission Power* IE is included (even if *CCH Initial DL Transmission Power* IEs are included), the Node B shall use any transmission power level currently used on already existing CCHs for this Node B Communication Context. No inner loop power control shall be performed during this period. The DL power shall then vary according to the inner loop power control (see ref.[21], subclause 4.2.3.4).]

[1.28 Mcps TDD - If the RADIO LINK ADDITION REQUEST message includes the *Initial DL Transmission Power* IE, the Node B shall determine the initial DL power for each timeslot within a DCH type CCH by the following rule: If the *Initial DL Transmission Power* IE is included in the *DL Timeslot Information LCR* IE, then the Node B shall use that power for the initial DL power and ignore the *DL Time Slot ISCP info LCR*, otherwise the initial DL power is the *Initial DL Transmission Power* IE included in the *RL Information* IE and if *DL Time Slot ISCP info LCR* IE is present, the Node B shall use the indicated value when deciding the initial DL TX Power for each timeslot as specified in [21], it shall reduce the DL TX power in those downlink timeslots of the radio link where the interference is low, and increase the DL TX power in those timeslots where the interference is high, while keeping the total downlink power in the radio link unchanged. The Node B shall apply the given power to the transmission on each DL DPCH and on each Time Slot of the CCH when starting transmission until the UL synchronisation on the Uu interface is achieved for the CCH. If no *Initial DL Transmission Power* IE is included, the Node B shall use any transmission power level currently used on already existing RL/timeslots for this Node B Communication Context. No inner loop power control shall be performed during this period. The DL power shall then vary according to the inner loop power control (see ref.[21], subclause 5.1.2.4).]

[FDD - If the RADIO LINK ADDITION REQUEST message includes the *Maximum DL Power* IE, the Node B shall store this value and not transmit with a higher power on any DL DPCH or on the F-DPCH of the RL. If no *Maximum DL Power* IE is included, any Maximum DL power stored for already existing RLs for this Node B Communication Context shall be applied. If the Node B Communication Context is configured to use DPCH in the downlink, during compressed mode, the δP_{curr} , as described in ref.[10] subclause 5.2.1.3, shall be added to the maximum DL power for the associated compressed frame.]

[FDD - If the RADIO LINK ADDITION REQUEST message includes the *Minimum DL Power* IE, the Node B shall store this value and never transmit with a lower power on any DL DPCH or on the F-DPCH of the RL. If no *Minimum DL Power* IE is included, any Minimum DL power stored for already existing RLs for this Node B Communication Context shall be applied.]

[3.84 Mcps TDD - If the RADIO LINK ADDITION REQUEST message includes the *Maximum DL Power* IE, the Node B shall determine the maximum CCH DL power for each DCH type CCH by the following rule: If the *CCH Maximum DL Transmission Power* IE is included for that CCH, then the Node B shall use that power for the maximum CCH DL power, otherwise the maximum CCH DL power is the *Maximum DL Power* IE included in the *RL Information* IE. If no *Maximum DL Power* IE is included (even if *CCH Maximum DL Transmission Power* IEs are included), any maximum DL power stored for already existing DCH type CCHs for this Node B Communication Context shall be applied.]

[3.84 Mcps TDD - If the RADIO LINK ADDITION REQUEST message includes the *Minimum DL Power* IE, the Node B shall determine the minimum CCH DL power for each DCH type CCH by the following rule: If the *CCH Minimum DL Transmission Power* IE is included for that CCH, then the Node B shall use that power for the minimum CCH DL power, otherwise the minimum CCH DL power is the *Minimum DL Power* IE included in the *RL Information* IE. If no *Minimum DL Power* IE is included (even if *CCH Minimum DL Transmission Power* IEs are included), any minimum DL power stored for already existing DCH type CCHs for this Node B Communication Context shall be applied.]

[1.28 Mcps TDD - If the RADIO LINK ADDITION REQUEST message includes the *Maximum DL Power* IE, the Node B shall determine the maximum DL power for each timeslot within a DCH type CCH by the following rule: If the *Maximum DL Power* IE is included in the *DL Timeslot Information LCR* IE for that timeslot, then the Node B shall use that power for the maximum DL power, otherwise the maximum DL power is the *Maximum DL Power* IE included in the *RL Information* IE. The Node B shall store this value and not transmit with a higher power on any applicable DL DPCH. If no *Maximum DL Power* IE is included,

any maximum DL power stored for already existing RL/timeslots for this Node B Communication Context shall be applied.]

[1.28 Mcps TDD - If the RADIO LINK ADDITION REQUEST message includes the *Minimum DL Power* IE, the Node B shall determine the minimum DL power for each timeslot within a DCH type CCTrCH by the following rule: If the *Minimum DL Power* IE is included in the *DL Timeslot Information LCR* IE for that timeslot, then the Node B shall use that power for the minimum DL power, otherwise the minimum DL power is the *Minimum DL Power* IE included in the *RL Information* IE. The Node B shall store this value and not transmit with a lower power on any applicable DL DPCH. If no *Minimum DL Power* IE is included, any minimum DL power stored for already existing RL/timeslots for this Node B Communication Context shall be applied.]

[3.84Mcps TDD - The initial power, maximum power, and minimum power for DSCH type CCTrCH shall be determined as follows:

- If the DSCH type CCTrCH is paired with an uplink CCTrCH(s) for inner loop power control, the minimum, maximum and initial power for each PDSCH is determined in the same way as described above for DCH type CCTrCHs.
- If the DSCH type CCTrCH is not paired with an uplink CCTrCH(s) for inner loop power control, the PDSCH transmission power is DSCH Data Frame Protocol signalled [24], with the maximum value determined in the same way as described above for DCH type CCTrCHs. The minimum and initial powers, however, are subject to control by the CRNC via the frame protocol].

[1.28 Mcps TDD – If the RADIO LINK ADDITION REQUEST message includes the *Initial DL Transmission Power* IE, the Node B shall determine the initial DL power for each timeslot within a DSCH type CCTrCH by the following rule: If both the *CCTrCH Initial DL Transmission Power* IE, included in the *DL CCTrCH Information* IE, and the *DL Time Slot ISCP Info LCR* IE, included in the *RL Information* IE, are included then the Node B shall use that power for the PDSCH and ignore the *Initial DL Transmission Power* IE included in the *RL Information* IE, otherwise the initial DL Power is the *Initial DL Transmission Power* IE included in the *RL Information* IE and if *DL Time Slot ISCP info LCR* IE is present, the Node B shall use the indicated value when deciding the initial DL TX Power for each timeslot as specified in [21], it shall reduce the DL TX power in those downlink timeslots of the radio link where the interference is low, and increase the DL TX power in those timeslots where the interference is high, while keeping the total downlink power in the radio link unchanged. The Node B shall apply the given power to the transmission on each DL PDSCH and on each Time Slot of the CCTrCH when starting transmission until the UL synchronisation on the Uu interface is achieved for the CCTrCH. If no *Initial DL Transmission Power* IE is included, the Node B shall use any transmission power level currently used on already existing RL/timeslots for this Node B Communication Context. No inner loop power control shall be performed during this period. The DL power shall then vary according to the inner loop power control (see ref.[21], subclause 5.1.2.4).]

[1.28 Mcps TDD - If the RADIO LINK ADDITION REQUEST message includes the *Maximum DL Power* IE, the Node B shall determine the maximum DL power for each timeslot within a DSCH type CCTrCH by the following rule: If the *CCTrCH Maximum DL Transmission Power* IE, included in the *DL CCTrCH Information* IE, is included then the Node B shall use that power for the maximum DL power, otherwise the maximum DL power is the *Maximum DL Power* IE included in the *RL Information* IE. The Node B shall store this value and not transmit with a higher power on any applicable PDSCH. If no *Maximum DL Power* IE is included, any maximum DL power stored for already existing RL/timeslots for this Node B Communication Context shall be applied.]

[1.28 Mcps TDD - If the RADIO LINK ADDITION REQUEST message includes the *Minimum DL Power* IE, the Node B shall determine the minimum DL power for each timeslot within a DSCH type CCTrCH by the following rule: If the *CCTrCH Minimum DL Transmission Power* IE, included in the *DL CCTrCH Information* IE, is included then the Node B shall use that power for the minimum DL power, otherwise the minimum DL power is the *Minimum DL Power* IE included in the *RL Information* IE. The Node B shall store this value and not transmit with a lower power on any applicable PDSCH. If no *Minimum DL Power* IE is included, any minimum DL power stored for already existing RL/timeslots for this Node B Communication Context shall be applied.]

[3.84Mcps TDD – If the RADIO LINK ADDITION REQUEST message includes the *DL Time Slot ISCP Info* IE, the Node B shall use the indicated value when deciding the DL TX Power for each timeslot as specified in ref. [21], i.e. it shall reduce the DL TX power in those downlink timeslots of the radio link where

the interference is low, and increase the DL TX power in those timeslots where the interference is high, while keeping the total downlink power in the radio link unchanged].

[FDD – If the power balancing is active with the Power Balancing Adjustment Type of the Node B Communication Context set to "Individual" in the existing RL(s) and the RADIO LINK ADDITION REQUEST message includes the *DL Reference Power IE*, the Node B shall activate the power balancing and use the *DL Reference Power IE* for the power balancing procedure in the new RL(s), if activation of power balancing by the RADIO LINK ADDITION REQUEST message is supported, according to subclause 8.3.7. In this case, the Node B shall include the *DL Power Balancing Activation Indicator IE* in the *RL Information Response IE* in the RADIO LINK ADDITION RESPONSE message. If the Node B starts the DL transmission and the activation of the power balancing at the same CFN, the initial power of the power balancing, i.e. P_{init} shall be set to the power level indicated by the *Initial DL Transmission Power IE* (if received) or the decided DL TX power level on each DL channelisation code of a RL based on power level of existing RLs.]

[1.28Mcps TDD – Uplink Synchronisation Parameters LCR]:

[1.28Mcps TDD - If the RADIO LINK ADDITION REQUEST message contains the *Uplink Synchronisation Parameters LCR IE*, the Node B shall use the indicated values of *Uplink Synchronisation StepSize IE* and *Uplink Synchronisation Frequency IE* when evaluating the timing of the UL synchronisation.]

General:

If the RADIO LINK ADDITION REQUEST message includes the *RL Specific DCH Information IE*, the Node B may use the transport layer address and the binding identifier received from the CRNC when establishing a transport bearer for the DCH or the set of co-ordinated DCHs.

~~[FDD – If the RADIO LINK ADDITION REQUEST message contains an *SSDT Cell Identity IE*, the Node B shall activate SSDT, if supported, for the concerned new RL, with the indicated SSDT cell identity used for that RL.]~~

~~[FDD – If the RADIO LINK ADDITION REQUEST message includes the *Qth Parameter IE* in addition to the *SSDT Cell Identity IE*, the Node B shall use the *Qth Parameter IE*, if Qth signalling is supported, when SSDT is activated in the concerned new RL.]~~

The Node B shall start reception on the new RL(s) after the RLs are successfully established.

[FDD - If the RADIO LINK ADDITION REQUEST message includes the *Initial DL DPCH Timing Adjustment Allowed IE*, then the Node B may perform an initial DL DPCH Timing Adjustment (i.e. perform a timing advance or a timing delay with respect to the SFN timing) on a Radio Link. In this case, the Node B shall include, for the concerned Radio Link(s), the *Initial DL DPCH Timing Adjustment IE* in the *Radio Link Information Response IE* in the RADIO LINK ADDITION RESPONSE message.]

[FDD – Radio Link Set Handling]:

[FDD – For each RL not having a common generation of the TPC commands in the DL with another RL, the Node B shall assign the *RL Set ID IE* included in the RADIO LINK ADDITION RESPONSE message a value that uniquely identifies the RL Set within the Node B Communication Context.]

[FDD – For all RLs having a common generation of the TPC commands in the DL with another new or existing RL, the Node B shall assign the *RL Set ID IE* included in the RADIO LINK ADDITION RESPONSE message the same value. This value shall uniquely identify the RL Set within the Node B Communication Context.]

[FDD – After addition of the new RL(s), the UL out-of-sync algorithm defined in [10] shall, for each of the previously existing and newly established RL Set(s), use the maximum value of the parameters $N_{OUTSYNC_IND}$ and $T_{RLFAILURE}$ that are configured in the cells supporting the radio links of the RL Set. The UL in-sync algorithm defined in [10] shall, for each of the established RL Set(s), use the minimum value of the parameters N_{INSYNC_IND} , that are configured in the cells supporting the radio links of the RL Set.]

Partially omitted

8.3.2 Synchronised Radio Link Reconfiguration Preparation

8.3.2.2 Successful Operation

Partially omitted

DCH Addition:

If the RADIO LINK RECONFIGURATION PREPARE message includes any *DCHs To Add* IEs then the Node B shall treat them each as follows:

- If the *DCHs To Add* IE includes multiple *DCH Specific Info* IEs, the Node B shall treat the DCHs in the *DCHs To Add* IE as a set of co-ordinated DCHs. The Node B shall include these DCHs in the new configuration only if it can include all of them in the new configuration.
- If the *DCH Specific Info* IE includes the *Unidirectional DCH Indicator* IE set to "Uplink DCH only", the Node B shall ignore the *Transport Format Set* IE for the downlink for this DCH. As a consequence this DCH is not included as a part of the downlink CCTrCH.
- [TDD – If the *DCH Specific Info* IE includes the *Unidirectional DCH Indicator* IE set to "Downlink DCH only", the Node B shall ignore the *Transport Format Set* IE for the uplink for this DCH. As a consequence this DCH is not included as a part of the uplink CCTrCH.]
- [FDD – For DCHs which do not belong to a set of co-ordinated DCHs with the *QE-Selector* IE set to "selected", the Transport channel BER from that DCH shall be the base for the QE in the UL data frames. If no Transport channel BER is available for the selected DCH, the Physical channel BER shall be used for the QE, ref. [16]. If the *QE-Selector* IE is set to "non-selected", the Physical channel BER shall be used for the QE in the UL data frames, ref. [16].]
- For a set of co-ordinated DCHs, the Transport channel BER from the DCH with the *QE-Selector* IE set to "selected" shall be used for the QE in the UL data frames, ref. [16]. [FDD – If no Transport channel BER is available for the selected DCH, the Physical channel BER shall be used for the QE, ref. [16]. If all DCHs have the *QE-Selector* IE set to "non-selected", the Physical channel BER shall be used for the QE, ref. [16].]
- The Node B should store the *Frame Handling Priority* IE received for a DCH to be added in the new configuration. The received Frame Handling Priority should be used when prioritising between different frames in the downlink on the Uu interface in congestion situations within the Node B once the new configuration has been activated.
- If the *TNL QoS* IE is included for a DCH or a set of co-ordinated DCHs and if ALCAP is not used, the Node B may store this information for this DCH in the new configuration. The *TNL QoS* IE may be used to determine the transport bearer characteristics to apply for the uplink between the Node B and the CRNC for the related DCH or set of co-ordinated DCHs.
- The Node B shall use the included *UL FP Mode* IE for a DCH or a set of co-ordinated DCHs to be added as the new FP Mode in the Uplink of the user plane for the DCH or the set of co-ordinated DCHs in the new configuration.
- The Node B shall use the included *ToAWS* IE for a DCH or a set of co-ordinated DCHs to be added as the new Time of Arrival Window Startpoint in the user plane for the DCH or the set of co-ordinated DCHs in the new configuration.
- The Node B shall use the included *ToAWE* IE for a DCH or a set of co-ordinated DCHs to be added as the new Time of Arrival Window Endpoint in the user plane for the DCH or the set of co-ordinated DCHs in the new configuration.
- [TDD – The Node B shall apply the *CCTrCH ID* IE (for the DL) in the Downlink of this DCH in the new configuration.]
- [TDD – The Node B shall apply the *CCTrCH ID* IE (for the UL) in the Uplink of this DCH in the new configuration.]

DCH Deletion:

If the RADIO LINK RECONFIGURATION PREPARE message includes any *DCHs To Delete* IE, the Node B shall not include the referenced DCHs in the new configuration.

If all of the DCHs belonging to a set of co-ordinated DCHs are requested to be deleted, the Node B shall not include this set of co-ordinated DCHs in the new configuration.

Physical Channel Modification:

[FDD – If the RADIO LINK RECONFIGURATION PREPARE message includes an *UL DPCH Information* IE, then the Node B shall apply the parameters to the new configuration as follows:]

- [FDD - If the *UL DPCH Information* IE includes the *Uplink Scrambling Code* IE, the Node B shall apply this Uplink Scrambling Code to the new configuration.]
- [FDD - If the *UL DPCH Information* IE includes the *Min UL Channelisation Code Length* IE, the Node B shall apply the value in the new configuration. The Node B shall apply the contents of the *Max Number of UL DPDCHs* IE (if it is included) in the new configuration.]
- [FDD - If the *UL DPCH Information* IE includes the *UL SIR Target* IE, the Node B shall use the value for the UL inner loop power control when the new configuration is being used.]
- [FDD - If the *UL DPCH Information* IE includes the *Puncture Limit* IE, the Node B shall apply the value in the uplink of the new configuration.]
- [FDD - The Node B shall use the *TFCS* IE for the UL (if present) when reserving resources for the uplink of the new configuration. The Node B shall apply the new TFCS in the Uplink of the new configuration.]
- [FDD - If the *UL DPCH Information* IE includes the *UL DPCCH Slot Format* IE, the Node B shall set the new Uplink DPCCH Structure to the new configuration.]
- [FDD - If the *UL DPCH Information* IE includes the *Diversity Mode* IE, the Node B shall apply diversity according to the given value.]
- ~~[FDD – If the *UL DPCH Information* IE includes an *SSDT Cell Identity Length* IE and/or an *S Field Length* IE, the Node B shall apply the values in the new configuration.]~~

[FDD - If the RADIO LINK RECONFIGURATION PREPARE message includes the *DL DPCH Information* IE and the concerned Node B Communication Context is configured to use F-DPCH in the downlink in the old configuration, the Node B shall configure the concerned Node B Communication Context to use DPCH in the downlink in the new configuration.]

[FDD - If the RADIO LINK RECONFIGURATION PREPARE message includes the *DL DPCH Power Information* IE, the Node B shall use the information contained in it for the power settings of the DL DPCH. In particular, if the received *Inner Loop DL PC Status* IE is set to "Active", the Node B shall activate the inner loop DL power control for all RLs. If *Inner Loop DL PC Status* IE is set to "Inactive", the Node B shall deactivate the inner loop DL power control for all RLs according to ref. [10].]

[FDD - If the RADIO LINK RECONFIGURATION PREPARE message includes a *DL DPCH Information* IE, the Node B shall apply the parameters to the new configuration as follows:]

- [FDD - The Node B shall use the *TFCS* IE for the DL (if it is present) when reserving resources for the downlink of the new configuration. The Node B shall apply the new TFCS in the Downlink of the new configuration.]
- [FDD - If the *DL DPCH Information* IE includes the *TFCI Signalling Mode* IE or the *TFCI Presence* IE, the Node B shall use the information when building TFCIs in the new configuration.]
- [FDD - If the *DL DPCH Information* IE includes the *DL DPCH Slot Format* IE, the Node B shall set the new Downlink DPCH Structure to the new configuration.]
- [FDD - If the *DL DPCH Information* IE includes the *Multiplexing Position* IE, the Node B shall apply the indicated multiplexing type in the new configuration.]
- [FDD - If the *DL DPCH Information* IE includes the *Limited Power Increase* IE set to "Used", the Node B shall, if supported, use Limited Power Increase according to ref. [10] subclause 5.2.1 for the inner loop DL power control in the new configuration.]

- [FDD - If the *DL DPCH Information* IE includes the *Limited Power Increase* IE set to "Not Used", the Node B shall not use Limited Power Increase for the inner loop DL power control in the new configuration.]
- [FDD - If the *DL DPCH Information* IE includes the *PDSCH Code Mapping* IE, then the Node B shall apply the defined mapping between TFCI values and PDSCH channelisation codes.]
- [FDD - If the *DL DPCH Information* IE includes the *PDSCH RL ID* IE, then the Node B shall infer that the PDSCH for the specified user will be transmitted on the defined radio link.]

[FDD - If the RADIO LINK RECONFIGURATION PREPARE message includes the *F-DPCH Information* IE, the Node B shall configure the concerned Node B Communication Context to use F-DPCH in the downlink in the new configuration.]

[FDD – If the RADIO LINK RECONFIGURATION PREPARE message includes the *Transmission Gap Pattern Sequence Information* IE, the Node B shall store the new information about the Transmission Gap Pattern Sequences to be used in the new Compressed Mode Configuration. Any Transmission Gap Pattern Sequences already existing in the previous Compressed Mode Configuration are replaced by the new sequences once the new Compressed Mode Configuration has been activated. This new Compressed Mode Configuration shall be valid in the Node B until the next Compressed Mode Configuration is configured in the Node B or Node B Communication Context is deleted.]

[FDD - E-DPCH Handling]:

[FDD - If the RADIO LINK RECONFIGURATION PREPARE message includes an *E-DPCH Information* IE, the Node B shall apply the parameters to the new configuration as follows:]

- [FDD - If the *E-DPCH Information* IE includes the *Min UL Channelisation Code Length For EDCH FDD* IE, the Node B shall apply the new Min UL Channelisation Code Length in the new configuration. The Node B shall apply the contents of the *Max Number Of E-DPDCHs* IE (if it is included) in the new configuration.]
- [FDD - If the *E-DPCH Information* IE includes the *Puncture Limit* IE, the Node B shall apply the value in the uplink of the new configuration]
- [FDD - If the *E-DPCH Information* IE includes the *E-TFCS* IE, the Node B shall use the *E-TFCS* IE for the E-DCH when reserving resources for the uplink of the new configuration. The Node B shall apply the new TFCS in the uplink of the new configuration.]
- [FDD - If the *E-DPCH Information* IE includes the *E-TTI* IE, the Node B shall use the value when the new configuration is being used.]

[TDD – UL/DL CCTrCH Modification]

[TDD – If the RADIO LINK RECONFIGURATION PREPARE message includes any *UL CCTrCH to Modify* or *DL CCTrCH to Modify* IE, then the Node B shall treat them each as follows:]

- [TDD – If the IE includes any of the *TFCS* IE, *TFCI coding* IE or *Puncture Limit* IE, the Node B shall apply these as the new values, otherwise the old values specified for this CCTrCH are still applicable.]
- [TDD – If the IE includes any *UL DPCH To Add* IE, *UL DPCH To Add LCR* IE, *DL DPCH To Add LCR* IE, or *DL DPCH To Add* IE, the Node B shall include this DPCH in the new configuration.]
- [TDD – If the IE includes any *UL DPCH To Delete* IE or *DL DPCH To Delete* IE, the Node B shall remove this DPCH in the new configuration.]
- [TDD – If the IE includes any *UL DPCH To Modify* IE or *DL DPCH To Modify* IE and includes any of the *Repetition Period* IE, *Repetition Length* IE or *TDD DPCH Offset* IE, or the message includes UL/DL Timeslot Information and includes any of the [3.84Mcps TDD - *Midamble Shift And Burst Type* IE], [1.28Mcps TDD - *Midamble Shift LCR* IE], or *TFCI Presence* IE or the message includes UL/DL Code information and includes [3.84Mcps TDD - *TDD Channelisation Code* IE], [1.28Mcps TDD - *TDD Channelisation Code LCR* IE] , [1.28Mcps TDD - *TDD UL DPCH Time Slot Format LCR* IE or *TDD DL DPCH Time Slot Format LCR* IE], the Node B shall apply these specified information elements as the new values, otherwise the old values specified for this DPCH configuration are still applicable.]
- [1.28Mcps TDD – If the *UL CCTrCH To Modify* IE includes the *UL SIR Target* IE, the Node B shall use the value for the UL inner loop power control according [19] and [21] when the new configuration is being used.]

- [1.28Mcps TDD - If the *UL CCH To Modify* IE includes the *TDD TPC UL Step Size* IE, the Node B shall apply this value to the uplink TPC step size in the new configuration.]
- [TDD - If the *DL CCH To Modify* IE includes the *TDD TPC DL Step Size* IE, the Node B shall apply this value to the downlink TPC step size in the new configuration.]

[TDD – UL/DL CCH Addition]

[TDD – If the RADIO LINK RECONFIGURATION PREPARE message includes any *UL CCH To Add* IE or *DL CCH To Add* IE, the Node B shall include this CCH in the new configuration.]

[TDD – If the *UL/DL CCH To Add* IE includes any [3.84Mcps TDD - *UL/DL DPCH Information* IE] [1.28Mcps TDD - *UL/DL DPCH Information LCR* IE], the Node B shall reserve necessary resources for the new configuration of the UL/DL DPCH(s) according to the parameters given in the message.]

[TDD – If the RADIO LINK RECONFIGURATION PREPARE message includes *TDD TPC DL Step Size* IE within a *DL CCH To Add* IE, the Node B shall set the downlink TPC step size of that CCH to that value, otherwise the Node B shall set the TPC step size of that CCH to the same value as the lowest numbered DL CCH in the current configuration.]

[1.28Mcps TDD - If the *UL CCH To Add* IE includes the *TDD TPC UL Step Size* IE, the Node B shall apply the uplink TPC step size in the new configuration.]

[1.28Mcps TDD –The Node B shall use the *UL SIR Target* IE in the *UL CCH To Add* IE as the UL SIR value for the inner loop power control for this CCH according [19] and [21] in the new configuration.]

[TDD – UL/DL CCH Deletion]

[TDD – If the RADIO LINK RECONFIGURATION PREPARE message includes any UL or DL CCH to be deleted, the Node B shall remove this CCH in the new configuration.]

DL Power Control:

- [FDD - If the *RL Information* IE includes the *DL Reference Power* IEs and the power balancing is active, the Node B shall update the reference power of the power balancing in the indicated RL(s), if updating of power balancing parameters by the RADIO LINK RECONFIGURATION PREPARE message is supported, at the CFN in the RADIO LINK RECONFIGURATION COMMIT message, according to subclause 8.3.7, using the *DL Reference Power* IE. If the CFN modulo the value of the *Adjustment Period* IE is not equal to 0, the power balancing continues with the old reference power until the end of the current adjustment period, and the updated reference power shall be used from the next adjustment period.]

[FDD - If updating of power balancing parameters by the RADIO LINK RECONFIGURATION PREPARE message is supported by the Node B, the Node B shall include the *DL Power Balancing Updated Indicator* IE in the *RL Information Response* IE for each affected RL in the RADIO LINK RECONFIGURATION READY message.]

DSCH Addition/Modification/Deletion:

If the RADIO LINK RECONFIGURATION PREPARE message includes any *DSCH To Add*, *DSCH To Modify* or *DSCH To Delete* IE, then the Node B shall use this information to add/modify/delete the indicated DSCH channels to/from the radio link, in the same way as the DCH info is used to add/modify/release DCHs.

The Node B shall include in the RADIO LINK RECONFIGURATION READY message both the *Transport Layer Address* IE and the *Binding ID* IE for the transport bearer to be established for each DSCH.

[FDD – If the RADIO LINK RECONFIGURATION PREPARE message includes the *TFCI2 Bearer Information* IE, then the Node B shall support the establishment of a transport bearer on which the DSCH TFCI Signaling control frames shall be received if one does not already exist or shall apply the new values if such a bearer does already exist for this Node B Communication Context. The *Binding ID* IE and *Transport Layer Address* IE of any new bearer to be set up for this purpose shall be returned in the RADIO LINK RECONFIGURATION READY message. If the RADIO LINK RECONFIGURATION PREPARE message includes the *Transport Layer Address* IE and *Binding ID* IE in the *TFCI2 Bearer Information* IE the Node B may use the transport layer address and the binding identifier received from the CRNC when establishing a TFCI2 transport bearer. If the RADIO LINK RECONFIGURATION PREPARE message specifies that the TFCI2 transport bearer is to be deleted, then the Node B shall release the resources associated with that bearer in the new configuration.]

[FDD – If the RADIO LINK RECONFIGURATION PREPARE message includes the *TFCI2 Bearer Request Indicator* IE in the *TFCI2 Bearer Information* IE with the value "New Bearer Requested", the Node B shall establish a new transport bearer replacing the existing transport bearer on which the DSCH TFCI Signalling control frames shall be received. The *Binding ID* IE and *Transport Layer Address* IE of a new bearer to be set up for this purpose shall be returned in the RADIO LINK RECONFIGURATION READY message.]

[FDD – If the *TFCI Signalling Mode* IE within the RADIO LINK RECONFIGURATION PREPARE message indicates that there shall be a hard split on the TFCI field but a TFCI2 transport bearer has not already been set up and *TFCI2 Bearer Information* IE is not included in the message, then the Node B shall transmit the TFCI2 field with zero power in the new configuration.]

[FDD – If the *TFCI Signalling Mode* IE within the RADIO LINK RECONFIGURATION PREPARE message indicates that there shall be a hard split on the TFCI and the *TFCI2 Bearer Information* IE is included in the message, then the Node B shall transmit the TFCI2 field with zero power until Synchronisation is achieved on the TFCI2 transport bearer and the first valid DSCH TFCI Signalling control frame is received on this bearer in the new configuration (see ref. [24]).]

[FDD – If the RADIO LINK RECONFIGURATION PREPARE message includes the *Length Of TFCI2* IE, then the Node B shall apply the length of TFCI (field 2) indicated in the message in the new configuration.]

[FDD – If the RADIO LINK RECONFIGURATION PREPARE message does not include the *Length Of TFCI2* IE and the *Split Type* IE is present with the value "Hard", then the Node B shall assume the length of the TFCI (field 2) is 5 bits in the new configuration.]

[FDD - If the RADIO LINK RECONFIGURATION PREPARE message includes the *DSCH Common Information* IE, the Node B shall treat it as follows:]

- ~~— [FDD – If the *Enhanced DSCH PC Indicator* IE is included and set to "Enhanced DSCH PC Active in the UE", the Node B shall activate enhanced DSCH power control in accordance with ref. [10] subclause 5.2.2, if supported, using either:]~~
- ~~— [FDD – the *SSDT Cell Identity for EDSCHPC* IE in the *RL Information* IE, if the *SSDT Cell Identity* IE is not included in the *RL Information* IE or]~~
- ~~— [FDD – the *SSDT Cell Identity* IE in the *RL Information* IE, if both the *SSDT Cell Identity* IE and the *SSDT Cell Identity for EDSCHPC* IE are included in the *RL Information* IE.]~~
- ~~— [FDD – together with the *SSDT Cell Identity Length* IE in *UL DPCH Information* IE, and *Enhanced DSCH PC* IE, in the new configuration.]~~

[FDD - If the enhanced DSCH power control is activated and the TFCI power control in DSCH hard split mode is supported, the primary/secondary status determination in the enhanced DSCH power control is also applied to the TFCI power control in DSCH hard split mode.]

[FDD - If the RADIO LINK RECONFIGURATION PREPARE message includes the *Enhanced DSCH PC Indicator* IE set to "Enhanced DSCH PC not Active in the UE", the Node B shall deactivate enhanced DSCH power control in the new configuration.]

[TDD – USCH Addition/Modification/Deletion]:

- [TDD – If the RADIO LINK RECONFIGURATION PREPARE message includes USCH information for the USCHs to be added/modified/deleted then the Node B shall use this information to add/modify/delete the indicated USCH channels to/from the radio link, in the same way as the DCH info is used to add/modify/release DCHs.]
- [TDD – If the RADIO LINK RECONFIGURATION PREPARE message includes USCH information for the USCHs to be added/modified, if the *TNL QoS* IE is included and if ALCAP is not used, the Node B may use the *TNL QoS* IE to determine the transport bearer characteristics to apply between the Node B and the CRNC for the related USCHs.]
- [TDD – The Node B shall include in the RADIO LINK RECONFIGURATION READY message both the *Transport Layer Address* IE and the *Binding ID* IE for the transport bearer to be established for each USCH.]

RL Information:

If the RADIO LINK RECONFIGURATION PREPARE message includes the *RL Information IE*, the Node B shall treat it as follows:

- [FDD – When more than one DL DPDCH are assigned per RL, the segmented physical channel shall be mapped on to DL DPDCHs according to [8]. When p number of DL DPDCHs are assigned to each RL, the first pair of DL Scrambling Code and FDD DL Channelisation Code Number corresponds to "*PhCH number 1*", the second to "*PhCH number 2*", and so on until the p th to "*PhCH number p*".]
- ~~- [FDD – If the *RL Information IE* includes the *SSDT Indication IE* set to "*SSDT Active in the UE*", the Node B may activate SSDT using the *SSDT Cell Identity IE* in the new configuration.]~~
- ~~- [FDD – If the *RL Information IE* includes the *Q*th *Parameter IE* and the *SSDT Indication IE* set to "*SSDT Active in the UE*", the Node B shall use the *Q*th *Parameter IE*, if *Q*th signalling is supported, when SSDT is activated in the new configuration.]~~
- ~~- [FDD – If the *RL Information IE* includes the *SSDT Indication IE* set to "*SSDT not Active in the UE*", the Node B shall deactivate SSDT in the new configuration.]~~
- [FDD – If the *RL Information IE* includes a *DL Code Information IE*, the Node B shall apply the values in the new configuration.]
- [FDD – If the *RL Information IE* contains the *Transmission Gap Pattern Sequence Code Information IE* in the *DL Code Information IE* for any of the allocated DL Channelisation Codes, the Node B shall apply the alternate scrambling code as indicated whenever the downlink compressed mode method SF/2 is active in the new configuration.]
- [FDD - If the *RL Information IE* includes the *Maximum DL Power* and/or the *Minimum DL Power* IEs, the Node B shall apply the values in the new configuration. During compressed mode, the δP_{curr} , as described in ref.[10] subclause 5.2.1.3, shall be added to the maximum DL power for the associated compressed frame.]
- [3.84 Mcps TDD - If the *DL CCH To Add IE* is included, the Node B shall determine the maximum CCH DL power for the DCH type CCH by the following rule: If the *CCH Maximum DL Transmission Power IE* is included for that CCH, then the Node B shall use that power for the maximum CCH DL power, otherwise the maximum CCH DL power is the *Maximum Downlink Power IE* included in the *RL Information IE*. If no *Maximum Downlink Power IE* is included (even if *CCH Maximum DL Transmission Power* IEs are included), any maximum DL power stored for already existing DCH type CCHs for this Node B Communication Context shall be applied.]
- [3.84 Mcps TDD - If the *DL CCH To Add IE* is included, the Node B shall determine the minimum CCH DL power for the DCH type CCH by the following rule: If the *CCH Minimum DL Transmission Power IE* is included for that CCH, then the Node B shall use that power for the minimum CCH DL power, otherwise the minimum CCH DL power is the *Minimum Downlink Power IE* included in the *RL Information IE*. If no *Minimum Downlink Power IE* is included (even if *CCH Minimum DL Transmission Power* IEs are included), any minimum DL power stored for already existing DCH type CCHs for this Node B Communication Context shall be applied.]
- [3.84 Mcps TDD - If the *DL CCH To Modify IE* is included and *Maximum CCH DL Power to Modify IE* and/or *Minimum CCH DL Power to Modify IE* are included, the Node B shall apply the values in the new configuration for this DCH type CCH. If the *RL Information IE* includes *Maximum Downlink Power* and/or the *Minimum Downlink Power* IEs, the Node B shall apply the values for all other DCH type CCHs of the radio link.]
- [1.28 Mcps TDD - If the *DL CCH To Add IE* is included, the Node B shall determine the maximum DL power for each timeslot within a DCH type CCH by the following rule: If the *Maximum DL Power IE* is included in the *DL Timeslot Information LCR IE* for that timeslot, then the Node B shall use that power for the maximum DL power, otherwise the maximum DL power is the *Maximum Downlink Power IE* included in the *RL Information IE*. The Node B shall store this value and not transmit with a higher power on any applicable DL DPCH. If no *Maximum Downlink Power IE* is included, any maximum DL power stored for already existing timeslots for this Node B Communication Context shall be applied.]
- [1.28 Mcps TDD - If the *DL CCH To Add IE* is included, the Node B shall determine the minimum DL power for each timeslot within a DCH type CCH by the following rule: If the *Minimum DL Power IE* is included in the *DL Timeslot Information LCR IE* for that timeslot, then the Node B shall use that power for the minimum DL power, otherwise the minimum DL power is the *Minimum Downlink Power IE* included in the *RL*

Information IE. The Node B shall store this value and not transmit with a lower power on any applicable DL DPCH. If no *Minimum Downlink Power* IE is included, any minimum DL power stored for already existing timeslots for this Node B Communication Context shall be applied.]

- [1.28 Mcps TDD - If the *DL CCH To Modify* IE is included and *Maximum DL Power to Modify LCR* IE and/or *Minimum DL Power to Modify LCR* IE are included, the Node B shall apply the values in the new configuration for this timeslot, if the *RL Information* IE includes *Maximum Downlink Power* and/or the *Minimum Downlink Power* IEs, the Node B shall apply the values in the new configuration for all other timeslots.]
- [3.84Mcps TDD – If the *RL Information* IE includes the *Initial DL Transmission Power* IE, the Node B shall determine the initial CCH DL power for each DCH type CCH by the following rule: If the *CCH Initial DL Transmission Power* IE is included for that CCH, then the Node B shall use that power for the initial CCH DL power, otherwise the initial CCH DL power is the *Initial DL Transmission Power* IE included in the *RL Information* IE. The Node B shall apply the determined initial CCH DL power to the transmission on each DPCH of the CCH when starting transmission on a new CCH until the UL synchronisation on the Uu interface is achieved for the CCH. If no *Initial DL Transmission Power* IE is included with a new CCH (even if *CCH Initial DL Transmission Power* IEs are included), the Node B shall use any transmission power level currently used on already existing CCHs when starting transmission for a new CCH. No inner loop power control shall be performed during this period. The DL power shall then vary according to the inner loop power control (see ref.[21], subclause 4.2.3.4.)]
- [3.84Mcps TDD - The initial power, maximum power, and minimum power for a DSCH type CCH to be added or modified, shall be determined as follows:
 - If the DSCH type CCH is paired with an uplink CCH(s) for inner loop power control, the minimum, maximum and initial power for each PDSCH is determined in the same way as described above for DCH type CCHs.
 - If the DSCH type CCH is not paired with an uplink CCH(s) for inner loop power control, the PDSCH transmission power is DSCH Data Frame Protocol signalled [24], with the maximum value determined in the same way as described above for DCH type CCHs. The minimum and initial powers, however, are subject to control by the CRNC via the frame protocol].
- [1.28 Mcps TDD – If the *RL Information* IE includes the *Initial DL Transmission Power* IE, the Node B shall determine the initial DL power for each timeslot in a DCH type CCH by the following rule: If the *Initial DL Transmission Power* IE is included in the *DL Timeslot Information LCR* IE, then the Node B shall use that power for the initial DL power, otherwise the initial DL power is the *Initial DL Transmission Power* IE included in the *RL Information* IE. The Node B shall apply the given power to the transmission on each DL DPCH and on each Time Slot of the CCH when starting transmission until the UL synchronisation on the Uu interface is achieved for the CCH. If no *Initial DL Transmission Power* IE is included, the Node B shall use any transmission power level currently used on already existing timeslots for this Node B Communication Context. No inner loop power control shall be performed during this period. The DL power shall then vary according to the inner loop power control (see ref.[21], subclause 5.1.2.4.)]
- [1.28Mcps TDD - If the *RL Information* IE includes the *Initial DL Transmission Power* IE, the Node B shall determine the initial DL power for each timeslot within the DSCH type CCH by the following rule: If both the *CCH Initial DL Transmission Power* IE and the *DL Time Slot ISCP Info LCR* IE are included then the Node B shall use that power for the PDSCH power, otherwise the PDSCH power is the *Initial DL Transmission Power* IE included in the *RL Information* IE. If *DL Time Slot ISCP info LCR* IE is present, the Node B shall use the indicated value when deciding the initial DL TX Power for each timeslot as specified in [21], it shall reduce the DL TX power in those downlink timeslots of the radio link where the interference is low, and increase the DL TX power in those timeslots where the interference is high, while keeping the total downlink power in the radio link unchanged. The Node B shall apply the given power to the transmission on each PDSCH and on each timeslot of the CCH when starting transmission on a new CCH until the UL synchronisation on the Uu interface is achieved for the CCH. If no *Initial DL Transmission Power* IE is included with a new CCH (even if *CCH Initial DL Transmission Power* IEs are included), the Node B shall use any transmission power level currently used on already existing RL/timeslots when starting transmission for a new CCH. No inner loop power control shall be performed during this period. The DL power shall then vary according to the inner loop power control (see ref.[21], subclause 5.1.2.4.)]
- [1.28 Mcps TDD - If the *DL CCH To Add* IE is included, the Node B shall determine the maximum DL power for each timeslot within a DSCH type CCH by the following rule: If the *CCH Maximum DL*

Transmission Power IE is included then the Node B shall use that power for the maximum DL power, otherwise the maximum DL power is the *Maximum Downlink Power* IE included in the *RL Information* IE. The Node B shall store this value and not transmit with a higher power on any applicable DL PDSCH. If no *Maximum Downlink Power* IE is included, any maximum DL power stored for already existing timeslots for this Node B Communication Context shall be applied.]

- [1.28 Mcps TDD - If the *DL CCH To Add* IE is included, the Node B shall determine the minimum DL power for each timeslot within a DSCH type CCH by the following rule: If the *CCH Minimum DL Transmission Power* IE is included then the Node B shall use that power for the minimum DL power, otherwise the minimum DL power is the *Minimum Downlink Power* IE included in the *RL Information* IE. The Node B shall store this value and not transmit with a lower power on any applicable DL PDSCH. If no *Minimum Downlink Power* IE is included, any minimum DL power stored for already existing timeslots for this Node B Communication Context shall be applied.]
- [1.28 Mcps TDD - If the *DL CCH To Modify* IE is included and the *Maximum CCH DL Power to Modify* IE and/or the *Minimum CCH DL Power to Modify* IE are included, the Node B shall apply the values in the new configuration for this DSCH type CCH, if the *RL Information* IE includes *Maximum Downlink Power* and/or the *Minimum Downlink Power* IEs, the Node B shall apply the values in the new configuration for all other timeslots.]
- [FDD- If the *RL Information* IE includes the *DL DPCH Timing Adjustment* IE, the Node B shall adjust the timing of the radio link accordingly in the new configuration.]
- [1.28Mcps TDD – If the *RL Information* IE message contains the *Uplink Synchronisation Parameters LCR* IE, the Node B shall use the indicated values of *Uplink Synchronisation Stepsize* IE and *Uplink Synchronisation Frequency* IE when evaluating the timing of the UL synchronisation.]

[TDD - PDSCH RL ID]:

- [TDD – If the RADIO LINK RECONFIGURATION PREPARE message includes the *PDSCH RL ID* IE then in the new configuration the Node B shall use the PDSCH and/or PUSCH in this radio link.]

Partially omitted

8.3.2.4 Abnormal Conditions

If only a subset of all the DCHs belonging to a set of co-ordinated DCHs is requested to be deleted, the Node B shall regard the Synchronised Radio Link Reconfiguration Preparation procedure as having failed and shall send the RADIO LINK RECONFIGURATION FAILURE message to the CRNC.

If more than one DCH of a set of co-ordinated DCHs has the *QE-Selector* IE set to "selected" [TDD – or no DCH of a set of co-ordinated DCHs has the *QE-Selector* IE set to "selected"], the Node B shall regard the Synchronised Radio Link Reconfiguration Preparation procedure as failed and shall respond with a RADIO LINK RECONFIGURATION FAILURE message.

~~[FDD – If the *RL Information* IE includes the *SSDT Indication* IE set to "SSDT Active in the UE" and SSDT is not active in the current configuration, the Node B shall regard the Synchronised Radio Link Reconfiguration Preparation procedure as failed if the *UL DPCH Information* IE does not include the *SSDT Cell Identity Length* IE. In this case, it shall respond with a RADIO LINK RECONFIGURATION FAILURE message.]~~

If the RADIO LINK RECONFIGURATION PREPARE message includes a *DCHs To Modify* IE or *DCHs To Add* IE with multiple *DCH Specific Info* IEs, and if the DCHs in the *DCHs To Modify* IE or *DCHs To Add* IE do not have the same *Transmission Time Interval* IE in the *Semi-Static Transport Format Information* IE, then the Node B shall reject the procedure using the RADIO LINK RECONFIGURATION FAILURE message.

[FDD - If the *RL Information* IE includes the *DL Reference Power* IE, but the power balancing is not active in the indicated RL(s), the Node B shall regard the Synchronised Radio Link Reconfiguration Preparation procedure as having failed and the Node B shall respond with the RADIO LINK RECONFIGURATION FAILURE message with the cause value "Power Balancing status not compatible".]

[FDD - If the power balancing is active with the Power Balancing Adjustment Type of the Node B Communication Context set to "Common" in the existing RL(s) but the RADIO LINK RECONFIGURATION PREPARE message IE includes more than one *DL Reference Power* IE, the Node B shall regard the Synchronised Radio Link Reconfiguration Preparation procedure as having failed and the Node B shall respond with the RADIO LINK RECONFIGURATION FAILURE message with the cause value "Power Balancing status not compatible".]

[FDD – If the RADIO LINK RECONFIGURATION PREPARE message includes the *Length Of TFCI2* IE but the *TFCI Signalling Option* IE is set to "Normal", then the Node B shall reject the procedure using the RADIO LINK RECONFIGURATION FAILURE message.]

[FDD – If the RADIO LINK RECONFIGURATION PREPARE message does not include the *Length Of TFCI2* IE but the *Split Type* IE is set to "Logical", then the Node B shall reject the procedure using the RADIO LINK RECONFIGURATION FAILURE message.]

[FDD – If the RADIO LINK RECONFIGURATION PREPARE message includes the *Split Type* IE set to the value "Hard" and the *Length Of TFCI2* IE set to the value "1", "2", "5", "8", "9" or "10", then the Node B shall reject the procedure using the RADIO LINK RECONFIGURATION FAILURE message.]

If the RADIO LINK RECONFIGURATION PREPARE message contains the *Transport Layer Address* IE or the *Binding ID* IE when establishing a transport bearer for any Transport Channel or HS-DSCH MAC-d flow being added, or any Transport Channel or HS-DSCH MAC-d flow being modified for which a new transport bearer was requested with the *Transport Bearer Request Indicator* IE, and not both are present for a transport bearer intended to be established, the Node B shall reject the procedure using the RADIO LINK RECONFIGURATION FAILURE message.

[FDD – If the RADIO LINK RECONFIGURATION PREPARE message is to modify UE channel estimation information for an existing RL and the modification is not allowed according to [10] subclause 4.3.2.1, the Node B shall reject the procedure using the RADIO LINK RECONFIGURATION FAILURE message.]

If the RADIO LINK RECONFIGURATION PREPARE message contains any of the *HS-DSCH Information To Modify* IE, *HS-DSCH MAC-d Flows To Add* IE or *HS-DSCH MAC-d Flows To Delete* IE in addition to the *HS-DSCH Information* IE, the Node B shall reject the procedure using the RADIO LINK RECONFIGURATION FAILURE message.

If the RADIO LINK RECONFIGURATION PREPARE message contains any of the *HS-DSCH Information To Modify* IE, *HS-DSCH MAC-d Flows To Add* IE, *HS-DSCH MAC-d Flows To Delete* IE or *HS-PDSCH RL ID* IE and the Serving HS-DSCH Radio Link is not in the Node B, the Node B shall reject the procedure using the RADIO LINK RECONFIGURATION FAILURE message.

If the RADIO LINK RECONFIGURATION PREPARE message includes the *HS-DSCH Information* IE and does not include the *HS-PDSCH RL-ID* IE, the Node B shall reject the procedure using the RADIO LINK RECONFIGURATION FAILURE message.

If the RADIO LINK RECONFIGURATION PREPARE message includes the *HS-DSCH Information To Modify* IE deleting the last remaining Priority Queue of an HS-DSCH MAC-d Flow, the Node B shall reject the procedure using the RADIO LINK RECONFIGURATION FAILURE message.

If the RADIO LINK RECONFIGURATION PREPARE message includes the *HS-PDSCH RL-ID* IE indicating a Radio Link not existing in the Node B Communication Context, the Node B shall reject the procedure using the RADIO LINK RECONFIGURATION FAILURE message.

[TDD - If multiple radio links exist within the Node B Communication Context and the RADIO LINK RECONFIGURATION PREPARE message does not include a *RL ID* IE within each *UL DPCH To Add Per RL* IE, *DL DPCH To Add Per RL* IE, *UL DPCH To Modify Per RL* IE, and *DL DPCH To Modify Per RL* IE that is present in the message, the Node B shall reject the procedure using the RADIO LINK RECONFIGURATION FAILURE message.]

If the RADIO LINK RECONFIGURATION PREPARE message contains any of the *HS-DSCH Information* IE, *HS-DSCH Information To Modify* IE, or *HS-DSCH MAC-d Flows To Add* IE and if in the new configuration the Priority Queues associated with the same *HS-DSCH MAC-d Flow ID* IE have the same *Scheduling Priority Indicator* IE value, the Node B shall reject the procedure using the RADIO LINK RECONFIGURATION FAILURE message.

[FDD – If the RADIO LINK RECONFIGURATION PREPARE message contains the *HS-DSCH Information* IE and if the *Measurement Power Offset* IE is not present, then the Node B shall reject the procedure using the RADIO LINK RECONFIGURATION FAILURE message.]

If the RADIO LINK RECONFIGURATION PREPARE message includes *HS-DSCH Information* IE and the HS-DSCH is already configured in the Node B Communication Context, the Node B shall reject the procedure using the RADIO LINK RECONFIGURATION FAILURE message.

[FDD - If the RADIO LINK RECONFIGURATION PREPARE message contains the *F-DPCH Information* IE and the *DL DPCH Information* IE, then the Node B shall reject the procedure using the RADIO LINK RECONFIGURATION FAILURE message.]



[FDD - If the concerned the Node B Communication Context is configured to use DPCH in the downlink in the old configuration and the RADIO LINK RECONFIGURATION PREPARE message includes the *DL DPCH Power Information* IE , then the Node B shall reject the procedure using the RADIO LINK RECONFIGURATION FAILURE message.]

[FDD - If the concerned Node B Communication Context is configured to use F-DPCH in the downlink in the old configuration and the RADIO LINK RECONFIGURATION PREPARE message includes at least one but not all of the *TFC* IE, *DL DPCH Slot Format* IE, *TFCI Signalling Mode* IE, *Multiplexing Position* IE, *Limited Power Increase* IE and *DL DPCH Power Information* IE in the *DL DPCH Information* IE, then the Node B shall reject the procedure using the RADIO LINK RECONFIGURATION FAILURE message.]

[FDD - If the concerned Node B Communication Context is configured to use F-DPCH in the downlink in the old configuration, if the RADIO LINK RECONFIGURATION PREPARE message includes the *DL DPCH Information* IE, if at least one Transmission Gap Pattern Sequence is configured with an SF/2 downlink compressed mode method in the new Compressed Mode Configuration and if the RADIO LINK RECONFIGURATION PREPARE message does not include the *Transmission Gap Pattern Sequence Code Information* IE for each DL Channelisation Code, then the Node B shall reject the procedure using the RADIO LINK RECONFIGURATION FAILURE message.]

9.1.36 RADIO LINK SETUP REQUEST

9.1.36.1 FDD message

IE/Group Name	Presence	Range	IE Type and Reference	Semantics Description	Criticality	Assigned Criticality
Message Discriminator	M		9.2.1.45		–	
Message Type	M		9.2.1.46		YES	reject
Transaction ID	M		9.2.1.62		–	
CRNC Communication Context ID	M		9.2.1.18	The reserved value "All CRNCCC" shall not be used.	YES	reject
UL DPCH Information		1			YES	reject
>UL Scrambling Code	M		9.2.2.59		–	
>Min UL Channelisation Code Length	M		9.2.2.22		–	
>Max Number of UL DPDCHs	C-CodeLen		9.2.2.21		–	
>Puncture Limit	M		9.2.1.50	For UL	–	
>TFCS	M		9.2.1.58	For UL	–	
>UL DPCCH Slot Format	M		9.2.2.57		–	
>UL SIR Target	M		UL SIR 9.2.1.67A		–	
>Diversity Mode	M		9.2.2.9		–	
>Not Used SSDT Cell ID Length			NULL 9.2.2.45		–	
>Not Used S Field Length			NULL 9.2.2.40		–	
>DPC Mode	O		9.2.2.13C		YES	reject
>UL DPDCH Indicator For E-DCH Operation	C-ifEDPCHInfo		9.2.2.61		YES	reject
DL DPCH Information		0..1			YES	reject
>TFCS	M		9.2.1.58	For DL	–	
>DL DPCH Slot Format	M		9.2.2.10		–	
>TFCI Signalling Mode	M		9.2.2.50		–	
>TFCI Presence	C-SlotFormat		9.2.1.57		–	
>Multiplexing Position	M		9.2.2.23		–	
>PDSCH RL ID	C-DSCH		RL ID 9.2.1.53		–	
>PDSCH Code Mapping	C-DSCH		9.2.2.25		–	
>Power Offset Information		1			–	
>>PO1	M		Power Offset 9.2.2.29	Power offset for the TFCI bits	–	
>>PO2	M		Power Offset 9.2.2.29	Power offset for the TPC bits	–	
>>PO3	M		Power Offset 9.2.2.29	Power offset for the pilot bits	–	
>FDD TPC DL Step Size	M		9.2.2.16		–	
>Limited Power Increase	M		9.2.2.18A		–	
>Inner Loop DL PC Status	M		9.2.2.18B		–	
DCH Information	M		DCH FDD Information 9.2.2.4D		YES	reject

DSCH Information	O		DSCH FDD Information 9.2.2.13B		YES	reject
TFCI2 Bearer Information		0..1			YES	ignore
>ToAWS	M		9.2.1.61		–	
>ToAWE	M		9.2.1.60		–	
>Binding ID	O		9.2.1.4	Shall be ignored if bearer establishment with ALCAP.	YES	ignore
>Transport Layer Address	O		9.2.1.63	Shall be ignored if bearer establishment with ALCAP.	YES	ignore
RL Information		1..<maxno ofRLs>			EACH	notify
>RL ID	M		9.2.1.53		–	
>C-ID	M		9.2.1.9		–	
>First RLS Indicator	M		9.2.2.16A		–	
>Frame Offset	M		9.2.1.31		–	
>Chip Offset	M		9.2.2.2		–	
>Propagation Delay	O		9.2.2.35		–	
>Diversity Control Field	C-NotFirstRL		9.2.1.25		–	
>DL Code Information	M		FDD DL Code Information 9.2.2.14A		–	
>Initial DL Transmission Power	M		DL Power 9.2.1.21	Initial power on DPCH or on F-DPCH	–	
>Maximum DL Power	M		DL Power 9.2.1.21	Maximum allowed power on DPCH or on F-DPCH	–	
>Minimum DL Power	M		DL Power 9.2.1.21	Minimum allowed power on DPCH or on F-DPCH	–	
> Not Used SSDT-Cell-Identity	O		NULL 9.2.2.44		–	
>Transmit Diversity Indicator	C-Diversity mode		9.2.2.53		–	
> SSDT-Cell-Identity-For-EDSCHPC	C-EDSCHPC		9.2.2.44A		YES	ignore
>RL Specific DCH Information	O		9.2.1.53G		YES	ignore
>Delayed Activation	O		9.2.1.24C		YES	reject
> Qth-Parameter	O		9.2.2.36A		YES	ignore
>Primary CPICH Usage For Channel Estimation	O		9.2.2.33A		YES	ignore
>Secondary CPICH Information	O		Common Physical Channel ID 9.2.1.13		YES	ignore
>E-DCH RL Indication	O		9.2.2.13De		YES	reject
Transmission Gap Pattern Sequence Information	O		9.2.2.53A		YES	reject
Active Pattern Sequence Information	O		9.2.2.A		YES	reject
DSCH Common Information	O		DSCH FDD		YES	ignore

			Common Information 9.2.2.13D			
DL Power Balancing Information	O		9.2.2.12B		YES	ignore
HS-DSCH Information	O		HS-DSCH FDD Information 9.2.2.18D		YES	reject
HS-DSCH-RNTI	C-InfoHSDSCH		9.2.1.31J		YES	reject
HS-PDSCH RL ID	C-InfoHSDSCH		RL ID 9.2.1.53		YES	reject
E-DPCH Information		0..1			YES	reject
>Min UL Channelisation Code Length For E-DCH FDD	M		9.2.2.22a		–	
>Max Number Of UL E-DPCHs	C-CodeLenEDCH		9.2.2.20B		–	
>Puncture Limit	M		9.2.1.50		–	
>E-TFCS	M		9.2.2.13Dh		–	
>E-TTI	M		9.2.2.13Di		–	
E-DCH FDD Information	C-EDPCHInfo		9.2.2.13Da		YES	reject
Serving E-DCH RL	C-EDPCHInfo		9.2.1.53Ha		YES	reject
F-DPCH Information		0..1			YES	reject
>Power Offset Information		1			–	
>>PO2	M		Power Offset 9.2.2.29	Power offset for the TPC bits	–	
>FDD TPC DL Step Size	M		9.2.2.16		–	
>Limited Power Increase	M		9.2.2.18A		–	
>Inner Loop DL PC Status	M		9.2.2.18B		–	
Initial DL DPCH Timing Adjustment Allowed	O		9.2.2.18K		YES	ignore

Condition	Explanation
CodeLen	The IE shall be present if <i>Min UL Channelisation Code Length</i> IE equals to 4.
NotFirstRL	The IE shall be present if the RL is not the first one in the <i>RL Information</i> IE.
DSCH	The IE shall be present if the <i>DSCH Information</i> IE is present.
SlotFormat	The IE shall be present if the <i>DL DPCH Slot Format</i> IE is equal to any of the values from 12 to 16.
Diversity mode	The IE shall be present if <i>Diversity Mode</i> IE in <i>UL DPCH Information</i> IE is not set to "none".
EDSCHPC	The IE shall be present if <i>Enhanced DSCH PC</i> IE is present in the <i>DSCH Common Information</i> IE.
InfoHSDSCH	The IE shall be present if <i>HS-DSCH Information</i> IE is present.
EDPCHInfo	This IE shall be present if <i>E-DPCH Information</i> IE is present.
CodeLenEDCH	The IE shall be present if <i>Min UL Channelisation Code Length For E-DCH FDD</i> IE equals 2.

Range Bound	Explanation
<i>maxnoofRLs</i>	Maximum number of RLs for one UE

9.1.39 RADIO LINK ADDITION REQUEST

9.1.39.1 FDD Message

IE/Group Name	Presence	Range	IE Type and Reference	Semantics Description	Criticality	Assigned Criticality
Message Discriminator	M		9.2.1.45		–	
Message Type	M		9.2.1.46		YES	reject
Transaction ID	M		9.2.1.62		–	
Node B Communication Context ID	M		9.2.1.48	The reserved value "All NBCC" shall not be used.	YES	reject
Compressed Mode Deactivation Flag	O		9.2.2.3A		YES	reject
RL Information		<i>1..<maxno ofRLs-1></i>			EACH	notify
>RL ID	M		9.2.1.53		–	
>C-ID	M		9.2.1.9		–	
>Frame Offset	M		9.2.1.31		–	
>Chip Offset	M		9.2.2.2		–	
>Diversity Control Field	M		9.2.1.25		–	
>DL Code Information	M		FDD DL Code Information 9.2.2.14A		–	
>Initial DL Transmission Power	O		DL Power 9.2.1.21	Initial power on DPCH or on F-DPCH	–	
>Maximum DL Power	O		DL Power 9.2.1.21	Maximum allowed power on DPCH or on F-DPCH	–	
>Minimum DL Power	O		DL Power 9.2.1.21	Minimum allowed power on DPCH or on F-DPCH	–	
> Not Used SSDT-Cell-Identity	O		NULL 9.2.2.44		–	
>Transmit Diversity Indicator	O		9.2.2.53		–	
>DL Reference Power	O		DL power 9.2.1.21	Power on DPCH or on F-DPCH	YES	ignore
>RL Specific DCH Information	O		9.2.1.53G		YES	ignore
>Delayed Activation	O		9.2.1.24C		YES	reject
> Qth Parameter	O		9.2.2.36A		YES	ignore
>Primary CPICH Usage For Channel Estimation	O		9.2.2.33A		YES	ignore
>E-DCH RL Indication	O		9.2.2.13De		YES	reject
Initial DL DPCH Timing Adjustment Allowed	O		9.2.2.18K		YES	ignore

Range Bound	Explanation
<i>MaxnoofRLs</i>	Maximum number of RLs for one UE

9.1.42 RADIO LINK RECONFIGURATION PREPARE

9.1.42.1 FDD Message

IE/Group Name	Presence	Range	IE Type and Reference	Semantics Description	Criticality	Assigned Criticality
Message Discriminator	M		9.2.1.45		–	
Message Type	M		9.2.1.46		YES	reject
Transaction ID	M		9.2.1.62		–	
Node B Communication Context ID	M		9.2.1.48	The reserved value "All NBCC" shall not be used.	YES	reject
UL DPCH Information		<i>0..1</i>			YES	reject
>UL Scrambling Code	O		9.2.2.59		–	
>UL SIR Target	O		UL SIR 9.2.1.67A		–	
>Min UL Channelisation Code Length	O		9.2.2.22		–	
>Max Number of UL DPDCHs	C-CodeLen		9.2.2.21		–	
>Puncture Limit	O		9.2.1.50	For UL	–	
>TFCS	O		9.2.1.58		–	
>UL DPCH Slot Format	O		9.2.2.57		–	
>Diversity Mode	O		9.2.2.9		–	
>Not UsedSSDT Cell Identity Length			NULL9.2.2.45		–	
>Not UsedS-Field Length			NULL9.2.2.40		–	
DL DPCH Information		<i>0..1</i>			YES	reject
>TFCS	O		9.2.1.58		–	
>DL DPCH Slot Format	O		9.2.2.10		–	
>TFCI Signalling Mode	O		9.2.2.50		–	
>TFCI Presence	C-SlotFormat		9.2.1.57		–	
>Multiplexing Position	O		9.2.2.23		–	
>PDSCH Code Mapping	O		9.2.2.25		–	
>PDSCH RL ID	O		RL ID 9.2.1.53		–	
>Limited Power Increase	O		9.2.2.18A		–	
>DL DPCH Power Information		<i>0..1</i>			YES	reject
>>Power Offset Information		<i>1</i>			–	
>>>PO1	M		Power Offset 9.2.2.29	Power offset for the TFCI bits	–	
>>>PO2	M		Power Offset 9.2.2.29	Power offset for the TPC bits	–	
>>>PO3	M		Power Offset 9.2.2.29	Power offset for the pilot bits	–	
>>FDD TPC DL Step Size	M		9.2.2.16		–	
>>Inner Loop DL PC Status	M		9.2.2.18B		–	
DCHs To Modify	O		DCHs FDD To Modify 9.2.2.4E		YES	reject
DCHs To Add	O		DCH FDD		YES	reject

			Information 9.2.2.4D			
DCHs To Delete		<i>0..<maxno ofDCHs></i>			GLOBAL	reject
>DCH ID	M		9.2.1.20		–	
DSCH To Modify		<i>0..<maxno ofDSCHs></i>			EACH	reject
>DSCH ID	M		9.2.1.27		–	
>Transport Format Set	O		9.2.1.59	For the DL.	–	
>Allocation/Retention Priority	O		9.2.1.1A		–	
>Frame Handling Priority	O		9.2.1.30		–	
>ToAWS	O		9.2.1.61		–	
>ToAWE	O		9.2.1.60		–	
>Transport Bearer Request Indicator	M		9.2.1.62A		–	
>Binding ID	O		9.2.1.4	Shall be ignored if bearer establishment with ALCAP.	YES	ignore
>Transport Layer Address	O		9.2.1.63	Shall be ignored if bearer establishment with ALCAP.	YES	ignore
DSCH To Add	O		DSCH FDD Information 9.2.2.13B		YES	reject
DSCH To Delete		<i>0..<maxno ofDSCHs></i>			EACH	reject
>DSCH ID	M		9.2.1.27		–	
TFCI2 Bearer Information		<i>0..1</i>			YES	reject
>CHOICE <i>TFCI2 Bearer Action</i>	M				–	
>> <i>Add or modify</i>					–	
>>>ToAWS	M		9.2.1.61		–	
>>>ToAWE	M		9.2.1.60		–	
>>>TFCI2 Bearer Request Indicator	O		9.2.1.56C		YES	reject
>>>Binding ID	O		9.2.1.4	Shall be ignored if bearer establishment with ALCAP.	YES	ignore
>>>Transport Layer Address	O		9.2.1.63	Shall be ignored if bearer establishment with ALCAP.	YES	ignore
>> <i>Delete</i>			NULL		–	
RL Information		<i>0..<maxno ofRLs></i>			EACH	reject
>RL ID	M		9.2.1.53		–	
>DL Code Information	O		FDD DL Code Information 9.2.2.14A		–	
>Maximum DL Power	O		DL Power 9.2.1.21	Maximum allowed power on DPCH or on F-DPCH	–	

>Minimum DL Power	O		DL Power 9.2.1.21	Minimum allowed power on DPCH or on F-DPCH	–	
> Not Used SSDT Indication	O		NULL 9.2.2- 47		–	
> Not Used SSDT Cell Identity	O C- SSDTIndO N		NULL 9.2.2- 44		–	
>Transmit Diversity Indicator	C-Diversity mode		9.2.2.53		–	
> SSDT Cell Identity For EDSCHPC	C- EDSCHPC		9.2.2.44A		YES	ignore
>DL Reference Power	O		DL Power 9.2.1.21	Power on DPCH or on F-DPCH	YES	ignore
>RL Specific DCH Information	O		9.2.1.53G		YES	ignore
>DL DPCH Timing Adjustment	O		9.2.2.10A	Required RL Timing Adjustment	YES	reject
> Qth Parameter	O		9.2.2.36A		YES	ignore
>Primary CPICH Usage For Channel Estimation	O		9.2.2.33A		YES	ignore
>Secondary CPICH Information Change	O		9.2.2.43A		YES	ignore
>E-DCH RL Indication	O		9.2.2.13De		YES	reject
Transmission Gap Pattern Sequence Information	O		9.2.2.53A		YES	reject
DSCH Common Information	O		DSCH FDD Common Information 9.2.2.13D		YES	ignore
Signalling Bearer Request Indicator	O		9.2.1.55A		YES	reject
HS-DSCH Information	O		HS-DSCH FDD Information 9.2.2.18D		YES	reject
HS-DSCH Information To Modify	O		9.2.1.31H		YES	reject
HS-DSCH MAC-d Flows To Add	O		HS-DSCH MAC-d Flows Information 9.2.1.31IA		YES	reject
HS-DSCH MAC-d Flows To Delete	O		9.2.1.31IB		YES	reject
HS-DSCH-RNTI	C- HSDSCH RadioLink		9.2.1.31J		YES	reject
HS-PDSCH RL ID	O		RL ID 9.2.1.53		YES	reject
E-DPCH Information		<i>0..1</i>			YES	reject
>Min UL Channelisation Code Length For E-DCH FDD	O		9.2.2.22a		–	
>Max Number Of UL E- DPDCHs	C- CodeLenE DCH		9.2.2.20B		–	
>Puncture Limit	O		9.2.1.50		–	
>E-TFCS	O		9.2.2.13Dh		–	
>E-TTI	O		9.2.2.13Di		–	

E-DCH FDD Information	O		E-DCH FDD Information 9.2.2.13Da		YES	reject
E-DCH FDD Information To Modify	O		9.2.2.13Df		YES	reject
E-DCH MAC-d Flows To Add	O		E-DCH MAC-d Flows Information 9.2.1.29ab		YES	reject
E-DCH MAC-d Flows To Delete	O		9.2.1.29ac		YES	reject
Serving E-DCH RL	O		9.2.1.53Ha		YES	reject
F-DPCH Information		0..1			YES	reject
>Power Offset Information		1			–	
>>PO2	M		Power Offset 9.2.2.29	Power offset for the TPC bits	–	
>FDD TPC DL Step Size	M		9.2.2.16		–	
>Limited Power Increase	M		9.2.2.18A		–	
>Inner Loop DL PC Status	M		9.2.2.18B		–	

Condition	Explanation
SSDTIndON	The IE shall be present if the <i>SSDT Indication</i> IE is set to "SSDT Active in the UE".
CodeLen	The IE shall be present if the <i>Min UL Channelisation Code Length</i> IE is equal to 4.
SlotFormat	The IE shall be present if the <i>DL DPCH Slot Format</i> IE is equal to any of the values from 12 to 16.
Diversity mode	The IE shall be present if the <i>Diversity Mode</i> IE is present in the <i>UL DPCH Information</i> IE and is not set to "none".
EDSCHPC	The IE shall be present if the <i>Enhanced DSCH PC</i> IE is present in the <i>DSCH Common Information</i> IE.
HSDSCHRadio Link	The IE shall be present if <i>HS-PDSCH RL ID</i> IE is present.
EDPCHInfo	This IE shall be present if <i>E-DPCH Information</i> IE is present.
CodeLenEDCH	The IE shall be present if <i>Min UL Channelisation Code Length For E-DCH FDD</i> IE equals 2.

Range Bound	Explanation
<i>MaxnoofDCHs</i>	Maximum number of DCHs for a UE
<i>MaxnoofDSCHs</i>	Maximum number of DSCHs for a UE
<i>MaxnoofRLs</i>	Maximum number of RLs for a UE

9.2.2.36 QE-Selector

Void.

9.2.2.36A Qth Parameter

~~Void~~ This parameter indicates the Quality threshold for reliable detection of Primary Cell ID in SSDT [10].

IE/Group Name	Presence	Range	IE Type and Reference	Semantics Description
Qth Parameter			INTEGER (-20..0)	Unit: dB Range: -20...0 dB Step: 1 dB

9.2.2.37 RACH Slot Format

IE/Group Name	Presence	Range	IE Type and Reference	Semantics Description
RACH Slot Format			ENUMERATED (0..3,...)	See ref. [7].

9.2.2.38 RACH Sub Channel Numbers

IE/Group Name	Presence	Range	IE Type and Reference	Semantics Description
RACH Sub Channel Numbers			BIT STRING (12)	Each bit indicates availability for a subchannel, where the subchannels are numbered "subchannel 0" to "subchannel 11". The value 1 of a bit indicates that the corresponding subchannel is available and the value 0 indicates that it is not available. The order of bits is to be interpreted according to subclause 9.3.4.

9.2.2.39 RL Set ID

The RL Set ID uniquely identifies one RL Set within a Node B Communication Context.

IE/Group Name	Presence	Range	IE Type and Reference	Semantics Description
RL Set ID			INTEGER (0..31)	

9.2.2.39A Received Total Wide Band Power

The Received total wide band power indicates the UL interference at a certain cell under CRNC, see ref. [4].

IE/Group Name	Presence	Range	IE Type and Reference	Semantics Description
Received Total Wide Band Power			INTEGER (0..621)	According to mapping in [22].

9.2.2.40 S-Field Length

~~Void~~The UE uses the S-Field of the UL-DPCCH slot to send the SS-Field Cell ID to the network.

IE/Group Name	Presence	Range	IE Type and Reference	Semantics Description
S-Field Length			ENUMERATED- (1, 2,...)	

9.2.2.41 Scrambling Code Change

Void.

9.2.2.42 Scrambling Code Number

IE/Group Name	Presence	Range	IE Type and Reference	Semantics Description
Scrambling Code Number			INTEGER (0..15)	Identification of scrambling code see ref. [9].

9.2.2.43 Secondary CCPCH Slot Format

IE/Group Name	Presence	Range	IE Type and Reference	Semantics Description
Secondary CCPCH Slot Format			INTEGER (0..17,...)	

9.2.2.43A Secondary CPICH Information Change

The *Secondary CPICH Information Change* IE indicates modification of information of the Secondary CPICH for channel estimation.

IE/Group Name	Presence	Range	IE Type and Reference	Semantics Description
CHOICE <i>Secondary CPICH Information Change</i>	M			
> <i>New Secondary CPICH</i>				
>> <i>Secondary CPICH Information</i>	M		Common Physical Channel ID 9.2.1.13	
> <i>Secondary CPICH Shall Not Be Used</i>			NULL	

9.2.2.44 SS-Field Cell Identity

~~Void~~The SS-Field Cell ID is a temporary ID for SS-Field assigned to a cell.

IE/Group Name	Presence	Range	IE Type and Reference	Semantics Description
SS-Field Cell Identity			ENUMERATED- (a, b,..., h)	

9.2.2.44A SS-Field Cell Identity For EDSCHPC

~~Void~~The SS-Field Cell Identity for EDSCHPC is a temporary ID for enhanced DSCH power control assigned to a cell.

IE/Group Name	Presence	Range	IE Type and Reference	Semantics Description
SSDT Cell Identity For EDSCHPC			SSDT Cell Identity 9.2.2.44	

9.2.2.45 SSDT Cell ID Length

~~Void~~The SSDT Cell ID Length parameter shows the length of the SSDT Cell ID.

IE/Group Name	Presence	Range	IE Type and Reference	Semantics Description
Cell ID Length			ENUMERATED (Short, Medium, Long)	

9.2.2.46 SSDT Support Indicator

The SSDT Support Indicator indicates whether a RL supports SSDT or not.

IE/Group Name	Presence	Range	IE Type and Reference	Semantics Description
SSDT Support Indicator			ENUMERATED (Not Used SSDT-Supported , SSDT Not Supported)	The SSDT Support Indicator IE shall never be set to "Not Used". If received it shall be rejected.

9.2.2.47 SSDT Indication

~~Void~~The SSDT Indication indicates whether SSDT is in use by the UE or not.

IE/Group Name	Presence	Range	IE Type and Reference	Semantics Description
SSDT Indication			ENUMERATED (SSDT Active in the UE, SSDT Not Active in the UE)	

9.2.2.48 STTD Indicator

Indicates if STTD shall be active or not.

IE/Group Name	Presence	Range	IE Type and Reference	Semantics Description
STTD Indicator			ENUMERATED (active, inactive, ...)	

9.3.3 PDU Definitions

```
-- *****
--
-- PDU definitions for NBAP.
--
-- *****

NBAP-PDU-Contents {
itu-t (0) identified-organization (4) etsi (0) mobileDomain (0)
umts-Access (20) modules (3) nbap (2) version1 (1) nbap-PDU-Contents (1) }

DEFINITIONS AUTOMATIC TAGS ::=

BEGIN

-- *****
--
-- IE parameter types from other modules.
--
-- *****

IMPORTS
  Active-Pattern-Sequence-Information,
  AddorDeleteIndicator,
  AICH-Power,
  AICH-TransmissionTiming,
  AllocationRetentionPriority,
  APPreambleSignature,
  APSubChannelNumber,
  AvailabilityStatus,
  BCCH-ModificationTime,
  BindingID,
  BlockingPriorityIndicator,
  SCTD-Indicator,
  Cause,
  CCTrCH-ID,
  CDSubChannelNumbers,
  CellParameterID,
  CellPortionID,
  CellSyncBurstCode,
  CellSyncBurstCodeShift,
  CellSyncBurstRepetitionPeriod,
  CellSyncBurstSIR,
  CellSyncBurstTiming,
  CellSyncBurstTimingThreshold,
  CFN,
  Channel-Assignment-Indication,
  ChipOffset,
  C-ID,
  Closedlooptimingadjustmentmode,
```

CommonChannelsCapacityConsumptionLaw,
Compressed-Mode-Deactivation-Flag,
CommonMeasurementAccuracy,
CommonMeasurementType,
CommonMeasurementValue,
CommonMeasurementValueInformation,
CommonPhysicalChannelID,
Common-PhysicalChannel-Status-Information,
Common-TransportChannel-Status-Information,
CommonTransportChannelID,
CommonTransportChannel-InformationResponse,
CommunicationControlPortID,
ConfigurationGenerationID,
ConstantValue,
CriticalityDiagnostics,
CPCH-Allowed-Total-Rate,
CPCHScramblingCodeNumber,
CPCH-UL-DPCCH-SlotFormat,
CRNC-CommunicationContextID,
CSBMeasurementID,
CSBTransmissionID,
DCH-FDD-Information,
DCH-InformationResponse,
DCH-ID,
FDD-DCHs-to-Modify,
TDD-DCHs-to-Modify,
DCH-TDD-Information,
DedicatedChannelsCapacityConsumptionLaw,
DedicatedMeasurementType,
DedicatedMeasurementValue,
DedicatedMeasurementValueInformation,
DelayedActivation,
DelayedActivationUpdate,
DiversityControlField,
DiversityMode,
DL-DPCH-SlotFormat,
DL-DPCH-TimingAdjustment,
DL-or-Global-CapacityCredit,
DL-Power,
DL-PowerBalancing-Information,
DL-PowerBalancing-ActivationIndicator,
DLPowerAveragingWindowSize,
DL-PowerBalancing-UpdatedIndicator,
DL-ScramblingCode,
DL-TimeslotISCP,
DL-Timeslot-Information,
DL-TimeslotLCR-Information,
DL-TimeslotISCPInfo,
DL-TimeslotISCPInfoLCR,
DL-TPC-Pattern01Count,
DPC-Mode,
DPCH-ID,
DSCH-ID,

DSCH-FDD-Common-Information,
DSCH-FDD-Information,
DSCH-InformationResponse,
DSCH-TDD-Information,
DwPCH-Power,
E-AGCH-FDD-Code-Information,
E-DCH-Capability,
E-DCH-FDD-DL-Control-Channel-Information,
E-DCH-FDD-Information,
E-DCH-FDD-Information-Response,
E-DCH-FDD-Information-to-Modify,
E-DCH-MACdFlows-Information,
E-DCH-MACdFlows-to-Delete,
E-DCH-RL-Indication,
E-RGCH-E-HICH-FDD-Code-Information,
End-Of-Audit-Sequence-Indicator,
EnhancedDSCHPC,
EnhancedDSCHPCCounter,
EnhancedDSCHPCIndicator,
EnhancedDSCHPCWnd,
EnhancedDSCHPowerOffset,
E-TFCS,
E-TTI,
FDD-DL-ChannelisationCodeNumber,
FDD-DL-CodeInformation,
FDD-S-CCPCH-Offset,
FDD-TPC-DownlinkStepSize,
FirstRLS-Indicator,
FNReportingIndicator,
FPACH-Power,
FrameAdjustmentValue,
FrameHandlingPriority,
FrameOffset,
HSDPA-Capability,
HS-PDSCH-FDD-Code-Information,
HS-SCCH-ID,
HS-SCCH-FDD-Code-Information,
HS-SICH-ID,
IB-OC-ID,
IB-SG-DATA,
IB-SG-POS,
IB-SG-REP,
IB-Type,
InformationExchangeID,
InformationReportCharacteristics,
InformationType,
Initial-DL-DPCH-TimingAdjustment-Allowed,
InnerLoopDLPCStatus,
IPDL-FDD-Parameters,
IPDL-TDD-Parameters,
IPDL-Indicator,
IPDL-TDD-Parameters-LCR,
LimitedPowerIncrease,

Local-Cell-ID,
MaximumDL-PowerCapability,
Maximum-PDSCH-Power,
MaximumTransmissionPower,
Max-Number-of-PCPCHes,
MaxNrOfUL-DPDCHs,
MaxNrOfUL-E-DPDCHs,
MaxPRACH-MidambleShifts,
MeasurementFilterCoefficient,
MeasurementID,
MeasurementRecoveryBehavior,
MeasurementRecoveryReportingIndicator,
MeasurementRecoverySupportIndicator,
MICH-CFN,
MICH-Mode,
MidambleAllocationMode,
MidambleShiftAndBurstType,
MidambleShiftLCR,
MinimumDL-PowerCapability,
MinSpreadingFactor,
MinUL-ChannelisationCodeLength,
MinUL-ChannelisationCodeLengthforE-DCH-FDD,
Modification-Period,
MultiplexingPosition,
NEOT,
NCyclesPerSFNperiod,
NFmax,
NRepetitionsPerCyclePeriod,
N-INSYNC-IND,
N-OUTSYNC-IND,
NeighbouringCellMeasurementInformation,
NeighbouringFDDCellMeasurementInformation,
NeighbouringTDDCellMeasurementInformation,
NI-Information,
NodeB-CommunicationContextID,
NotificationIndicatorLength,
NumberOfReportedCellPortions,
NStartMessage,
NSubCyclesPerCyclePeriod,
PagingIndicatorLength,
PayloadCRC-PresenceIndicator,
PCCPCH-Power,
PCP-Length,
PDSCH-CodeMapping,
PDSCHSet-ID,
PDSCH-ID,
PICH-Mode,
PICH-Power,
PowerAdjustmentType,
PowerOffset,
PowerRaiseLimit,
PRACH-Midamble,
PreambleSignatures,

PreambleThreshold,
 PredictedSFNSFNDeviationLimit,
 PredictedTUTRANGPSDeviationLimit,
 PrimaryCPICH-Power,
 Primary-CPICH-Usage-for-Channel-Estimation,
 PrimaryScramblingCode,
 PropagationDelay,
 SCH-TimeSlot,
 PunctureLimit,
 PUSCHSet-ID,
 PUSCH-ID,
 QE-Selector,
~~Qth-Parameter,~~
 RACH-SlotFormat,
 RACH-SubChannelNumbers,
 ReferenceClockAvailability,
 ReferenceSFNoffset,
 RepetitionLength,
 RepetitionPeriod,
 ReportCharacteristics,
 RequestedDataValue,
 RequestedDataValueInformation,
 ResourceOperationalState,
 RL-Set-ID,
 RL-ID,
 RL-Specific-DCH-Info,
 Received-total-wide-band-power-Value,
 AdjustmentPeriod,
 ScaledAdjustmentRatio,
 MaxAdjustmentStep,
 RNC-ID,
 ScramblingCodeNumber,
 Secondary-CPICH-Information-Change,
 SecondaryCCPCH-SlotFormat,
 Segment-Type,
 Serving-E-DCH-RL-ID,
~~S-FieldLength,~~
 SFN,
 SFNSFNChangeLimit,
 SFNSFNDriftRate,
 SFNSFNDriftRateQuality,
 SFNSFNQuality,
 ShutdownTimer,
 SIB-Originator,
 SpecialBurstScheduling,
 SignallingBearerRequestIndicator,
~~SSTD-Cell-Identity,~~
~~SSTD-CellID-Length,~~
~~SSTD-Indication,~~
 Start-Of-Audit-Sequence-Indicator,
 STTD-Indicator,
 SSTD-SupportIndicator,
 SyncCase,

SYNCD1CodeId,
SyncFrameNumber,
SynchronisationReportCharacteristics,
SynchronisationReportType,
T-Cell,
T-RLFAILURE,
TDD-ChannelisationCode,
TDD-ChannelisationCodeLCR,
TDD-DL-Code-LCR-Information,
TDD-DPCHOffset,
TDD-TPC-DownlinkStepSize,
TDD-PhysicalChannelOffset,
TDD-UL-Code-LCR-Information,
TFCI2-BearerInformationResponse,
TFCI2BearerRequestIndicator,
TFCI-Coding,
TFCI-Presence,
TFCI-SignallingMode,
TFCS,
TimeSlot,
TimeSlotLCR,
TimeSlotDirection,
TimeSlotStatus,
TimingAdjustmentValue,
TimingAdvanceApplied,
TnlQos,
ToAWE,
ToAWS,
TransmissionDiversityApplied,
TransmitDiversityIndicator,
TransmissionGapPatternSequenceCodeInformation,
Transmission-Gap-Pattern-Sequence-Information,
TransportBearerRequestIndicator,
TransportFormatSet,
TransportLayerAddress,
TSTD-Indicator,
TUTRANGPS,
TUTRANGPSChangeLimit,
TUTRANGPSDriftRate,
TUTRANGPSDriftRateQuality,
TUTRANGPSQuality,
UARFCN,
UC-Id,
USCH-Information,
USCH-InformationResponse,
UL-CapacityCredit,
UL-DPCCH-SlotFormat,
UL-DPDCH-Indicator-For-E-DCH-Operation,
UL-SIR,
UL-FP-Mode,
UL-PhysCH-SF-Variation,
UL-ScramblingCode,

```

UL-Timeslot-Information,
UL-TimeslotLCR-Information,
UL-TimeSlot-ISCP-Info,
UL-TimeSlot-ISCP-LCR-Info,
UL-TimeslotISCP-Value,
UL-TimeslotISCP-Value-IncrDecrThres,
USCH-ID,
HSDSCH-FDD-Information,
HSDSCH-FDD-Information-Response,
HSDSCH-Information-to-Modify,
HSDSCH-Information-to-Modify-Unsynchronised,
HSDSCH-MACdFlow-ID,
HSDSCH-MACdFlows-Information,
HSDSCH-MACdFlows-to-Delete,
HSDSCH-RNTI,
HSDSCH-TDD-Information,
HSDSCH-TDD-Information-Response,
PrimaryCCPCH-RSCP,
HSDSCH-FDD-Update-Information,
HSDSCH-TDD-Update-Information,
UL-Synchronisation-Parameters-LCR,
TDD-DL-DPCH-TimeSlotFormat-LCR,
TDD-UL-DPCH-TimeSlotFormat-LCR,
TDD-TPC-UplinkStepSize-LCR,
CellSyncBurstTimingLCR,
TimingAdjustmentValueLCR,
PrimaryCCPCH-RSCP-Delta
FROM NBAP-IEs

PrivateIE-Container{ },
ProtocolExtensionContainer{ },
ProtocolIE-Container{ },
ProtocolIE-Single-Container{ },
ProtocolIE-ContainerList{ },
NBAP-PRIVATE-IES,
NBAP-PROTOCOL-IES,
NBAP-PROTOCOL-EXTENSION
FROM NBAP-Containers

id-Active-Pattern-Sequence-Information,
id-Additional-S-CCPCH-Parameters-CTCH-ReconfRqstTDD,
id-Additional-S-CCPCH-Parameters-CTCH-SetupRqstTDD,
id-Additional-S-CCPCH-LCR-Parameters-CTCH-ReconfRqstTDD,
id-Additional-S-CCPCH-LCR-Parameters-CTCH-SetupRqstTDD,
id-AdjustmentRatio,
id-AICH-Information,
id-AICH-ParametersListIE-CTCH-ReconfRqstFDD,
id-AP-AICH-Information,
id-AP-AICH-ParametersListIE-CTCH-ReconfRqstFDD,
id-BCH-Information,
id-BCCH-ModificationTime,
id-bindingID,
id-BlockingPriorityIndicator,

```

id-Cause,
 id-CauseLevel-PSCH-ReconfFailure,
 id-CauseLevel-RL-AdditionFailureFDD,
 id-CauseLevel-RL-AdditionFailureTDD,
 id-CauseLevel-RL-ReconfFailure,
 id-CauseLevel-RL-SetupFailureFDD,
 id-CauseLevel-RL-SetupFailureTDD,
 id-CauseLevel-SyncAdjustmntFailureTDD,
 id-CCP-InformationItem-AuditRsp,
 id-CCP-InformationList-AuditRsp,
 id-CCP-InformationItem-ResourceStatusInd,
 id-CCTrCH-InformationItem-RL-FailureInd,
 id-CCTrCH-InformationItem-RL-RestoreInd,
 id-CCTrCH-Initial-DL-Power-RL-AdditionRqstTDD,
 id-CCTrCH-Initial-DL-Power-RL-ReconfPrepTDD,
 id-CCTrCH-Initial-DL-Power-RL-SetupRqstTDD,
 id-CDCA-ICH-Information,
 id-CDCA-ICH-ParametersListIE-CTCH-ReconfRqstFDD,
 id-CellAdjustmentInfo-SyncAdjustmntRqstTDD,
 id-CellAdjustmentInfoItem-SyncAdjustmentRqstTDD,
 id-Cell-InformationItem-AuditRsp,
 id-Cell-InformationItem-ResourceStatusInd,
 id-Cell-InformationList-AuditRsp,
 id-CellParameterID,
 id-CellPortion-InformationItem-Cell-SetupRqstFDD,
 id-CellPortion-InformationList-Cell-SetupRqstFDD,
 id-CellSyncBurstTransInit-CellSyncInitiationRqstTDD,
 id-CellSyncBurstMeasureInit-CellSyncInitiationRqstTDD,
 id-cellSyncBurstRepetitionPeriod,
 id-CellSyncBurstTransReconfiguration-CellSyncReconfRqstTDD,
 id-CellSyncBurstTransReconfInfo-CellSyncReconfRqstTDD,
 id-CellSyncBurstMeasReconfiguration-CellSyncReconfRqstTDD,
 id-CellSyncBurstMeasInfoList-CellSyncReconfRqstTDD,
 id-CellSyncBurstInfoList-CellSyncReconfRqstTDD,
 id-CellSyncInfo-CellSyncReprtTDD,
 id-CFN,
 id-CFNReportingIndicator,
 id-C-ID,
 id-Closed-Loop-Timing-Adjustment-Mode,
 id-CommonMeasurementAccuracy,
 id-CommonMeasurementObjectType-CM-Rprt,
 id-CommonMeasurementObjectType-CM-Rqst,
 id-CommonMeasurementObjectType-CM-Rsp,
 id-CommonMeasurementType,
 id-CommonPhysicalChannelID,
 id-CommonPhysicalChannelType-CTCH-ReconfRqstFDD,
 id-CommonPhysicalChannelType-CTCH-SetupRqstFDD,
 id-CommonPhysicalChannelType-CTCH-SetupRqstTDD,
 id-CommunicationContextInfoItem-Reset,
 id-CommunicationControlPortID,
 id-CommunicationControlPortInfoItem-Reset,
 id-Compressed-Mode-Deactivation-Flag,
 id-ConfigurationGenerationID,

id-CPCH-Information,
id-CPCH-Parameters-CTCH-SetupRsp,
id-CPCH-ParametersListIE-CTCH-ReconfRqstFDD,
id-CRNC-CommunicationContextID,
id-CriticalityDiagnostics,
id-CSBTransmissionID,
id-CSBMeasurementID,
id-DCHs-to-Add-FDD,
id-DCHs-to-Add-TDD,
id-DCH-AddList-RL-ReconfPrepTDD,
id-DCH-DeleteList-RL-ReconfPrepFDD,
id-DCH-DeleteList-RL-ReconfPrepTDD,
id-DCH-DeleteList-RL-ReconfRqstFDD,
id-DCH-DeleteList-RL-ReconfRqstTDD,
id-DCH-FDD-Information,
id-DCH-TDD-Information,
id-DCH-InformationResponse,
id-DCH-RearrangeList-Bearer-RearrangeInd,
id-DSCH-RearrangeList-Bearer-RearrangeInd,
id-FDD-DCHs-to-Modify,
id-TDD-DCHs-to-Modify,
id-DedicatedMeasurementObjectType-DM-Rprt,
id-DedicatedMeasurementObjectType-DM-Rqst,
id-DedicatedMeasurementObjectType-DM-Rsp,
id-DedicatedMeasurementType,
id-DelayedActivation,
id-DelayedActivationList-RL-ActivationCmdFDD,
id-DelayedActivationList-RL-ActivationCmdTDD,
id-DelayedActivationInformation-RL-ActivationCmdFDD,
id-DelayedActivationInformation-RL-ActivationCmdTDD,
id-DL-CCTrCH-InformationAddList-RL-ReconfPrepTDD,
id-DL-CCTrCH-InformationDeleteItem-RL-ReconfRqstTDD,
id-DL-CCTrCH-InformationDeleteList-RL-ReconfPrepTDD,
id-DL-CCTrCH-InformationDeleteList-RL-ReconfRqstTDD,
id-DL-CCTrCH-InformationItem-RL-SetupRqstTDD,
id-DL-CCTrCH-InformationList-RL-AdditionRqstTDD,
id-DL-CCTrCH-InformationList-RL-SetupRqstTDD,
id-DL-CCTrCH-InformationModifyItem-RL-ReconfRqstTDD,
id-DL-CCTrCH-InformationModifyList-RL-ReconfPrepTDD,
id-DL-CCTrCH-InformationModifyList-RL-ReconfRqstTDD,
id-DL-DPCH-InformationAddListIE-RL-ReconfPrepTDD,
id-DL-DPCH-InformationItem-RL-AdditionRqstTDD,
id-DL-DPCH-InformationList-RL-SetupRqstTDD,
id-DL-DPCH-InformationModify-AddListIE-RL-ReconfPrepTDD,
id-DL-DPCH-InformationModify-DeleteListIE-RL-ReconfPrepTDD,
id-DL-DPCH-InformationModify-ModifyListIE-RL-ReconfPrepTDD,
id-DL-DPCH-Information-RL-ReconfPrepFDD,
id-DL-DPCH-Information-RL-ReconfRqstFDD,
id-DL-DPCH-Information-RL-SetupRqstFDD,
id-DL-DPCH-TimingAdjustment,
id-DL-DPCH-Power-Information-RL-ReconfPrepFDD,
id-DL-PowerBalancing-Information,
id-DL-PowerBalancing-ActivationIndicator,

id-DL-ReferencePowerInformationItem-DL-PC-Rqst,
id-DL-PowerBalancing-UpdatedIndicator,
id-DLReferencePower,
id-DLReferencePowerList-DL-PC-Rqst,
id-DL-TPC-Pattern01Count,
id-DPC-Mode,
id-DPCHConstant,
id-DSCH-AddItem-RL-ReconfPrepFDD,
id-DSCHs-to-Add-FDD,
id-DSCH-DeleteItem-RL-ReconfPrepFDD,
id-DSCH-DeleteList-RL-ReconfPrepFDD,
id-DSCHs-to-Add-TDD,
id-DSCH-Information-DeleteList-RL-ReconfPrepTDD,
id-DSCH-Information-ModifyList-RL-ReconfPrepTDD,
id-DSCH-InformationResponse,
id-DSCH-FDD-Information,
id-DSCH-FDD-Common-Information,
id-DSCH-TDD-Information,
id-DSCH-ModifyItem-RL-ReconfPrepFDD,
id-DSCH-ModifyList-RL-ReconfPrepFDD,
id-E-AGCH-And-E-RGCH-E-HICH-FDD-Scrambling-Code,
id-E-AGCH-FDD-Code-Information,
id-E-DCH-Capability,
id-E-DCH-FDD-DL-Control-Channel-Information,
id-E-DCH-FDD-Information,
id-E-DCH-FDD-Information-Response,
id-E-DCH-FDD-Information-to-Modify,
id-E-DCH-MACdFlows-to-Add,
id-E-DCH-MACdFlows-to-Delete,
id-E-DCH-Resources-Information-AuditRsp,
id-E-DCH-Resources-Information-ResourceStatusInd,
id-E-DCH-RL-Indication,
id-E-DCH-RL-Set-ID,
id-E-DPCH-Information-RL-ReconfPrepFDD,
id-E-DPCH-Information-RL-ReconfRqstFDD,
id-E-DPCH-Information-RL-SetupRqstFDD,
id-E-RGCH-E-HICH-FDD-Code-Information,
id-End-Of-Audit-Sequence-Indicator,
id-EnhancedDSCHPC,
id-EnhancedDSCHPCIndicator,
id-FACH-Information,
id-FACH-ParametersList-CTCH-ReconfRqstTDD,
id-FACH-ParametersList-CTCH-SetupRsp,
id-FACH-ParametersListIE-CTCH-ReconfRqstFDD,
id-FACH-ParametersListIE-CTCH-SetupRqstFDD,
id-FACH-ParametersListIE-CTCH-SetupRqstTDD,
id-F-DPCH-Information-RL-ReconfPrepFDD,
id-F-DPCH-Information-RL-SetupRqstFDD,
id-HSDPA-CellPortion-InformationItem-PSCH-ReconfRqst,
id-HSDPA-CellPortion-InformationList-PSCH-ReconfRqst,
id-IndicationType-ResourceStatusInd,
id-InformationExchangeID,
id-InformationExchangeObjectType-InfEx-Rqst,

id-InformationExchangeObjectType-InfEx-Rsp,
id-InformationExchangeObjectType-InfEx-Rprt,
id-InformationReportCharacteristics,
id-InformationType,
id-InitDL-Power,
id-Initial-DL-DPCH-TimingAdjustment,
id-Initial-DL-DPCH-TimingAdjustment-Allowed,
id-InnerLoopDLPCStatus,
id-IntStdPhCellSyncInfoItem-CellSyncReprtTDD,
id-IPDLParameter-Information-Cell-ReconfRqstFDD,
id-IPDLParameter-Information-Cell-SetupRqstFDD,
id-IPDLParameter-Information-Cell-ReconfRqstTDD,
id-IPDLParameter-Information-Cell-SetupRqstTDD,
id-LateEntranceCellSyncInfoItem-CellSyncReprtTDD,
id-Limited-power-increase-information-Cell-SetupRqstFDD,
id-Local-Cell-ID,
id-Local-Cell-Group-InformationItem-AuditRsp,
id-Local-Cell-Group-InformationItem-ResourceStatusInd,
id-Local-Cell-Group-InformationItem2-ResourceStatusInd,
id-Local-Cell-Group-InformationList-AuditRsp,
id-Local-Cell-InformationItem-AuditRsp,
id-Local-Cell-InformationItem-ResourceStatusInd,
id-Local-Cell-InformationItem2-ResourceStatusInd,
id-Local-Cell-InformationList-AuditRsp,
id-AdjustmentPeriod,
id-MaxAdjustmentStep,
id-MaximumTransmissionPower,
id-MeasurementFilterCoefficient,
id-MeasurementID,
id-MeasurementRecoveryBehavior,
id-MeasurementRecoveryReportingIndicator,
id-MeasurementRecoverySupportIndicator,
id-MIB-SB-SIB-InformationList-SystemInfoUpdateRqst,
id-MICH-CFN,
id-MICH-Information-AuditRsp,
id-MICH-Information-ResourceStatusInd,
id-MICH-Parameters-CTCH-ReconfRqstFDD,
id-MICH-Parameters-CTCH-ReconfRqstTDD,
id-MICH-Parameters-CTCH-SetupRqstFDD,
id-MICH-Parameters-CTCH-SetupRqstTDD,
id-Modification-Period,
id-multipleRL-dl-DPCH-InformationList,
id-multipleRL-dl-DPCH-InformationModifyList,
id-multiple-RL-Information-RL-ReconfPrepTDD,
id-multiple-RL-Information-RL-ReconfRqstTDD,
id-multipleRL-ul-DPCH-InformationList,
id-multipleRL-ul-DPCH-InformationModifyList,
id-NCyclesPerSFNperiod,
id-NeighbouringCellMeasurementInformation,
id-NI-Information-NotifUpdateCmd,
id-NodeB-CommunicationContextID,
id-NRepetitionsPerCyclePeriod,
id-NumberOfReportedCellPortions,

id-P-CCPCH-Information,
id-P-CPICH-Information,
id-P-SCH-Information,
id-PCCPCH-Information-Cell-ReconfRqstTDD,
id-PCCPCH-Information-Cell-SetupRqstTDD,
id-PCH-Parameters-CTCH-ReconfRqstTDD,
id-PCH-Parameters-CTCH-SetupRsp,
id-PCH-ParametersItem-CTCH-ReconfRqstFDD,
id-PCH-ParametersItem-CTCH-SetupRqstFDD,
id-PCH-ParametersItem-CTCH-SetupRqstTDD,
id-PCH-Information,
id-PCPCH-Information,
id-PICH-ParametersItem-CTCH-ReconfRqstFDD,
id-PDSCH-Information-AddListIE-PSCH-ReconfRqst,
id-PDSCH-Information-Cell-SetupRqstFDD,
id-PDSCH-Information-Cell-ReconfRqstFDD,
id-PDSCH-Information-ModifyListIE-PSCH-ReconfRqst,
id-PDSCH-RL-ID,
id-PDSCHSets-AddList-PSCH-ReconfRqst,
id-PDSCHSets-DeleteList-PSCH-ReconfRqst,
id-PDSCHSets-ModifyList-PSCH-ReconfRqst,
id-PICH-Information,
id-PICH-Parameters-CTCH-ReconfRqstTDD,
id-PICH-ParametersItem-CTCH-SetupRqstTDD,
id-PowerAdjustmentType,
id-Power-Local-Cell-Group-choice-CM-Rqst,
id-Power-Local-Cell-Group-choice-CM-Rsp,
id-Power-Local-Cell-Group-choice-CM-Rprt,
id-Power-Local-Cell-Group-InformationItem-AuditRsp,
id-Power-Local-Cell-Group-InformationItem-ResourceStatusInd,
id-Power-Local-Cell-Group-InformationItem2-ResourceStatusInd,
id-Power-Local-Cell-Group-InformationList-AuditRsp,
id-Power-Local-Cell-Group-InformationList-ResourceStatusInd,
id-Power-Local-Cell-Group-InformationList2-ResourceStatusInd,
id-Power-Local-Cell-Group-ID,
id-PRACH-Information,
id-PRACHConstant,
id-PRACH-ParametersItem-CTCH-SetupRqstTDD,
id-PRACH-ParametersListIE-CTCH-ReconfRqstFDD,
id-PrimaryCCPCH-Information-Cell-ReconfRqstFDD,
id-PrimaryCCPCH-Information-Cell-SetupRqstFDD,
id-PrimaryCPICH-Information-Cell-ReconfRqstFDD,
id-PrimaryCPICH-Information-Cell-SetupRqstFDD,
id-Primary-CPICH-Usage-for-Channel-Estimation,
id-PrimarySCH-Information-Cell-ReconfRqstFDD,
id-PrimarySCH-Information-Cell-SetupRqstFDD,
id-PrimaryScramblingCode,
id-SCH-Information-Cell-ReconfRqstTDD,
id-SCH-Information-Cell-SetupRqstTDD,
id-PUSCH-Information-AddListIE-PSCH-ReconfRqst,
id-PUSCH-Information-ModifyListIE-PSCH-ReconfRqst,
id-PUSCHConstant,
id-PUSCHSets-AddList-PSCH-ReconfRqst,

id-PUSCHSets-DeleteList-PSCH-ReconfRqst,
id-PUSCHSets-ModifyList-PSCH-ReconfRqst,
id-Qch-Parameter,
id-RACH-Information,
id-RACH-Parameters-CTCH-SetupRsp,
id-RACH-ParametersItem-CTCH-SetupRqstFDD,
id-RACH-ParameterItem-CTCH-SetupRqstTDD,
id-ReferenceClockAvailability,
id-ReferenceSFNoffset,
id-ReportCharacteristics,
id-Reporting-Object-RL-FailureInd,
id-Reporting-Object-RL-RestoreInd,
id-ResetIndicator,
id-RL-ID,
id-RL-InformationItem-DM-Rprt,
id-RL-InformationItem-DM-Rqst,
id-RL-InformationItem-DM-Rsp,
id-RL-InformationItem-RL-AdditionRqstFDD,
id-RL-informationItem-RL-DeletionRqst,
id-RL-InformationItem-RL-FailureInd,
id-RL-InformationItem-RL-PreemptRequiredInd,
id-RL-InformationItem-RL-ReconfPrepFDD,
id-RL-InformationItem-RL-ReconfRqstFDD,
id-RL-InformationItem-RL-RestoreInd,
id-RL-InformationItem-RL-SetupRqstFDD,
id-RL-InformationList-RL-AdditionRqstFDD,
id-RL-informationList-RL-DeletionRqst,
id-RL-InformationList-RL-PreemptRequiredInd,
id-RL-InformationList-RL-ReconfPrepFDD,
id-RL-InformationList-RL-ReconfRqstFDD,
id-RL-InformationList-RL-SetupRqstFDD,
id-RL-InformationResponseItem-RL-AdditionRspFDD,
id-RL-InformationResponseItem-RL-ReconfReady,
id-RL-InformationResponseItem-RL-ReconfRsp,
id-RL-InformationResponseItem-RL-SetupRspFDD,
id-RL-InformationResponseList-RL-AdditionRspFDD,
id-RL-InformationResponseList-RL-ReconfReady,
id-RL-InformationResponseList-RL-ReconfRsp,
id-RL-InformationResponseList-RL-SetupRspFDD,
id-RL-InformationResponse-RL-AdditionRspTDD,
id-RL-InformationResponse-RL-SetupRspTDD,
id-RL-Information-RL-AdditionRqstTDD,
id-RL-Information-RL-ReconfRqstTDD,
id-RL-Information-RL-ReconfPrepTDD,
id-RL-Information-RL-SetupRqstTDD,
id-RL-ReconfigurationFailureItem-RL-ReconfFailure,
id-RL-Set-InformationItem-DM-Rprt,
id-RL-Set-InformationItem-DM-Rsp,
id-RL-Set-InformationItem-RL-FailureInd,
id-RL-Set-InformationItem-RL-RestoreInd,
id-RL-Specific-DCH-Info,
id-S-CCPCH-Information,
id-S-CCPCH-InformationListExt-AuditRsp,

id-S-CCPCH-InformationListExt-ResourceStatusInd,
id-S-CCPCH-LCR-InformationListExt-AuditRsp,
id-S-CCPCH-LCR-InformationListExt-ResourceStatusInd,
id-S-CPICH-Information,
id-SCH-Information,
id-S-SCH-Information,
id-Secondary-CCPCHListIE-CTCH-ReconfRqstTDD,
id-Secondary-CCPCH-parameterListIE-CTCH-SetupRqstTDD,
id-Secondary-CCPCH-Parameters-CTCH-ReconfRqstTDD,
id-Secondary-CPICH-Information,
id-SecondaryCPICH-InformationItem-Cell-ReconfRqstFDD,
id-SecondaryCPICH-InformationItem-Cell-SetupRqstFDD,
id-SecondaryCPICH-InformationList-Cell-ReconfRqstFDD,
id-SecondaryCPICH-InformationList-Cell-SetupRqstFDD,
id-Secondary-CPICH-Information-Change,
id-SecondarySCH-Information-Cell-ReconfRqstFDD,
id-SecondarySCH-Information-Cell-SetupRqstFDD,
id-SegmentInformationListIE-SystemInfoUpdate,
id-Serving-E-DCH-RL-ID,
id-SFN,
id-SFNReportingIndicator,
id-ShutdownTimer,
id-SignallingBearerRequestIndicator,
id-SSDT-CellIDforEDSCHFC,
id-Start-Of-Audit-Sequence-Indicator,
id-Successful-RL-InformationRespItem-RL-AdditionFailureFDD,
id-Successful-RL-InformationRespItem-RL-SetupFailureFDD,
id-Synchronisation-Configuration-Cell-ReconfRqst,
id-Synchronisation-Configuration-Cell-SetupRqst,
id-SyncCase,
id-SyncCaseIndicatorItem-Cell-SetupRqstTDD-PSCH,
id-SyncFrameNumber,
id-SynchronisationReportType,
id-SynchronisationReportCharacteristics,
id-SyncReportType-CellSyncReprtTDD,
id-T-Cell,
id-TargetCommunicationControlPortID,
id-TFCI2-Bearer-Information-RL-SetupRqstFDD,
id-TFCI2-BearerInformationResponse,
id-TFCI2BearerRequestIndicator,
id-TFCI2-BearerSpecificInformation-RL-ReconfPrepFDD,
id-Transmission-Gap-Pattern-Sequence-Information,
id-TimeSlotConfigurationList-Cell-ReconfRqstTDD,
id-TimeSlotConfigurationList-Cell-SetupRqstTDD,
id-timeslotInfo-CellSyncInitiationRqstTDD,
id-TimeslotISCPInfo,
id-TimingAdvanceApplied,
id-TnlQos,
id-TransmissionDiversityApplied,
id-transportlayeraddress,
id-Tstd-indicator,
id-UARFCNforNt,
id-UARFCNforNd,

id-UARFCNforNu,
id-UL-CCTrCH-InformationAddList-RL-ReconfPrepTDD,
id-UL-CCTrCH-InformationDeleteItem-RL-ReconfRqstTDD,
id-UL-CCTrCH-InformationDeleteList-RL-ReconfPrepTDD,
id-UL-CCTrCH-InformationDeleteList-RL-ReconfRqstTDD,
id-UL-CCTrCH-InformationItem-RL-SetupRqstTDD,
id-UL-CCTrCH-InformationList-RL-AdditionRqstTDD,
id-UL-CCTrCH-InformationList-RL-SetupRqstTDD,
id-UL-CCTrCH-InformationModifyItem-RL-ReconfRqstTDD,
id-UL-CCTrCH-InformationModifyList-RL-ReconfPrepTDD,
id-UL-CCTrCH-InformationModifyList-RL-ReconfRqstTDD,
id-UL-DPCH-InformationAddListIE-RL-ReconfPrepTDD,
id-UL-DPCH-InformationItem-RL-AdditionRqstTDD,
id-UL-DPCH-InformationList-RL-SetupRqstTDD,
id-UL-DPCH-InformationModify-AddListIE-RL-ReconfPrepTDD,
id-UL-DPCH-InformationModify-DeleteListIE-RL-ReconfPrepTDD,
id-UL-DPCH-InformationModify-ModifyListIE-RL-ReconfPrepTDD,
id-UL-DPCH-Information-RL-ReconfPrepFDD,
id-UL-DPCH-Information-RL-ReconfRqstFDD,
id-UL-DPCH-Information-RL-SetupRqstFDD,
id-UL-DPDCH-Indicator-For-E-DCH-Operation,
id-Unsuccessful-cell-InformationRespItem-SyncAdjustmntFailureTDD,
id-Unsuccessful-PDSCHSetItem-PSCH-ReconfFailureTDD,
id-Unsuccessful-PUSCHSetItem-PSCH-ReconfFailureTDD,
id-Unsuccessful-RL-InformationRespItem-RL-AdditionFailureFDD,
id-Unsuccessful-RL-InformationRespItem-RL-SetupFailureFDD,
id-Unsuccessful-RL-InformationResp-RL-AdditionFailureTDD,
id-Unsuccessful-RL-InformationResp-RL-SetupFailureTDD,
id-USCH-Information-Add,
id-USCH-Information-DeleteList-RL-ReconfPrepTDD,
id-USCH-Information-ModifyList-RL-ReconfPrepTDD,
id-USCH-InformationResponse,
id-USCH-Information,
id-USCH-RearrangeList-Bearer-RearrangeInd,
id-DL-DPCH-LCR-Information-RL-SetupRqstTDD,
id-DwPCH-LCR-Information
,
id-DwPCH-LCR-InformationList-AuditRsp,
id-DwPCH-LCR-Information-Cell-SetupRqstTDD,
id-DwPCH-LCR-Information-Cell-ReconfRqstTDD,
id-DwPCH-LCR-Information-ResourceStatusInd,
id-maxFACH-Power-LCR-CTCH-SetupRqstTDD,
id-maxFACH-Power-LCR-CTCH-ReconfRqstTDD,
id-FPACH-LCR-Information,
id-FPACH-LCR-Information-AuditRsp,
id-FPACH-LCR-InformationList-AuditRsp,
id-FPACH-LCR-InformationList-ResourceStatusInd,
id-FPACH-LCR-Parameters-CTCH-SetupRqstTDD,
id-FPACH-LCR-Parameters-CTCH-ReconfRqstTDD,
id-PCCPCH-LCR-Information-Cell-SetupRqstTDD,
id-PCH-Power-LCR-CTCH-SetupRqstTDD,
id-PCH-Power-LCR-CTCH-ReconfRqstTDD,
id-PICH-LCR-Parameters-CTCH-SetupRqstTDD,
id-PRACH-LCR-ParametersList-CTCH-SetupRqstTDD,

id-RL-InformationResponse-LCR-RL-SetupRspTDD ,
 id-Secondary-CCPCH-LCR-parameterList-CTCH-SetupRqstTDD,
 id-TimeSlot,
 id-TimeSlotConfigurationList-LCR-Cell-ReconfRqstTDD,
 id-TimeSlotConfigurationList-LCR-Cell-SetupRqstTDD,
 id-TimeslotISCP-LCR-InfoList-RL-SetupRqstTDD,
 id-TimeSlotLCR-CM-Rqst ,
 id-UL-DPCH-LCR-Information-RL-SetupRqstTDD,
 id-DL-DPCH-InformationItem-LCR-RL-AdditionRqstTDD,
 id-UL-DPCH-InformationItem-LCR-RL-AdditionRqstTDD,
 id-TimeslotISCP-InformationList-LCR-RL-AdditionRqstTDD,
 id-DL-DPCH-LCR-InformationAddList-RL-ReconfPrepTDD,
 id-DL-DPCH-LCR-InformationModify-AddList-RL-ReconfPrepTDD,
 id-DL-Timeslot-LCR-InformationModify-ModifyList-RL-ReconfPrepTDD,
 id-TimeslotISCPInfoList-LCR-DL-PC-RqstTDD,
 id-UL-DPCH-LCR-InformationAddListIE-RL-ReconfPrepTDD,
 id-UL-DPCH-LCR-InformationModify-AddList,
 id-UL-TimeslotLCR-Information-RL-ReconfPrepTDD,
 id-UL-SIRTarget ,
 id-PDSCH-AddInformation-LCR-PSCH-ReconfRqst ,
 id-PDSCH-AddInformation-LCR-AddListIE-PSCH-ReconfRqst ,
 id-PDSCH-ModifyInformation-LCR-PSCH-ReconfRqst ,
 id-PDSCH-ModifyInformation-LCR-ModifyListIE-PSCH-ReconfRqst ,
 id-PUSCH-AddInformation-LCR-PSCH-ReconfRqst ,
 id-PUSCH-AddInformation-LCR-AddListIE-PSCH-ReconfRqst ,
 id-PUSCH-ModifyInformation-LCR-PSCH-ReconfRqst ,
 id-PUSCH-ModifyInformation-LCR-ModifyListIE-PSCH-ReconfRqst ,
 id-PUSCH-Info-DM-Rqst ,
 id-PUSCH-Info-DM-Rsp ,
 id-PUSCH-Info-DM-Rprt ,
 id-RL-InformationResponse-LCR-RL-AdditionRspTDD,
 id-IPDLParameter-Information-LCR-Cell-SetupRqstTDD,
 id-IPDLParameter-Information-LCR-Cell-ReconfRqstTDD,
 id-HS-PDSCH-HS-SCCH-MaxPower-PSCH-ReconfRqst ,
 id-HS-PDSCH-HS-SCCH-ScramblingCode-PSCH-ReconfRqst ,
 id-HS-PDSCH-FDD-Code-Information-PSCH-ReconfRqst ,
 id-HS-SCCH-FDD-Code-Information-PSCH-ReconfRqst ,
 id-HS-PDSCH-TDD-Information-PSCH-ReconfRqst ,
 id-Add-To-HS-SCCH-Resource-Pool-PSCH-ReconfRqst ,
 id-Modify-HS-SCCH-Resource-Pool-PSCH-ReconfRqst ,
 id-Delete-From-HS-SCCH-Resource-Pool-PSCH-ReconfRqst ,
 id-SYNCDlCodeId-TransInitLCR-CellSyncInitiationRqstTDD,
 id-SYNCDlCodeId-MeasureInitLCR-CellSyncInitiationRqstTDD,
 id-SYNCDlCodeIdTransReconfInfoLCR-CellSyncReconfRqstTDD,
 id-SYNCDlCodeIdMeasReconfigurationLCR-CellSyncReconfRqstTDD,
 id-SYNCDlCodeIdMeasInfoList-CellSyncReconfRqstTDD,
 id-SyncDLCodeIdsMeasInfoList-CellSyncReprtTDD,
 id-NSubCyclesPerCyclePeriod-CellSyncReconfRqstTDD,
 id-DwPCH-Power ,
 id-AccumulatedClockupdate-CellSyncReprtTDD,
 id-HSDPA-Capability ,
 id-HSDSCH-FDD-Information ,
 id-HSDSCH-FDD-Information-Response ,

id-HSDSCH-Information-to-Modify,
id-HSDSCH-Information-to-Modify-Unsynchronised,
id-HSDSCH-MACdFlows-to-Add,
id-HSDSCH-MACdFlows-to-Delete,
id-HSDSCH-RearrangeList-Bearer-RearrangeInd,
id-HSDSCH-Resources-Information-AuditRsp,
id-HSDSCH-Resources-Information-ResourceStatusInd,
id-HSDSCH-RNTI,
id-HSDSCH-TDD-Information,
id-HSDSCH-TDD-Information-Response,
id-HSPDSCH-RL-ID,
id-HSSICH-Info-DM-Rprt,
id-HSSICH-Info-DM-Rqst,
id-HSSICH-Info-DM-Rsp,
id-PrimCCPCH-RSCP-DL-PC-RqstTDD,
id-HSDSCH-FDD-Update-Information,
id-HSDSCH-TDD-Update-Information,
id-UL-Synchronisation-Parameters-LCR,
id-DL-DPCH-TimeSlotFormat-LCR-ModifyItem-RL-ReconfPrepTDD,
id-UL-DPCH-TimeSlotFormat-LCR-ModifyItem-RL-ReconfPrepTDD,
id-CCTrCH-Maximum-DL-Power-RL-SetupRqstTDD,
id-CCTrCH-Minimum-DL-Power-RL-SetupRqstTDD,
id-CCTrCH-Maximum-DL-Power-RL-AdditionRqstTDD,
id-CCTrCH-Minimum-DL-Power-RL-AdditionRqstTDD,
id-CCTrCH-Maximum-DL-Power-InformationAdd-RL-ReconfPrepTDD,
id-CCTrCH-Minimum-DL-Power-InformationAdd-RL-ReconfPrepTDD,
id-CCTrCH-Maximum-DL-Power-InformationModify-RL-ReconfPrepTDD,
id-CCTrCH-Minimum-DL-Power-InformationModify-RL-ReconfPrepTDD,
id-Maximum-DL-Power-Modify-LCR-InformationModify-RL-ReconfPrepTDD,
id-Minimum-DL-Power-Modify-LCR-InformationModify-RL-ReconfPrepTDD,
id-DL-DPCH-LCR-InformationModify-ModifyList-RL-ReconfRqstTDD,
id-CCTrCH-Maximum-DL-Power-InformationModify-RL-ReconfRqstTDD,
id-CCTrCH-Minimum-DL-Power-InformationModify-RL-ReconfRqstTDD,
id-TDD-TPC-UplinkStepSize-LCR-RL-SetupRqstTDD,
id-TDD-TPC-UplinkStepSize-LCR-RL-AdditionRqstTDD,
id-TDD-TPC-DownlinkStepSize-RL-AdditionRqstTDD,
id-TDD-TPC-UplinkStepSize-InformationAdd-LCR-RL-ReconfPrepTDD,
id-TDD-TPC-UplinkStepSize-InformationModify-LCR-RL-ReconfPrepTDD,
id-TDD-TPC-DownlinkStepSize-InformationModify-RL-ReconfPrepTDD,
id-TDD-TPC-DownlinkStepSize-InformationAdd-RL-ReconfPrepTDD,
id-TimeslotISCP-LCR-InfoList-RL-ReconfPrepTDD,
id-TimingAdjustmentValueLCR,
id-PrimaryCCPCH-RSCP-Delta,

maxNrOfCCTrCHs,
maxNrOfCellSyncBursts,
maxNrOfCodes,
maxNrOfCPCHs,
maxNrOfDCHs,
maxNrOfDLTSs,
maxNrOfDLTSLCRs,
maxNrOfDPCHs,

```

maxNrOfDPCHLCRs ,
maxNrOfDSCHs ,
maxNrOfFACHs ,
maxNrOfRLs ,
maxNrOfRLs-1 ,
maxNrOfRLs-2 ,
maxNrOfRLSets ,
maxNrOfPCPCHs ,
maxNrOfPDSCHs ,
maxNrOfPUSCHs ,
maxNrOfPRACHLCRs ,
maxNrOfPDSCHSets ,
maxNrOfPUSCHSets ,
maxNrOfReceptsPerSyncFrame ,
maxNrOfSCCPCHs ,
maxNrOfSCCPCHsinExt ,
maxNrOfSCCPCHLCRs ,
maxNrOfSCCPCHsLCRinExt ,
maxNrOfULTSs ,
maxNrOfULTSLCRs ,
maxNrOfUSCHs ,
maxAPSigNum ,
maxCPCHCell ,
maxFACHCell ,
maxFPACHCell ,
maxNoofLen ,
maxRACHCell ,
maxPCPCHCell ,
maxPRACHCell ,
maxSCCPCHCell ,
maxSCCPCHCellinExt ,
maxSCCPCHCellinExtLCR ,
maxSCPICHCell ,
maxCellinNodeB ,
maxCCPinNodeB ,
maxCommunicationContext ,
maxLocalCellinNodeB ,
maxNrOfSlotFormatsPRACH ,
maxIB ,
maxIBSEG ,
maxNrOfCellPortionsPerCell ,
maxNrOfHSSCCHs ,
maxNrOfHSSICHs ,
maxNrOfHSPDSCHs ,
maxNrOfSyncFramesLCR ,
maxNrOfReceptionsperSyncFrameLCR ,
maxNrOfSyncDLCodesLCR ,
maxNrOfMACdFlows
FROM NBAP-Constants ;

```

Partially omitted

```

-- *****
--
-- RADIO LINK SETUP REQUEST FDD
--
-- *****

RadioLinkSetupRequestFDD ::= SEQUENCE {
    protocolIEs          ProtocolIE-Container    {{RadioLinkSetupRequestFDD-IEs}},
    protocolExtensions   ProtocolExtensionContainer {{RadioLinkSetupRequestFDD-Extensions}}           OPTIONAL,
    ...
}

RadioLinkSetupRequestFDD-IEs NBAP-PROTOCOL-IES ::= {
    { ID id-CRNC-CommunicationContextID          CRITICALITY reject TYPE CRNC-CommunicationContextID          PRESENCE mandatory }|
    { ID id-UL-DPCH-Information-RL-SetupRqstFDD   CRITICALITY reject TYPE UL-DPCH-Information-RL-SetupRqstFDD   PRESENCE mandatory }|
    { ID id-DL-DPCH-Information-RL-SetupRqstFDD   CRITICALITY reject TYPE DL-DPCH-Information-RL-SetupRqstFDD   PRESENCE optional }|
    { ID id-DCH-FDD-Information                   CRITICALITY reject TYPE DCH-FDD-Information                   PRESENCE mandatory }|
    { ID id-DSCH-FDD-Information                 CRITICALITY reject TYPE DSCH-FDD-Information                 PRESENCE optional }|
    { ID id-TFCI2-Bearer-Information-RL-SetupRqstFDD CRITICALITY ignore TYPE TFCI2-Bearer-Information-RL-SetupRqstFDD PRESENCE optional }|
    { ID id-RL-InformationList-RL-SetupRqstFDD   CRITICALITY notify TYPE RL-InformationList-RL-SetupRqstFDD   PRESENCE mandatory }|
    { ID id-Transmission-Gap-Pattern-Sequence-Information CRITICALITY reject TYPE Transmission-Gap-Pattern-Sequence-Information PRESENCE optional }|
    { ID id-Active-Pattern-Sequence-Information   CRITICALITY reject TYPE Active-Pattern-Sequence-Information   PRESENCE optional },
    ...
}

RadioLinkSetupRequestFDD-Extensions NBAP-PROTOCOL-EXTENSION ::= {
    { ID id-DSCH-FDD-Common-Information          CRITICALITY ignore EXTENSION DSCH-FDD-Common-Information          PRESENCE optional }|
    { ID id-DL-PowerBalancing-Information        CRITICALITY ignore EXTENSION DL-PowerBalancing-Information        PRESENCE optional }|
    { ID id-HSDSCH-FDD-Information              CRITICALITY reject EXTENSION HSDSCH-FDD-Information              PRESENCE optional }|
    { ID id-HSDSCH-RNTI                         CRITICALITY reject EXTENSION HSDSCH-RNTI                         PRESENCE conditional }|
    -- The IE shall be present if HS-DSCH Information IE is present
    { ID id-HSPDSCH-RL-ID                       CRITICALITY reject EXTENSION RL-ID                       PRESENCE conditional }|
    -- The IE shall be present if HS-DSCH Information IE is present
    { ID id-E-DPCH-Information-RL-SetupRqstFDD   CRITICALITY reject EXTENSION E-DPCH-Information-RL-SetupRqstFDD   PRESENCE optional }|
    { ID id-E-DCH-FDD-Information               CRITICALITY reject EXTENSION E-DCH-FDD-Information               PRESENCE conditional }|
    -- The IE shall be present if E-DPCH Information IE is present
    { ID id-Serving-E-DCH-RL-ID                 CRITICALITY reject EXTENSION Serving-E-DCH-RL-ID                 PRESENCE conditional }|
    -- The IE shall be present if E-DPCH Information IE is present
    { ID id-F-DPCH-Information-RL-SetupRqstFDD   CRITICALITY reject EXTENSION F-DPCH-Information-RL-SetupRqstFDD   PRESENCE optional }|
    { ID id-Initial-DL-DPCH-TimingAdjustment-Allowed CRITICALITY ignore EXTENSION Initial-DL-DPCH-TimingAdjustment-Allowed PRESENCE optional },
    ...
}

UL-DPCH-Information-RL-SetupRqstFDD ::= SEQUENCE {
    ul-ScramblingCode          UL-ScramblingCode,
    minUL-ChannelisationCodeLength MinUL-ChannelisationCodeLength,
    maxNrOfUL-DPDCHs           MaxNrOfUL-DPDCHs           OPTIONAL,
    -- This IE shall be present if Min UL Channelisation Code length IE is set to 4 --
    ul-PunctureLimit           PunctureLimit,
    tFCS                        TFCS,
    ul-DPCCH-SlotFormat         UL-DPCCH-SlotFormat,
}

```



```

    ul-SIR-Target                UL-SIR,
    diversityMode                DiversityMode,
    not-Used-sSDT-CellID-Length  ----- NULLSsSDT-CellID-Length  OPTIONAL,
    not-Used-s-FieldLength       ----- NULLS-FieldLength      OPTIONAL,
    iE-Extensions                ProtocolExtensionContainer { { UL-DPCH-Information-RL-SetupRqstFDD-ExtIEs} } OPTIONAL,
    ...
}

UL-DPCH-Information-RL-SetupRqstFDD-ExtIEs NBAP-PROTOCOL-EXTENSION ::= {
    { ID id-DPC-Mode                CRITICALITY reject  EXTENSION DPC-Mode                PRESENCE optional }|
    { ID id-UL-DPDCH-Indicator-For-E-DCH-Operation  CRITICALITY reject  EXTENSION UL-DPDCH-Indicator-For-E-DCH-Operation  PRESENCE conditional },
    -- The IE shall be present if E-DPCH Information IE is present
    ...
}

DL-DPCH-Information-RL-SetupRqstFDD ::= SEQUENCE {
    tFCS                            TFCS,
    dl-DPCH-SlotFormat              DL-DPCH-SlotFormat,
    tFCI-SignallingMode             TFCI-SignallingMode,
    tFCI-Presence                   TFCI-Presence  OPTIONAL,
    -- this IE shall be present if the DL DPCH slot format IE is set to any of the values from 12 to 16 --
    multiplexingPosition            MultiplexingPosition,
    pDSCH-RL-ID                     RL-ID  OPTIONAL,
    -- This IE shall be present if the DSCH Information IE is present --
    pDSCH-CodeMapping               PDSCH-CodeMapping  OPTIONAL,
    -- This IE shall be present if the DSCH Information IE is present --
    powerOffsetInformation           PowerOffsetInformation-RL-SetupRqstFDD,
    fdd-TPC-DownlinkStepSize        FDD-TPC-DownlinkStepSize,
    limitedPowerIncrease             LimitedPowerIncrease,
    innerLoopDLPCStatus             InnerLoopDLPCStatus,
    iE-Extensions                   ProtocolExtensionContainer { { DL-DPCH-Information-RL-SetupRqstFDD-ExtIEs} } OPTIONAL,
    ...
}

DL-DPCH-Information-RL-SetupRqstFDD-ExtIEs NBAP-PROTOCOL-EXTENSION ::= {
    ...
}

PowerOffsetInformation-RL-SetupRqstFDD ::= SEQUENCE {
    p01-ForTFCI-Bits               PowerOffset,
    p02-ForTPC-Bits                 PowerOffset,
    p03-ForPilotBits               PowerOffset,
    iE-Extensions                   ProtocolExtensionContainer { { PowerOffsetInformation-RL-SetupRqstFDD-ExtIEs} } OPTIONAL,
    ...
}

PowerOffsetInformation-RL-SetupRqstFDD-ExtIEs NBAP-PROTOCOL-EXTENSION ::= {
    ...
}

TFCI2-Bearer-Information-RL-SetupRqstFDD ::= SEQUENCE {
    toAWS                           ToAWS,
    toAWE                            ToAWE,
}

```

```

    iE-Extensions          ProtocolExtensionContainer { { TFCI2-Bearer-Information-RL-SetupRqstFDD-ExtIEs } } OPTIONAL,
    ...
}

TFCI2-Bearer-Information-RL-SetupRqstFDD-ExtIEs NBAP-PROTOCOL-EXTENSION ::= {
    { ID id-bindingID          CRITICALITY ignore      EXTENSION BindingID          PRESENCE optional }|
    { ID id-transportlayeraddress CRITICALITY ignore      EXTENSION TransportLayerAddress PRESENCE optional },
    ...
}

RL-InformationList-RL-SetupRqstFDD ::= SEQUENCE (SIZE (1..maxNrOfRLs)) OF
    ProtocolIE-Single-Container{{ RL-InformationItemIE-RL-SetupRqstFDD }}

RL-InformationItemIE-RL-SetupRqstFDD NBAP-PROTOCOL-IES ::= {
    { ID id-RL-InformationItem-RL-SetupRqstFDD          CRITICALITY notify          TYPE          RL-InformationItem-RL-
SetupRqstFDD          PRESENCE mandatory}
}

RL-InformationItem-RL-SetupRqstFDD ::= SEQUENCE {
    rL-ID          RL-ID,
    c-ID          C-ID,
    firstRLS-indicator FirstRLS-Indicator,
    frameOffset    FrameOffset,
    chipOffset     ChipOffset,
    propagationDelay PropagationDelay          OPTIONAL,
    diversityControlField DiversityControlField          OPTIONAL,
    -- This IE shall be present if the RL is not the first one in the RL Information IE
    dl-CodeInformation FDD-DL-CodeInformation,
    initialDL-transmissionPower DL-Power,
    maximumDL-power      DL-Power,
    minimumDL-power      DL-Power,
    not-Used-sSDT-Cell-Identity NULLSSDT-Cell-Identity          OPTIONAL,
    transmitDiversityIndicator TransmitDiversityIndicator          OPTIONAL,
    -- This IE shall be present if Diversity Mode IE in UL DPCH Information group is not set to "none"
    iE-Extensions    ProtocolExtensionContainer { { RL-InformationItem-RL-SetupRqstFDD-ExtIEs } } OPTIONAL,
    ...
}

RL-InformationItem-RL-SetupRqstFDD-ExtIEs NBAP-PROTOCOL-EXTENSION ::= {
{ ID id-SSDT-CellIDforEDSCHPC          CRITICALITY ignore      EXTENSION SSDT-Cell-Identity          PRESENCE conditional }|
-- This IE shall be present if Enhanced DSCH PC IE is present in the DSCH Common Information IE.
    { ID id-RL-Specific-DCH-Info          CRITICALITY ignore      EXTENSION RL-Specific-DCH-Info          PRESENCE optional }|
    { ID id-DelayedActivation              CRITICALITY reject      EXTENSION DelayedActivation              PRESENCE optional }|
{ ID id-Qth-Parameter                  CRITICALITY ignore      EXTENSION Qth-Parameter                  PRESENCE optional }|
    { ID id-Primary-CPICH-Usage-for-Channel-Estimation CRITICALITY ignore      EXTENSION Primary-CPICH-Usage-for-Channel-Estimation PRESENCE
optional }|
    { ID id-Secondary-CPICH-Information          CRITICALITY ignore      EXTENSION CommonPhysicalChannelID          PRESENCE optional }|
    { ID id-E-DCH-RL-Indication              CRITICALITY reject      EXTENSION E-DCH-RL-Indication              PRESENCE optional },
    ...
}

E-DPCH-Information-RL-SetupRqstFDD ::= SEQUENCE {
    minUL-ChannelisationCodeLengthforE-DCH-FDD MinUL-ChannelisationCodeLengthforE-DCH-FDD,
    maxNrOfUL-E-DPDCHs                          MaxNrOfUL-E-DPDCHs                          OPTIONAL,
}

```

```

-- The IE shall be present if Min UL Channelisation Code Length For E-DCH FDD IE equals 2
ul-PunctureLimit          PunctureLimit,
e-TFCS                    E-TFCS,
e-TTI                     E-TTI,
iE-Extensions             ProtocolExtensionContainer { { E-DPCH-Information-RL-SetupRqstFDD-ExtIEs} } OPTIONAL,
...
}

E-DPCH-Information-RL-SetupRqstFDD-ExtIEs NBAP-PROTOCOL-EXTENSION ::= {
...
}

F-DPCH-Information-RL-SetupRqstFDD ::= SEQUENCE {
powerOffsetInformation    PowerOffsetInformation-F-DPCH-RL-SetupRqstFDD,
fdd-TPC-DownlinkStepSize FDD-TPC-DownlinkStepSize,
limitedPowerIncrease      LimitedPowerIncrease,
innerLoopDLPCStatus       InnerLoopDLPCStatus,
iE-Extensions             ProtocolExtensionContainer { { F-DPCH-Information-RL-SetupRqstFDD-ExtIEs} } OPTIONAL,
...
}

F-DPCH-Information-RL-SetupRqstFDD-ExtIEs NBAP-PROTOCOL-EXTENSION ::= {
...
}

PowerOffsetInformation-F-DPCH-RL-SetupRqstFDD ::= SEQUENCE {
pO2-ForTPC-Bits          PowerOffset,
iE-Extensions             ProtocolExtensionContainer { { PowerOffsetInformation-F-DPCH-RL-SetupRqstFDD-ExtIEs} } OPTIONAL,
...
}

PowerOffsetInformation-F-DPCH-RL-SetupRqstFDD-ExtIEs NBAP-PROTOCOL-EXTENSION ::= {
...
}

-- *****
--
-- RADIO LINK SETUP REQUEST TDD
--
-- *****

Partially omitted

-- *****
--
-- RADIO LINK ADDITION REQUEST FDD
--
-- *****

RadioLinkAdditionRequestFDD ::= SEQUENCE {
protocolIEs               ProtocolIE-Container    {{RadioLinkAdditionRequestFDD-IEs}},

```

```

    protocolExtensions      ProtocolExtensionContainer  {{RadioLinkAdditionRequestFDD-Extensions}}          OPTIONAL,
    ...
}

RadioLinkAdditionRequestFDD-IEs NBAP-PROTOCOL-IES ::= {
  { ID id-NodeB-CommunicationContextID      CRITICALITY reject  TYPE NodeB-CommunicationContextID          PRESENCE mandatory } |
  { ID id-Compressed-Mode-Deactivation-Flag  CRITICALITY reject  TYPE Compressed-Mode-Deactivation-Flag      PRESENCE optional } |
  { ID id-RL-InformationList-RL-AdditionRqstFDD  CRITICALITY notify  TYPE RL-InformationList-RL-AdditionRqstFDD  PRESENCE mandatory },
  ...
}

RadioLinkAdditionRequestFDD-Extensions NBAP-PROTOCOL-EXTENSION ::= {
  { ID id-Initial-DL-DPCH-TimingAdjustment-Allowed  CRITICALITY ignore  EXTENSION Initial-DL-DPCH-TimingAdjustment-Allowed
    PRESENCE optional },
  ...
}

RL-InformationList-RL-AdditionRqstFDD ::= SEQUENCE (SIZE (1..maxNrOfRLs-1)) OF ProtocolIE-Single-Container {{ RL-InformationItemIE-RL-AdditionRqstFDD}}

RL-InformationItemIE-RL-AdditionRqstFDD NBAP-PROTOCOL-IES ::= {
  { ID id-RL-InformationItem-RL-AdditionRqstFDD  CRITICALITY notify  TYPE RL-InformationItem-RL-AdditionRqstFDD          PRESENCE mandatory}
}

RL-InformationItem-RL-AdditionRqstFDD ::= SEQUENCE {
  rL-ID                RL-ID,
  c-ID                 C-ID,
  frameOffset          FrameOffset,
  chipOffset           ChipOffset,
  diversityControlField DiversityControlField,
  dl-CodeInformation   FDD-DL-CodeInformation,
  initialDL-TransmissionPower  DL-Power          OPTIONAL,
  maximumDL-Power     DL-Power          OPTIONAL,
  minimumDL-Power     DL-Power          OPTIONAL,
  not-Used-sSDT-CellIdentity NULLSSDT-Cell-Identity OPTIONAL,
  transmitDiversityIndicator  TransmitDiversityIndicator  OPTIONAL,
  iE-Extensions        ProtocolExtensionContainer { { RL-InformationItem-RL-AdditionRqstFDD-ExtIEs } }  OPTIONAL,
  ...
}

RL-InformationItem-RL-AdditionRqstFDD-ExtIEs NBAP-PROTOCOL-EXTENSION ::= {
  { ID id-DLReferencePower          CRITICALITY ignore  EXTENSION DL-Power          PRESENCE optional
  } |
  { ID id-RL-Specific-DCH-Info      CRITICALITY ignore  EXTENSION RL-Specific-DCH-Info  PRESENCE optional
  } |
  { ID id-DelayedActivation          CRITICALITY reject  EXTENSION DelayedActivation    PRESENCE optional
  } |
  { ID id-Qth-Parameter            CRITICALITY ignore  EXTENSION Qth-Parameter        PRESENCE optional
  }
  { ID id-Primary-CPICH-Usage-for-Channel-Estimation  CRITICALITY ignore  EXTENSION Primary-CPICH-Usage-for-Channel-Estimation  PRESENCE optional
  } |
  { ID id-E-DCH-RL-Indication        CRITICALITY reject  EXTENSION E-DCH-RL-Indication  PRESENCE optional
  },
}

```

```

}
...
}
-- *****
--
-- RADIO LINK ADDITION REQUEST TDD
--
-- *****

```

Partially omitted

```

-- *****
--
-- RADIO LINK RECONFIGURATION PREPARE FDD
--
-- *****

```

```

RadioLinkReconfigurationPrepareFDD ::= SEQUENCE {
    protocolIEs          ProtocolIE-Container    {{RadioLinkReconfigurationPrepareFDD-IEs}},
    protocolExtensions   ProtocolExtensionContainer {{RadioLinkReconfigurationPrepareFDD-Extensions}}
    OPTIONAL,
    ...
}

```

```

RadioLinkReconfigurationPrepareFDD-IEs NBAP-PROTOCOL-IES ::= {
    { ID id-NodeB-CommunicationContextID          CRITICALITY reject TYPE NodeB-CommunicationContextID          PRESENCE mandatory }|
    { ID id-UL-DPCH-Information-RL-ReconfPrepFDD  CRITICALITY reject TYPE UL-DPCH-Information-RL-ReconfPrepFDD  PRESENCE optional }|
    { ID id-DL-DPCH-Information-RL-ReconfPrepFDD  CRITICALITY reject TYPE DL-DPCH-Information-RL-ReconfPrepFDD  PRESENCE optional }|
    { ID id-FDD-DCHs-to-Modify                    CRITICALITY reject TYPE FDD-DCHs-to-Modify                    PRESENCE optional }|
    { ID id-DCHs-to-Add-FDD                      CRITICALITY reject TYPE DCH-FDD-Information                      PRESENCE optional }|
    { ID id-DCH-DeleteList-RL-ReconfPrepFDD      CRITICALITY reject TYPE DCH-DeleteList-RL-ReconfPrepFDD      PRESENCE optional }|
    { ID id-DSCH-ModifyList-RL-ReconfPrepFDD     CRITICALITY reject TYPE DSCH-ModifyList-RL-ReconfPrepFDD     PRESENCE optional }|
    { ID id-DSCHs-to-Add-FDD                    CRITICALITY reject TYPE DSCH-FDD-Information                    PRESENCE optional }|
    { ID id-DSCH-DeleteList-RL-ReconfPrepFDD     CRITICALITY reject TYPE DSCH-DeleteList-RL-ReconfPrepFDD     PRESENCE optional }|
    { ID id-TFCI2-BearerSpecificInformation-RL-ReconfPrepFDD CRITICALITY reject TYPE TFCI2-BearerSpecificInformation-RL-ReconfPrepFDD PRESENCE optional }|
    { ID id-RL-InformationList-RL-ReconfPrepFDD  CRITICALITY reject TYPE RL-InformationList-RL-ReconfPrepFDD  PRESENCE optional }|
    { ID id-Transmission-Gap-Pattern-Sequence-Information CRITICALITY reject TYPE Transmission-Gap-Pattern-Sequence-Information PRESENCE optional },
    ...
}

```

```

RadioLinkReconfigurationPrepareFDD-Extensions NBAP-PROTOCOL-EXTENSION ::= {
    { ID id-DSCH-FDD-Common-Information          CRITICALITY ignore EXTENSION DSCH-FDD-Common-Information          PRESENCE optional }|
    { ID id-SignallingBearerRequestIndicator     CRITICALITY reject  EXTENSION SignallingBearerRequestIndicator     PRESENCE optional }|
    { ID id-HSDSCH-FDD-Information              CRITICALITY reject  EXTENSION HSDSCH-FDD-Information              PRESENCE optional }|
    { ID id-HSDSCH-Information-to-Modify        CRITICALITY reject  EXTENSION HSDSCH-Information-to-Modify        PRESENCE optional }|
    { ID id-HSDSCH-MACdFlows-to-Add            CRITICALITY reject  EXTENSION HSDSCH-MACdFlows-to-Add            PRESENCE optional }|
    { ID id-HSDSCH-MACdFlows-to-Delete         CRITICALITY reject  EXTENSION HSDSCH-MACdFlows-to-Delete         PRESENCE optional }|
    { ID id-HSDSCH-RNTI                        CRITICALITY reject  EXTENSION HSDSCH-RNTI                        PRESENCE conditional }|
}

```

-- The IE shall be present if *HS-PDSCH RL ID* IE is present.

```

{ ID id-HSPDSCH-RL-ID                CRITICALITY reject EXTENSION RL-ID                PRESENCE optional } |
{ ID id-E-DPCH-Information-RL-ReconfPrepFDD  CRITICALITY reject EXTENSION E-DPCH-Information-RL-ReconfPrepFDD  PRESENCE optional } |
{ ID id-E-DCH-FDD-Information            CRITICALITY reject EXTENSION E-DCH-FDD-Information            PRESENCE optional } |
{ ID id-E-DCH-FDD-Information-to-Modify     CRITICALITY reject EXTENSION E-DCH-FDD-Information-to-Modify     PRESENCE optional } |
{ ID id-E-DCH-MACdFlows-to-Add            CRITICALITY reject EXTENSION E-DCH-MACdFlows-Information            PRESENCE optional } |
{ ID id-E-DCH-MACdFlows-to-Delete         CRITICALITY reject EXTENSION E-DCH-MACdFlows-to-Delete         PRESENCE optional } |
{ ID id-Serving-E-DCH-RL-ID              CRITICALITY reject EXTENSION Serving-E-DCH-RL-ID              PRESENCE optional } |
{ ID id-F-DPCH-Information-RL-ReconfPrepFDD  CRITICALITY reject EXTENSION F-DPCH-Information-RL-ReconfPrepFDD  PRESENCE optional } |
...
}

UL-DPCH-Information-RL-ReconfPrepFDD ::= SEQUENCE {
    ul-ScramblingCode                UL-ScramblingCode                OPTIONAL,
    ul-SIR-Target                    UL-SIR                            OPTIONAL,
    minUL-ChannelisationCodeLength    MinUL-ChannelisationCodeLength    OPTIONAL,
    maxNrOfUL-DPDCHs                 MaxNrOfUL-DPDCHs                 OPTIONAL,
    -- This IE shall be present if minUL-ChannelisationCodeLength Ie is set to 4
    ul-PunctureLimit                 PunctureLimit                    OPTIONAL,
    tFCS                             TFCS                             OPTIONAL,
    ul-DPCCH-SlotFormat              UL-DPCCH-SlotFormat              OPTIONAL,
    diversityMode                    DiversityMode                      OPTIONAL,
    not-Used-sSDT-CellIDLength      NULLSSDT-CellID-Length          OPTIONAL,
    not-Used-s-FieldLength         NULLS-FieldLength              OPTIONAL,
    iE-Extensions                    ProtocolExtensionContainer { { UL-DPCH-Information-RL-ReconfPrepFDD-ExtIEs } } OPTIONAL,
    ...
}

UL-DPCH-Information-RL-ReconfPrepFDD-ExtIEs NBAP-PROTOCOL-EXTENSION ::= {
    { ID id-UL-DPCH-Indicator-For-E-DCH-Operation CRITICALITY reject EXTENSION UL-DPCH-Indicator-For-E-DCH-Operation PRESENCE conditional
},
    -- The IE shall be present if E-DPCH Information IE is present
    ...
}

DL-DPCH-Information-RL-ReconfPrepFDD ::= SEQUENCE {
    tFCS                             TFCS                             OPTIONAL,
    dl-DPCH-SlotFormat              DL-DPCH-SlotFormat              OPTIONAL,
    tFCI-SignallingMode             TFCI-SignallingMode            OPTIONAL,
    tFCI-Presence                   TFCI-Presence                  OPTIONAL,
    -- This IE shall be present if the DL DPCH Slot Format IE is set to any of the values from 12 to 16
    multiplexingPosition            MultiplexingPosition            OPTIONAL,
    pDSCH-CodeMapping              PDSCH-CodeMapping              OPTIONAL,
    pDSCH-RL-ID                    RL-ID                          OPTIONAL,
    limitedPowerIncrease            LimitedPowerIncrease            OPTIONAL,
    iE-Extensions                    ProtocolExtensionContainer { { DL-DPCH-Information-RL-ReconfPrepFDD-ExtIEs } } OPTIONAL,
    ...
}

DL-DPCH-Information-RL-ReconfPrepFDD-ExtIEs NBAP-PROTOCOL-EXTENSION ::= {
    { ID id-DL-DPCH-Power-Information-RL-ReconfPrepFDD CRITICALITY reject EXTENSION DL-DPCH-Power-Information-RL-ReconfPrepFDD PRESENCE optional
},
    ...
}

```

```

DL-DPCH-Power-Information-RL-ReconfPrepFDD ::= SEQUENCE {
    powerOffsetInformation      PowerOffsetInformation-RL-ReconfPrepFDD,
    fdd-TPC-DownlinkStepSize   FDD-TPC-DownlinkStepSize,
    innerLoopDLPCStatus        InnerLoopDLPCStatus,
    iE-Extensions               ProtocolExtensionContainer { { DL-DPCH-Power-Information-RL-ReconfPrepFDD-ExtIEs } }      OPTIONAL,
    ...
}

DL-DPCH-Power-Information-RL-ReconfPrepFDD-ExtIEs NBAP-PROTOCOL-EXTENSION ::= {
    ...
}

PowerOffsetInformation-RL-ReconfPrepFDD ::= SEQUENCE {
    p01-ForTFCL-Bits           PowerOffset,
    p02-ForTPC-Bits            PowerOffset,
    p03-ForPilotBits           PowerOffset,
    iE-Extensions               ProtocolExtensionContainer { { PowerOffsetInformation-RL-ReconfPrepFDD-ExtIEs } }      OPTIONAL,
    ...
}

PowerOffsetInformation-RL-ReconfPrepFDD-ExtIEs NBAP-PROTOCOL-EXTENSION ::= {
    ...
}

DCH-DeleteList-RL-ReconfPrepFDD ::= SEQUENCE (SIZE (1..maxNrOfDCHs)) OF DCH-DeleteItem-RL-ReconfPrepFDD

DCH-DeleteItem-RL-ReconfPrepFDD ::= SEQUENCE {
    dCH-ID                      DCH-ID,
    iE-Extensions               ProtocolExtensionContainer { { DCH-DeleteItem-RL-ReconfPrepFDD-ExtIEs } }      OPTIONAL,
    ...
}

DCH-DeleteItem-RL-ReconfPrepFDD-ExtIEs NBAP-PROTOCOL-EXTENSION ::= {
    ...
}

DSCH-ModifyList-RL-ReconfPrepFDD ::= SEQUENCE (SIZE (1..maxNrOfDSCHs)) OF ProtocolIE-Single-Container {{DSCH-ModifyItemIE-RL-ReconfPrepFDD }}

DSCH-ModifyItemIE-RL-ReconfPrepFDD NBAP-PROTOCOL-IES ::= {
    { ID      id-DSCH-ModifyItem-RL-ReconfPrepFDD      CRITICALITY reject      TYPE      DSCH-ModifyItem-RL-ReconfPrepFDD      PRESENCE mandatory}
}

DSCH-ModifyItem-RL-ReconfPrepFDD ::= SEQUENCE {
    dSCH-ID                      DSCH-ID,
    dl-TransportFormatSet        TransportFormatSet      OPTIONAL,
    allocationRetentionPriority   AllocationRetentionPriority OPTIONAL,
    frameHandlingPriority         FrameHandlingPriority   OPTIONAL,
    toAWS                         ToAWS                  OPTIONAL,
    toAWE                         ToAWE                  OPTIONAL,
    transportBearerRequestIndicator TransportBearerRequestIndicator,
    iE-Extensions               ProtocolExtensionContainer { { DSCH-ModifyItem-RL-ReconfPrepFDD-ExtIEs } }      OPTIONAL,
    ...
}

```

```

}
DSCH-ModifyItem-RL-ReconfPrepFDD-ExtIEs NBAP-PROTOCOL-EXTENSION ::= {
  { ID id-bindingID CRITICALITY ignore EXTENSION BindingID PRESENCE optional }|
  { ID id-transportlayeraddress CRITICALITY ignore EXTENSION TransportLayerAddress PRESENCE optional },
  ...
}
DSCH-DeleteList-RL-ReconfPrepFDD ::= SEQUENCE (SIZE (1..maxNrOfDSCHs)) OF ProtocolIE-Single-Container {{DSCH-DeleteItemIE-RL-ReconfPrepFDD }}
DSCH-DeleteItemIE-RL-ReconfPrepFDD NBAP-PROTOCOL-IES ::= {
  { ID id-DSCH-DeleteItem-RL-ReconfPrepFDD CRITICALITY reject TYPE DSCH-DeleteItem-RL-ReconfPrepFDD PRESENCE mandatory}
}
DSCH-DeleteItem-RL-ReconfPrepFDD ::= SEQUENCE {
  dSCH-ID DSCH-ID,
  iE-Extensions ProtocolExtensionContainer { { DSCH-DeleteItem-RL-ReconfPrepFDD-ExtIEs} } OPTIONAL,
  ...
}
DSCH-DeleteItem-RL-ReconfPrepFDD-ExtIEs NBAP-PROTOCOL-EXTENSION ::= {
  ...
}
TFCI2-BearerSpecificInformation-RL-ReconfPrepFDD ::= CHOICE {
  addOrModify AddOrModify-TFCI2-RL-ReconfPrepFDD,
  delete NULL
}
AddOrModify-TFCI2-RL-ReconfPrepFDD ::= SEQUENCE {
  toAWS ToAWS,
  toAWE ToAWE,
  iE-Extensions ProtocolExtensionContainer { { AddOrModify-TFCI2-RL-ReconfPrepFDD-ExtIEs} } OPTIONAL,
  ...
}
AddOrModify-TFCI2-RL-ReconfPrepFDD-ExtIEs NBAP-PROTOCOL-EXTENSION ::= {
  { ID id-TFCI2BearerRequestIndicator CRITICALITY reject EXTENSION TFCI2BearerRequestIndicator PRESENCE optional }|
  { ID id-bindingID CRITICALITY ignore EXTENSION BindingID PRESENCE optional }|
  { ID id-transportlayeraddress CRITICALITY ignore EXTENSION TransportLayerAddress PRESENCE optional },
  ...
}
RL-InformationList-RL-ReconfPrepFDD ::= SEQUENCE (SIZE (1..maxNrOfRLs)) OF ProtocolIE-Single-Container {{ RL-InformationItemIE-RL-ReconfPrepFDD }}
RL-InformationItemIE-RL-ReconfPrepFDD NBAP-PROTOCOL-IES ::= {
  { ID id-RL-InformationItem-RL-ReconfPrepFDD CRITICALITY reject TYPE RL-InformationItem-RL-
ReconfPrepFDD PRESENCE mandatory}
}
RL-InformationItem-RL-ReconfPrepFDD ::= SEQUENCE {
  rL-ID RL-ID,
  dl-CodeInformation FDD-DL-CodeInformation OPTIONAL,
}

```



```

maxDL-Power          DL-Power          OPTIONAL,
minDL-Power          DL-Power          OPTIONAL,
not-Used-sSDT-Indication          NULLSSDT-Indication          OPTIONAL,
not-Used-sSDT-Cell-Identity          NULLSSDT-Cell-Identity          OPTIONAL,
-- The IE shall be present if the SSST Indication IE is set to "SSST Active in the UE"
transmitDiversityIndicator          TransmitDiversityIndicator          OPTIONAL,
-- This IE shall be present if Diversity Mode IE is present in UL DPCH Information IE and it is not set to "none"
iE-Extensions          ProtocolExtensionContainer { { RL-InformationItem-RL-ReconfPrepFDD-ExtIEs} }          OPTIONAL,
...
}

RL-InformationItem-RL-ReconfPrepFDD-ExtIEs NBAP-PROTOCOL-EXTENSION ::= {
{ ID id SSST CellIDforEDSCHPC          CRITICALITY ignore          EXTENSION SSST Cell Identity          PRESENCE conditional }|
-- This IE shall be present if Enhanced DSCH PC IE is present in the DSCH Common Information IE.
{ ID id-DLReferencePower          CRITICALITY ignore          EXTENSION DL-Power          PRESENCE optional }|
{ ID id-RL-Specific-DCH-Info          CRITICALITY ignore          EXTENSION RL-Specific-DCH-Info          PRESENCE optional }|
{ ID id-DL-DPCH-TimingAdjustment          CRITICALITY reject          EXTENSION DL-DPCH-TimingAdjustment          PRESENCE optional }|
{ ID id Qth Parameter          CRITICALITY ignore          EXTENSION Qth Parameter          PRESENCE optional }|
{ ID id-Primary-CPICH-Usage-for-Channel-Estimation          CRITICALITY ignore          EXTENSION Primary-CPICH-Usage-for-Channel-Estimation          PRESENCE optional }|
{ ID id-Secondary-CPICH-Information-Change          CRITICALITY ignore          EXTENSION Secondary-CPICH-Information-Change          PRESENCE optional }|
{ ID id-E-DCH-RL-Indication          CRITICALITY reject          EXTENSION E-DCH-RL-Indication          PRESENCE optional }|
...
}

E-DPCH-Information-RL-ReconfPrepFDD ::= SEQUENCE {
minUL-ChannelisationCodeLengthforE-DCH-FDD          MinUL-ChannelisationCodeLengthforE-DCH-FDD          OPTIONAL,
maxNrOfUL-E-DPDCHs          MaxNrOfUL-E-DPDCHs          OPTIONAL,
-- The IE shall be present if Min UL Channelisation Code Length For E-DCH FDD IE equals 2
ul-PunctureLimit          PunctureLimit          OPTIONAL,
e-TFCS          E-TFCS          OPTIONAL,
e-TTI          E-TTI          OPTIONAL,
iE-Extensions          ProtocolExtensionContainer { { E-DPCH-Information-RL-ReconfPrepFDD-ExtIEs} }          OPTIONAL,
...
}

E-DPCH-Information-RL-ReconfPrepFDD-ExtIEs NBAP-PROTOCOL-EXTENSION ::= {
...
}

F-DPCH-Information-RL-ReconfPrepFDD ::= SEQUENCE {
powerOffsetInformation          PowerOffsetInformation-F-DPCH-RL-ReconfPrepFDD,
fdd-TPC-DownlinkStepSize          FDD-TPC-DownlinkStepSize,
limitedPowerIncrease          LimitedPowerIncrease,
innerLoopDLPCStatus          InnerLoopDLPCStatus,
iE-Extensions          ProtocolExtensionContainer { { F-DPCH-Information-RL-ReconfPrepFDD-ExtIEs} }          OPTIONAL,
...
}

F-DPCH-Information-RL-ReconfPrepFDD-ExtIEs NBAP-PROTOCOL-EXTENSION ::= {
...
}

```

```

PowerOffsetInformation-F-DPCH-RL-ReconfPrepFDD ::= SEQUENCE {
    pO2-ForTPC-Bits          PowerOffset,
    iE-Extensions            ProtocolExtensionContainer { { PowerOffsetInformation-F-DPCH-RL-ReconfPrepFDD-ExtIEs} } OPTIONAL,
    ...
}

PowerOffsetInformation-F-DPCH-RL-ReconfPrepFDD-ExtIEs NBAP-PROTOCOL-EXTENSION ::= {
    ...
}

-- *****
--
-- RADIO LINK RECONFIGURATION PREPARE TDD
--
-- *****

```

Partially omitted

9.3.4 Information Elements Definitions

Partially omitted

```

-- =====
-- Q
-- =====

QE-Selector ::= ENUMERATED {
    selected,
    non-selected
}

Qth-Parameter ::= INTEGER (-20..0)
-- Unit dB, Step 1dB

-- =====
-- R
-- =====

RACH-SlotFormat ::= ENUMERATED {
    v0,
    v1,
    v2,
    v3,
    ...
}

RACH-SubChannelNumbers ::= BIT STRING {
    subCh11(0),
    subCh10(1),

```

```

        subCh9(2),
        subCh8(3),
        subCh7(4),
        subCh6(5),
        subCh5(6),
        subCh4(7),
        subCh3(8),
        subCh2(9),
        subCh1(10),
        subCh0(11)
    } (SIZE (12))

RL-Specific-DCH-Info ::= SEQUENCE (SIZE (1..maxNrOfDCHs)) OF RL-Specific-DCH-Info-Item

RL-Specific-DCH-Info-Item ::= SEQUENCE {
    dCH-id                DCH-ID,
    bindingID             BindingID                                OPTIONAL,
    transportlayeraddress TransportLayerAddress                   OPTIONAL,
    iE-Extensions        ProtocolExtensionContainer { { RL-Specific-DCH-Info-Item-ExtIEs} } OPTIONAL,
    ...
}

RL-Specific-DCH-Info-Item-ExtIEs NBAP-PROTOCOL-EXTENSION ::= {
    ...
}

Range-Correction-Rate ::= INTEGER (-127..127)
-- scaling factor 0.032 m/s

ReferenceClockAvailability ::= ENUMERATED {
    available,
    notAvailable
}

ReferenceSFNoffset ::= INTEGER (0..255)

RepetitionLength ::= INTEGER (1..63)

RepetitionPeriod ::= ENUMERATED {
    v1,
    v2,
    v4,
    v8,
    v16,
    v32,
    v64,
    ...
}

RepetitionNumber0 ::= INTEGER (0..255)

RepetitionNumber1 ::= INTEGER (1..256)

```

```

RefTFCNumber ::= INTEGER (0..3)

ReportCharacteristics ::= CHOICE {
    onDemand          NULL,
    periodic          ReportCharacteristicsType-ReportPeriodicity,
    event-a           ReportCharacteristicsType-EventA,
    event-b           ReportCharacteristicsType-EventB,
    event-c           ReportCharacteristicsType-EventC,
    event-d           ReportCharacteristicsType-EventD,
    event-e           ReportCharacteristicsType-EventE,
    event-f           ReportCharacteristicsType-EventF,
    ...,
    extension-ReportCharacteristics  Extension-ReportCharacteristics
}

Extension-ReportCharacteristics ::= ProtocolIE-Single-Container {{ Extension-ReportCharacteristicsIE }}

Extension-ReportCharacteristicsIE NBAP-PROTOCOL-IES ::= {
    { ID id-ReportCharacteristicsType-OnModification  CRITICALITY reject  TYPE ReportCharacteristicsType-OnModification  PRESENCE mandatory }
}

ReportCharacteristicsType-EventA ::= SEQUENCE {
    measurementThreshold      ReportCharacteristicsType-MeasurementThreshold,
    measurementHysteresisTime  ReportCharacteristicsType-ScaledMeasurementHysteresisTime          OPTIONAL,
    iE-Extensions              ProtocolExtensionContainer { { ReportCharacteristicsType-EventA-ExtIEs } }  OPTIONAL,
    ...
}

ReportCharacteristicsType-EventA-ExtIEs NBAP-PROTOCOL-EXTENSION ::= {
    ...
}

ReportCharacteristicsType-EventB ::= SEQUENCE {
    measurementThreshold      ReportCharacteristicsType-MeasurementThreshold,
    measurementHysteresisTime  ReportCharacteristicsType-ScaledMeasurementHysteresisTime          OPTIONAL,
    iE-Extensions              ProtocolExtensionContainer { { ReportCharacteristicsType-EventB-ExtIEs } }  OPTIONAL,
    ...
}

ReportCharacteristicsType-EventB-ExtIEs NBAP-PROTOCOL-EXTENSION ::= {
    ...
}

ReportCharacteristicsType-EventC ::= SEQUENCE {
    measurementIncreaseThreshold  ReportCharacteristicsType-MeasurementIncreaseDecreaseThreshold,
    measurementChangeTime          ReportCharacteristicsType-ScaledMeasurementChangeTime,
    iE-Extensions                  ProtocolExtensionContainer { { ReportCharacteristicsType-EventC-ExtIEs } }  OPTIONAL,
    ...
}

ReportCharacteristicsType-EventC-ExtIEs NBAP-PROTOCOL-EXTENSION ::= {
    ...
}

```

```

ReportCharacteristicsType-EventD ::= SEQUENCE {
    measurementDecreaseThreshold    ReportCharacteristicsType-MeasurementIncreaseDecreaseThreshold,
    measurementChangeTime          ReportCharacteristicsType-ScaledMeasurementChangeTime,
    iE-Extensions                  ProtocolExtensionContainer { { ReportCharacteristicsType-EventD-ExtIEs} }    OPTIONAL,
    ...
}

ReportCharacteristicsType-EventD-ExtIEs NBAP-PROTOCOL-EXTENSION ::= {
    ...
}

ReportCharacteristicsType-EventE ::= SEQUENCE {
    measurementThreshold1          ReportCharacteristicsType-MeasurementThreshold,
    measurementThreshold2          ReportCharacteristicsType-MeasurementThreshold    OPTIONAL,
    measurementHysteresisTime      ReportCharacteristicsType-ScaledMeasurementHysteresisTime    OPTIONAL,
    reportPeriodicity              ReportCharacteristicsType-ReportPeriodicity    OPTIONAL,
    iE-Extensions                  ProtocolExtensionContainer { { ReportCharacteristicsType-EventE-ExtIEs} }    OPTIONAL,
    ...
}

ReportCharacteristicsType-EventE-ExtIEs NBAP-PROTOCOL-EXTENSION ::= {
    ...
}

ReportCharacteristicsType-EventF ::= SEQUENCE {
    measurementThreshold1          ReportCharacteristicsType-MeasurementThreshold,
    measurementThreshold2          ReportCharacteristicsType-MeasurementThreshold    OPTIONAL,
    measurementHysteresisTime      ReportCharacteristicsType-ScaledMeasurementHysteresisTime    OPTIONAL,
    reportPeriodicity              ReportCharacteristicsType-ReportPeriodicity    OPTIONAL,
    iE-Extensions                  ProtocolExtensionContainer { { ReportCharacteristicsType-EventF-ExtIEs} }    OPTIONAL,
    ...
}

ReportCharacteristicsType-EventF-ExtIEs NBAP-PROTOCOL-EXTENSION ::= {
    ...
}

ReportCharacteristicsType-OnModification ::= SEQUENCE {
    measurementThreshold          ReportCharacteristicsType-MeasurementThreshold,
    iE-Extensions                  ProtocolExtensionContainer { { ReportCharacteristicsType-OnModification-ExtIEs} }    OPTIONAL,
    ...
}

ReportCharacteristicsType-OnModification-ExtIEs NBAP-PROTOCOL-EXTENSION ::= {
    ...
}

ReportCharacteristicsType-MeasurementIncreaseDecreaseThreshold ::= CHOICE {
    received-total-wide-band-power    Received-total-wide-band-power-Value-IncrDecrThres,
    transmitted-carrier-power        Transmitted-Carrier-Power-Value,
    acknowledged-prach-preambles     Acknowledged-PRACH-preambles-Value,
    uL-TimeslotISCP                  UL-TimeslotISCP-Value-IncrDecrThres,
}

```

```

sir                SIR-Value-IncrDecrThres,
sir-error          SIR-Error-Value-IncrDecrThres,
transmitted-code-power  Transmitted-Code-Power-Value-IncrDecrThres,
rscp              RSCP-Value-IncrDecrThres,
round-trip-time   Round-Trip-Time-IncrDecrThres,
acknowledged-PCPCH-access-preambles  Acknowledged-PCPCH-access-preambles,
detected-PCPCH-access-preambles       Detected-PCPCH-access-preambles,
...,
extension-ReportCharacteristicsType-MeasurementIncreaseDecreaseThreshold  Extension-ReportCharacteristicsType-
MeasurementIncreaseDecreaseThreshold
}

Extension-ReportCharacteristicsType-MeasurementIncreaseDecreaseThreshold ::= ProtocolIE-Single-Container {{ Extension-ReportCharacteristicsType-
MeasurementIncreaseDecreaseThresholdIE }}

Extension-ReportCharacteristicsType-MeasurementIncreaseDecreaseThresholdIE NBAP-PROTOCOL-IES ::= {
{ ID id-TransmittedCarrierPowerOfAllCodesNotUsedForHS-PDSCHOrHS-SCCHTransmission CRITICALITY reject TYPE
TransmittedCarrierPowerOfAllCodesNotUsedForHS-PDSCHOrHS-SCCHTransmissionValue PRESENCE mandatory }|
{ ID id-Transmitted-Carrier-Power-For-CellPortion CRITICALITY reject TYPE Transmitted-Carrier-Power-Value PRESENCE mandatory }|
{ ID id-Received-total-wide-band-power-For-CellPortion CRITICALITY reject TYPE Received-total-wide-band-power-Value-IncrDecrThres PRESENCE
mandatory }|
{ ID id-TransmittedCarrierPowerOfAllCodesNotUsedForHS-PDSCHOrHS-SCCHTransmissionCellPortion CRITICALITY reject TYPE
TransmittedCarrierPowerOfAllCodesNotUsedForHS-PDSCHOrHS-SCCHTransmissionValue PRESENCE mandatory }|
{ ID id-UpPTSInterferenceValue CRITICALITY reject TYPE UpPTSInterferenceValue PRESENCE mandatory }
}

ReportCharacteristicsType-MeasurementThreshold ::= CHOICE {
received-total-wide-band-power Received-total-wide-band-power-Value,
transmitted-carrier-power Transmitted-Carrier-Power-Value,
acknowledged-prach-preambles Acknowledged-PRACH-preambles-Value,
uL-TimeslotISCP UL-TimeslotISCP-Value,
sir SIR-Value,
sir-error SIR-Error-Value,
transmitted-code-power Transmitted-Code-Power-Value,
rscp RSCP-Value,
rx-timing-deviation Rx-Timing-Deviation-Value,
round-trip-time Round-Trip-Time-Value,
acknowledged-PCPCH-access-preambles Acknowledged-PCPCH-access-preambles,
detected-PCPCH-access-preambles Detected-PCPCH-access-preambles,
...,
extension-ReportCharacteristicsType-MeasurementThreshold Extension-ReportCharacteristicsType-MeasurementThreshold
}

Extension-ReportCharacteristicsType-MeasurementThreshold ::= ProtocolIE-Single-Container {{ Extension-ReportCharacteristicsType-
MeasurementThresholdIE }}

Extension-ReportCharacteristicsType-MeasurementThresholdIE NBAP-PROTOCOL-IES ::= {
{ ID id-TUTRANGPSMeasurementThresholdInformation CRITICALITY reject TYPE TUTRANGPSMeasurementThresholdInformation PRESENCE mandatory }|
{ ID id-SFNSFNMeasurementThresholdInformation CRITICALITY reject TYPE SFNSFNMeasurementThresholdInformation PRESENCE mandatory }|
{ ID id-Rx-Timing-Deviation-Value-LCR CRITICALITY reject TYPE Rx-Timing-Deviation-Value-LCR PRESENCE mandatory }|
{ ID id-HS-SICH-Reception-Quality-Measurement-Value CRITICALITY reject TYPE HS-SICH-Reception-Quality-Measurement-Value PRESENCE mandatory }|
{ ID id-TransmittedCarrierPowerOfAllCodesNotUsedForHS-PDSCHOrHS-SCCHTransmission CRITICALITY reject TYPE
TransmittedCarrierPowerOfAllCodesNotUsedForHS-PDSCHOrHS-SCCHTransmissionValue PRESENCE mandatory }|

```

```

    { ID id-HS-DSCHRequiredPowerValue          CRITICALITY reject TYPE HS-DSCHRequiredPowerValue          PRESENCE mandatory } |
    { ID id-TransmittedCarrierPowerForCellPortion CRITICALITY reject TYPE TransmittedCarrierPowerValue PRESENCE mandatory } |
    { ID id-Received-total-wide-band-power-For-CellPortion CRITICALITY reject TYPE Received-total-wide-band-power-Value PRESENCE mandatory } |
    { ID id-TransmittedCarrierPowerOfAllCodesNotUsedForHS-PDSCHOrHS-SCCHTransmissionCellPortion CRITICALITY reject TYPE
TransmittedCarrierPowerOfAllCodesNotUsedForHS-PDSCHOrHS-SCCHTransmissionValue PRESENCE mandatory } |
    { ID id-UpPTSInterferenceValue              CRITICALITY reject TYPE UpPTSInterferenceValue              PRESENCE mandatory } |
    { ID id-DLTransmissionBranchLoadValue       CRITICALITY reject TYPE DLTransmissionBranchLoadValue       PRESENCE mandatory } |
    { ID id-HS-DSCHRequiredPowerValue-For-Cell-Portion CRITICALITY reject TYPE HS-DSCHRequiredPowerValue PRESENCE mandatory }
}

ReportCharacteristicsType-ScaledMeasurementChangeTime ::= CHOICE {
    msec          MeasurementChangeTime-Scaledmsec,
    ...
}

MeasurementChangeTime-Scaledmsec ::= INTEGER (1..6000,...)
-- MeasurementChangeTime-Scaledmsec = Time * 10
-- Unit ms, Range 10ms .. 60000ms(1min), Step 10ms

ReportCharacteristicsType-ScaledMeasurementHysteresisTime ::= CHOICE {
    msec          MeasurementHysteresisTime-Scaledmsec,
    ...
}

MeasurementHysteresisTime-Scaledmsec ::= INTEGER (1..6000,...)
-- MeasurementHysteresisTime-Scaledmsec = Time * 10
-- Unit ms, Range 10ms .. 60000ms(1min), Step 10ms

ReportCharacteristicsType-ReportPeriodicity ::= CHOICE {
    msec          ReportPeriodicity-Scaledmsec,
    min           ReportPeriodicity-Scaledmin,
    ...
}

ReportPeriodicity-Scaledmsec ::= INTEGER (1..6000,...)
-- ReportPeriodicity-msec = ReportPeriodicity * 10
-- Unit ms, Range 10ms .. 60000ms(1min), Step 10ms

ReportPeriodicity-Scaledmin ::= INTEGER (1..60,...)
-- Unit min, Range 1min .. 60min(hour), Step 1min

ReportPeriodicity-Scaledhour ::= INTEGER (1..24,...)
-- Unit hour, Range 1hour .. 24hours(day), Step 1hour

ResourceOperationalState ::= ENUMERATED {
    enabled,
    disabled
}

RL-ID ::= INTEGER (0..31)

RL-Set-ID ::= INTEGER (0..31)

```

```

RLC-Mode ::= ENUMERATED {
    rLC-AM,
    rLC-UM,
    ...
}

Round-Trip-Time-IncrDecrThres ::= INTEGER(0..32766)

RNC-ID ::= INTEGER (0..4095)

Round-Trip-Time-Value ::= INTEGER(0..32767)
-- According to mapping in [22]

RSCP-Value ::= INTEGER (0..127)
-- According to mapping in [23]

RSCP-Value-IncrDecrThres ::= INTEGER (0..126)

Received-total-wide-band-power-For-CellPortion-Value ::= SEQUENCE (SIZE (1..maxNrOfCellPortionsPerCell)) OF Received-total-wide-band-power-For-CellPortion-Value-Item

Received-total-wide-band-power-For-CellPortion-Value-Item ::= SEQUENCE{
    cellPortionID CellPortionID,
    received-total-wide-band-power-value Received-total-wide-band-power-Value,
    iE-Extensions ProtocolExtensionContainer { { Received-total-wide-band-power-For-CellPortion-Value-Item-ExtIEs} }
    OPTIONAL,
    ...
}

Received-total-wide-band-power-For-CellPortion-Value-Item-ExtIEs NBAP-PROTOCOL-EXTENSION ::= {
    ...
}

Received-total-wide-band-power-Value ::= INTEGER(0..621)
-- According to mapping in [22]/[23]

Received-total-wide-band-power-Value-IncrDecrThres ::= INTEGER (0..620)

RequestedDataValueInformation ::= CHOICE {
    informationAvailable InformationAvailable,
    informationnotAvailable InformationnotAvailable
}

InformationAvailable ::= SEQUENCE {
    requesteddataValue RequestedDataValue,
    ie-Extensions ProtocolExtensionContainer { { InformationAvailableItem-ExtIEs} } OPTIONAL,
    ...
}

```



```

InformationAvailableItem-ExtIEs NBAP-PROTOCOL-EXTENSION ::= {
    ...
}

InformationnotAvailable ::= NULL

RequestedDataValue ::= SEQUENCE {
    dgps-corrections          DGPSCorrections                OPTIONAL,
    gps-navandrecovery        GPS-NavigationModel-and-TimeRecovery OPTIONAL,
    gps-ionos-model           GPS-Ionospheric-Model           OPTIONAL,
    gps-utc-model             GPS-UTC-Model                   OPTIONAL,
    gps-almanac               GPS-Almanac                     OPTIONAL,
    gps-rt-integrity          GPS-RealTime-Integrity          OPTIONAL,
    gpsrxpos                  GPS-RX-POS                      OPTIONAL,
    iE-Extensions            ProtocolExtensionContainer { { RequestedDataValue-ExtIEs } } OPTIONAL,
    ...
}

RequestedDataValue-ExtIEs NBAP-PROTOCOL-EXTENSION ::= {
    ...
}

Rx-Timing-Deviation-Value ::= INTEGER (0..8191)
-- According to mapping in [23]

Rx-Timing-Deviation-Value-LCR ::= INTEGER (0..511)
-- According to mapping in [23]

-- =====
-- S
-- =====

AdjustmentPeriod          ::= INTEGER(1..256)
-- Unit Frame

SAT-ID ::= INTEGER (0..63)

SAT-Info-Almanac ::= SEQUENCE (SIZE (1..maxNoSat)) OF SAT-Info-Almanac-Item

SAT-Info-Almanac-Item ::= SEQUENCE {
    data-id          DATA-ID,
    sat-id           SAT-ID,
    gps-e-alm        BIT STRING (SIZE (16)),
    gps-toa-alm      BIT STRING (SIZE (8)),
    gps-delta-I-alm  BIT STRING (SIZE (16)),
    omegadot-alm     BIT STRING (SIZE (16)),
    svhealth-alm     BIT STRING (SIZE (8)),
    gps-a-sqrt-alm   BIT STRING (SIZE (24)),
    omegazero-alm    BIT STRING (SIZE (24)),
    m-zero-alm       BIT STRING (SIZE (24)),
    gps-omega-alm    BIT STRING (SIZE (24)),

```

```

    gps-af-zero-alm    BIT STRING (SIZE (11)),
    gps-af-one-alm    BIT STRING (SIZE (11)),
    ie-Extensions     ProtocolExtensionContainer { { SAT-Info-Almanac-Item-ExtIEs } }      OPTIONAL,
    ...
} -- This GPS-Almanac-Information is for the 1st 16 satellites

SAT-Info-Almanac-Item-ExtIEs NBAP-PROTOCOL-EXTENSION ::= {
    ...
}

SAT-Info-Almanac-ExtList ::= SEQUENCE (SIZE (1..maxNrOfSatAlmanac-maxNoSat)) OF SAT-Info-Almanac-ExtItem

SAT-Info-Almanac-ExtItem ::= SEQUENCE {
    data-id           DATA-ID,
    sat-id            SAT-ID,
    gps-e-alm         BIT STRING (SIZE (16)),
    gps-toa-alm       BIT STRING (SIZE (8)),
    gps-delta-I-alm   BIT STRING (SIZE (16)),
    omegadot-alm      BIT STRING (SIZE (16)),
    svhealth-alm      BIT STRING (SIZE (8)),
    gps-a-sqrt-alm    BIT STRING (SIZE (24)),
    omegazero-alm     BIT STRING (SIZE (24)),
    m-zero-alm        BIT STRING (SIZE (24)),
    gps-omega-alm     BIT STRING (SIZE (24)),
    gps-af-zero-alm   BIT STRING (SIZE (11)),
    gps-af-one-alm    BIT STRING (SIZE (11)),
    ie-Extensions     ProtocolExtensionContainer { { SAT-Info-Almanac-ExtItemIEs } }      OPTIONAL,
    ...
} -- Includes the GPS-Almanac-Information for 17th through 32nd satellites.

SAT-Info-Almanac-ExtItemIEs NBAP-PROTOCOL-EXTENSION ::= {
    ...
}

SAT-Info-DGPSCorrections ::= SEQUENCE (SIZE (1..maxNoSat)) OF SAT-Info-DGPSCorrections-Item

SAT-Info-DGPSCorrections-Item ::= SEQUENCE {
    sat-id            SAT-ID,
    iode-dgps         BIT STRING (SIZE (8)),
    udre              UDRE,
    prc               PRC,
    range-correction-rate Range-Correction-Rate,
    ie-Extensions     ProtocolExtensionContainer { { SAT-Info-DGPSCorrections-Item-ExtIEs } } OPTIONAL,
    ...
}

SAT-Info-DGPSCorrections-Item-ExtIEs NBAP-PROTOCOL-EXTENSION ::= {
    ...
}

```

```

SATInfo-RealTime-Integrity ::= SEQUENCE (SIZE (1..maxNoSat)) OF SAT-Info-RealTime-Integrity-Item

SAT-Info-RealTime-Integrity-Item ::= SEQUENCE {
    bad-sat-id      SAT-ID,
    ie-Extensions   ProtocolExtensionContainer { { SAT-Info-RealTime-Integrity-Item-ExtIEs } }    OPTIONAL,
    ...
}

SAT-Info-RealTime-Integrity-Item-ExtIEs NBAP-PROTOCOL-EXTENSION ::= {
    ...
}

ScaledAdjustmentRatio      ::= INTEGER(0..100)
-- AdjustmentRatio = ScaledAdjustmentRatio / 100

MaxAdjustmentStep          ::= INTEGER(1..10)
-- Unit Slot

SchedulingPriorityIndicator ::= INTEGER (0..15)    -- lowest (0), highest (15)

SID ::= INTEGER (0..maxNrOfMACdPDUIndexes-1)

ScramblingCodeNumber ::= INTEGER (0..15)

Secondary-CPICH-Information-Change ::= CHOICE {
    new-secondary-CPICH      CommonPhysicalChannelID,
    secondary-CPICH-shall-not-be-used  NULL,
    ...
}

SecondaryCCPCH-SlotFormat ::= INTEGER(0..17,...)

Segment-Type ::= ENUMERATED {
    first-segment,
    first-segment-short,
    subsequent-segment,
    last-segment,
    last-segment-short,
    complete-SIB,
    complete-SIB-short,
    ...
}

Serving-E-DCH-RL-ID ::= CHOICE {
    serving-E-DCH-RL-in-this-NodeB      Serving-E-DCH-RL-in-this-NodeB,
    serving-E-DCH-RL-not-in-this-NodeB  NULL,
    ...
}

Serving-E-DCH-RL-in-this-NodeB ::= SEQUENCE {
    rL-ID      RL-ID,
    iE-Extensions   ProtocolExtensionContainer { { Serving-E-DCH-RL-in-this-NodeB-ExtIEs } }    OPTIONAL,
}

```

```

    ...
}
Serving-E-DCH-RL-in-this-NodeB-ExtIEs NBAP-PROTOCOL-EXTENSION ::= {
    ...
}

```

```

S-FieldLength ::= ENUMERATED {
    v1,
    v2,
    ...
}

```

```

SFN ::= INTEGER (0..4095)

```

```

SFNSFN-FDD ::= INTEGER (0..614399)

```

```

SFNSFN-TDD ::= INTEGER (0..40961)

```

```

SFNSFNChangeLimit ::= INTEGER (1..256)
-- Unit chip, Step 1/16 chip, Range 1/16..16 chip

```

```

SFNSFNDriftRate ::= INTEGER (-100..100)
-- Unit chip/s, Step 1/256 chip/s, Range -100/256..+100/256 chip/s

```

```

SFNSFNDriftRateQuality ::= INTEGER (0..100)
-- Unit chip/s, Step 1/256 chip/s, Range 0..100/256 chip/s

```

```

SFNSFNMeasurementThresholdInformation ::= SEQUENCE {
    sFNSFNChangeLimit          SFNSFNChangeLimit          OPTIONAL,
    predictedSFNSFNDeviationLimit PredictedSFNSFNDeviationLimit OPTIONAL,
    iE-Extensions              ProtocolExtensionContainer { { SFNSFNMeasurementThresholdInformation-ExtIEs} } OPTIONAL,
    ...
}

```

```

SFNSFNMeasurementThresholdInformation-ExtIEs NBAP-PROTOCOL-EXTENSION ::= {
    ...
}

```

```

SFNSFNMeasurementValueInformation ::= SEQUENCE {
    successfulNeighbouringCellSFNSFNObservedTimeDifferenceMeasurementInformation SEQUENCE (SIZE(1..maxNrOfMeasNCell)) OF
        SEQUENCE {
            uC-Id          UC-Id,
            sFNSFNValue    SFNSFNValue,
            sFNSFNQuality  SFNSFNQuality          OPTIONAL,
            sFNSFNDriftRate SFNSFNDriftRate,
            sFNSFNDriftRateQuality SFNSFNDriftRateQuality OPTIONAL,
            sFNSFNTimeStampInformation SFNSFNTimeStampInformation,
            iE-Extensions  ProtocolExtensionContainer { { SuccessfulNeighbouringCellSFNSFNObservedTimeDifferenceMeasurementInformationItem-ExtIEs} } OPTIONAL,
            ...
        }
}

```

```

    },
    unsuccessfullNeighbouringCellSFNSFNObservedTimeDifferenceMeasurementInformation SEQUENCE (SIZE(0..maxNrOfMeasNCell-1)) OF
    SEQUENCE {
        uC-Id UC-Id,
        iE-Extensions ProtocolExtensionContainer { { UnsuccessfullNeighbouringCellSFNSFNObservedTimeDifferenceMeasurementInformationItem-
ExtIEs} } OPTIONAL,
        ...
    },
    iE-Extensions ProtocolExtensionContainer { { SFNSFNMeasurementValueInformationItem-ExtIEs} } OPTIONAL,
    ...
}

SFNSFNMeasurementValueInformationItem-ExtIEs NBAP-PROTOCOL-EXTENSION ::= {
    ...
}

SuccessfullNeighbouringCellSFNSFNObservedTimeDifferenceMeasurementInformationItem-ExtIEs NBAP-PROTOCOL-EXTENSION ::= {
    ...
}

UnsuccessfullNeighbouringCellSFNSFNObservedTimeDifferenceMeasurementInformationItem-ExtIEs NBAP-PROTOCOL-EXTENSION ::= {
    ...
}

SFNSFNQuality ::= INTEGER (0..255)
-- Unit chip, Step 1/16 chip, Range 0.. 255/16 chip

ShutdownTimer ::= INTEGER (1..3600)
-- Unit sec

SIB-Originator ::= ENUMERATED {
    nodeB,
    cRNC,
    ...
}

SIR-Error-Value ::= INTEGER (0..125)
-- According to mapping in [22]

SFNSFNTimeStampInformation ::= CHOICE {
    sFNSFNTimeStamp-FDD SFN,
    sFNSFNTimeStamp-TDD SFNSFNTimeStamp-TDD,
    ...}

SFNSFNTimeStamp-TDD ::= SEQUENCE {
    sFN SFN,
    timeSlot TimeSlot,
    iE-Extensions ProtocolExtensionContainer { { SFNSFNTimeStamp-ExtIEs} } OPTIONAL,

```

```

}
...
}
SFNSFNTimeStamp-ExtIEs NBAP-PROTOCOL-EXTENSION ::= {
    ...
}

SFNSFNValue ::= CHOICE {
    sFNSFN-FDD      SFNSFN-FDD,
    sFNSFN-TDD     SFNSFN-TDD,
    ...
}

SIR-Error-Value-IncrDecrThres ::= INTEGER (0..124)

SIR-Value ::= INTEGER (0..63)
-- According to mapping in [22]/[23]

SIR-Value-IncrDecrThres ::= INTEGER (0..62)

SignallingBearerRequestIndicator ::= ENUMERATED {bearerRequested}

SpecialBurstScheduling ::= INTEGER (1..256) -- Number of frames between special burst transmission during DTX

SSDT-Cell-Identity ::= ENUMERATED {a, b, c, d, e, f, g, h}

SSDT-CellID-Length ::= ENUMERATED {
    short,
    medium,
    long
}

SSDT-Indication ::= ENUMERATED {
    ssdt-active-in-the-UE,
    ssdt-not-active-in-the-UE
}

Start-Of-Audit-Sequence-Indicator ::= ENUMERATED {
    start-of-audit-sequence,
    not-start-of-audit-sequence
}

STTD-Indicator ::= ENUMERATED {
    active,
    inactive,
    ...
}

SSDT-SupportIndicator ::= ENUMERATED {
    not-UsedsSDT-Supported,

```

```

    sSDT-not-supported
}

SyncCase ::= INTEGER (1..2,...)

SYNCDLCodeId ::= INTEGER (1..32,...)

SyncFrameNumber ::= INTEGER (1..10)

SynchronisationReportCharacteristics ::= SEQUENCE {
    synchronisationReportCharacteristicsType    SynchronisationReportCharacteristicsType,
    synchronisationReportCharactThreExc        SynchronisationReportCharactThreExc    OPTIONAL,
    -- This IE shall be included if the synchronisationReportCharacteristicsType IE is set to "thresholdExceeding".
    iE-Extensions                             ProtocolExtensionContainer { { SynchronisationReportCharacteristics-ExtIEs } } OPTIONAL,
    ...
}

SynchronisationReportCharacteristics-ExtIEs NBAP-PROTOCOL-EXTENSION ::= {
    { ID id-SyncDLCodeIdThreInfoLCR CRITICALITY ignore EXTENSION    SyncDLCodeIdThreInfoLCR    PRESENCE optional },
    ...
}

SynchronisationReportCharactThreExc ::= SEQUENCE (SIZE (1..maxNrOfCellSyncBursts)) OF SynchronisationReportCharactThreInfoItem -- Mandatory for
3.84Mcps TDD only. Not Applicable to 1.28Mcps TDD.

SynchronisationReportCharactThreInfoItem ::= SEQUENCE {
    syncFrameNumber                SyncFrameNumber,
    cellSyncBurstInformation        SEQUENCE (SIZE (1.. maxNrOfReceptsPerSyncFrame)) OF SynchronisationReportCharactCellSyncBurstInfoItem,
    iE-Extensions                  ProtocolExtensionContainer { { SynchronisationReportCharactThreInfoItem-ExtIEs } }    OPTIONAL,
    ...
}

SynchronisationReportCharactThreInfoItem-ExtIEs NBAP-PROTOCOL-EXTENSION ::= {
    ...
}

SynchronisationReportCharactCellSyncBurstInfoItem ::= SEQUENCE {
    cellSyncBurstCode              CellSyncBurstCode,
    cellSyncBurstCodeShift         CellSyncBurstCodeShift,
    cellSyncBurstTiming            CellSyncBurstTiming            OPTIONAL,
    cellSyncBurstTimingThreshold   CellSyncBurstTimingThreshold  OPTIONAL,
    iE-Extensions                  ProtocolExtensionContainer { { SynchronisationReportCharactCellSyncBurstInfoItem-ExtIEs } }    OPTIONAL,
    ...
}

SynchronisationReportCharactCellSyncBurstInfoItem-ExtIEs NBAP-PROTOCOL-EXTENSION ::= {
    ...
}

SyncDLCodeIdThreInfoLCR ::= SEQUENCE (SIZE (0..maxNrOfSyncFramesLCR)) OF SyncDLCodeIdThreInfoList --Mandatory for 1.28Mcps TDD only. Not Applicable
to 3.84Mcps TDD.

SyncDLCodeIdThreInfoList ::= SEQUENCE {

```

```

syncFrameNoToReceive          SyncFrameNumber,
syncDLCodeIdInfoLCR          SyncDLCodeInfoListLCR,
iE-Extensions                 ProtocolExtensionContainer { { SyncDLCodeIdThreInfoList-ExtIEs } }    OPTIONAL,
...
}

SyncDLCodeIdThreInfoList-ExtIEs NBAP-PROTOCOL-EXTENSION ::= {
...
}

SyncDLCodeInfoListLCR ::= SEQUENCE (SIZE (1..maxNrOfSyncDLCodesLCR)) OF SyncDLCodeInfoItemLCR

SyncDLCodeInfoItemLCR ::= SEQUENCE {
syncDLCodeId                  SYNCdLCodeId,
syncDLCodeIdArrivTime         CellSyncBurstTimingLCR                OPTIONAL,
syncDLCodeIdTimingThre       CellSyncBurstTimingThreshold        OPTIONAL,
iE-Extensions                 ProtocolExtensionContainer { { SyncDLCodeInfoItem-LCR-ExtIEs } }    OPTIONAL,
...
}

SyncDLCodeInfoItem-LCR-ExtIEs NBAP-PROTOCOL-EXTENSION ::= {
...
}

SynchronisationReportCharacteristicsType ::= ENUMERATED {
frameRelated,
sFNperiodRelated,
cycleLengthRelated,
thresholdExceeding,
frequencyAcquisitionCompleted,
...
}

SynchronisationReportType ::= ENUMERATED {
initialPhase,
steadyStatePhase,
lateEntrantCell,
frequencyAcquisition,
...
}

-- =====
-- T
-- =====

```

Partially omitted

9.3.6 Constant Definitions

```

-- *****
--
-- Constant definitions

```



```

--
-- *****
NBAP-Constants {
itu-t (0) identified-organization (4) etsi (0) mobileDomain (0)
umts-Access (20) modules (3) nbap (2) version1 (1) nbap-Constants (4)}

DEFINITIONS AUTOMATIC TAGS ::=

BEGIN

IMPORTS
    ProcedureCode,
    ProtocolIE-ID
FROM NBAP-CommonDataTypes;

-- *****
--
-- Elementary Procedures
--
-- *****

id-audit                ProcedureCode ::= 0
id-auditRequired        ProcedureCode ::= 1
id-blockResource        ProcedureCode ::= 2
id-cellDeletion         ProcedureCode ::= 3
id-cellReconfiguration  ProcedureCode ::= 4
id-cellSetup            ProcedureCode ::= 5
id-cellSynchronisationInitiation ProcedureCode ::= 45
id-cellSynchronisationReconfiguration ProcedureCode ::= 46
id-cellSynchronisationReporting ProcedureCode ::= 47
id-cellSynchronisationTermination ProcedureCode ::= 48
id-cellSynchronisationFailure ProcedureCode ::= 49
id-commonMeasurementFailure ProcedureCode ::= 6
id-commonMeasurementInitiation ProcedureCode ::= 7
id-commonMeasurementReport ProcedureCode ::= 8
id-commonMeasurementTermination ProcedureCode ::= 9
id-commonTransportChannelDelete ProcedureCode ::= 10
id-commonTransportChannelReconfigure ProcedureCode ::= 11
id-commonTransportChannelSetup ProcedureCode ::= 12
id-compressedModeCommand ProcedureCode ::= 14
id-dedicatedMeasurementFailure ProcedureCode ::= 16
id-dedicatedMeasurementInitiation ProcedureCode ::= 17
id-dedicatedMeasurementReport ProcedureCode ::= 18
id-dedicatedMeasurementTermination ProcedureCode ::= 19
id-downlinkPowerControl ProcedureCode ::= 20
id-downlinkPowerTimeslotControl ProcedureCode ::= 38
id-errorIndicationForCommon ProcedureCode ::= 35
id-errorIndicationForDedicated ProcedureCode ::= 21
id-informationExchangeFailure ProcedureCode ::= 40
id-informationExchangeInitiation ProcedureCode ::= 41
id-informationExchangeTermination ProcedureCode ::= 42
id-informationReporting ProcedureCode ::= 43

```

```

id-BearerRearrangement          ProcedureCode ::= 50
id-mBMSNotificationUpdate       ProcedureCode ::= 53
id-physicalSharedChannelReconfiguration ProcedureCode ::= 37
id-privateMessageForCommon      ProcedureCode ::= 36
id-privateMessageForDedicated   ProcedureCode ::= 22
id-radioLinkAddition            ProcedureCode ::= 23
id-radioLinkDeletion            ProcedureCode ::= 24
id-radioLinkFailure             ProcedureCode ::= 25
id-radioLinkPreemption          ProcedureCode ::= 39
id-radioLinkRestoration         ProcedureCode ::= 26
id-radioLinkSetup               ProcedureCode ::= 27
id-reset                        ProcedureCode ::= 13
id-resourceStatusIndication     ProcedureCode ::= 28
id-cellSynchronisationAdjustment ProcedureCode ::= 44
id-synchronisedRadioLinkReconfigurationCancellation ProcedureCode ::= 29
id-synchronisedRadioLinkReconfigurationCommit ProcedureCode ::= 30
id-synchronisedRadioLinkReconfigurationPreparation ProcedureCode ::= 31
id-systemInformationUpdate      ProcedureCode ::= 32
id-unblockResource              ProcedureCode ::= 33
id-unSynchronisedRadioLinkReconfiguration ProcedureCode ::= 34
id-radioLinkActivation          ProcedureCode ::= 51
id-radioLinkParameterUpdate     ProcedureCode ::= 52

```

```

-- *****
--
-- Lists
--
-- *****

```

```

maxNrOfCodes          INTEGER ::= 10
maxNrOfDLTSS          INTEGER ::= 15
maxNrOfDLTSLCRs       INTEGER ::= 6
maxNrOfErrors         INTEGER ::= 256
maxNrOfTFs            INTEGER ::= 32
maxNrOfTFCs           INTEGER ::= 1024
maxNrOfRLs            INTEGER ::= 16
maxNrOfRLs-1          INTEGER ::= 15 -- maxNrOfRLs - 1
maxNrOfRLs-2          INTEGER ::= 14 -- maxNrOfRLs - 2
maxNrOfRLSets         INTEGER ::= maxNrOfRLs
maxNrOfDPCHs          INTEGER ::= 240
maxNrOfDPCHLCRs       INTEGER ::= 240
maxNrOfSCCPCHs        INTEGER ::= 8
maxNrOfSCCPCHsinExt   INTEGER ::= 232
maxNrOfCPCHs          INTEGER ::= 16
maxNrOfPCPCHs         INTEGER ::= 64
maxNrOfDCHs           INTEGER ::= 128
maxNrOfDSCHs          INTEGER ::= 32
maxNrOfFACHs          INTEGER ::= 8
maxNrOfCCTrCHs        INTEGER ::= 16
maxNrOfPDSCHs         INTEGER ::= 256
maxNrOfHSPDSCHs       INTEGER ::= 16
maxNrOfPUSCHs         INTEGER ::= 256
maxNrOfPDSCHSets     INTEGER ::= 256

```

```

maxNrOfPRACHLCRs          INTEGER ::= 8
maxNrOfPUSCHSets          INTEGER ::= 256
maxNrOfSCCPCHLCRs        INTEGER ::= 8
maxNrOfSCCPCHsLCRinExt    INTEGER ::= 88
maxNrOfULTSs              INTEGER ::= 15
maxNrOfULTSLCRs          INTEGER ::= 6
maxNrOfUSCHs              INTEGER ::= 32
maxAPSigNum               INTEGER ::= 16
maxNrOfSlotFormatsPRACH  INTEGER ::= 8
maxCellinNodeB            INTEGER ::= 256
maxCCPinNodeB             INTEGER ::= 256
maxCPCHCell               INTEGER ::= maxNrOfCPCHs
maxCTFC                   INTEGER ::= 16777215
maxLocalCellinNodeB       INTEGER ::= maxCellinNodeB
maxNoofLen                 INTEGER ::= 7
maxFPACHCell              INTEGER ::= 8
maxRACHCell               INTEGER ::= maxPRACHCell
maxPRACHCell              INTEGER ::= 16
maxPCPCHCell              INTEGER ::= 64
maxSCCPCHCell             INTEGER ::= 32
maxSCCPCHCellinExt        INTEGER ::= 208 -- maxNrOfSCCPCHs + maxNrOfSCCPCHsinExt - maxSCCPCHCell
maxSCCPCHCellinExtLCR     INTEGER ::= 64 -- maxNrOfSCCPCHLCRs + maxNrOfSCCPCHsLCRinExt - maxSCCPCHCell
maxSCPICHCell             INTEGER ::= 32
maxTTI-count              INTEGER ::= 4
maxIBSEG                  INTEGER ::= 16
maxIB                      INTEGER ::= 64
maxFACHCell               INTEGER ::= 256 -- maxNrOfFACHs * maxSCCPCHCell
maxRateMatching           INTEGER ::= 256
maxCodeNrComp-1           INTEGER ::= 256
maxHS-PDSCHCodeNrComp-1   INTEGER ::= 15
maxHS-SCCHCodeNrComp-1    INTEGER ::= 127
maxNrOfCellSyncBursts     INTEGER ::= 10
maxNrOfCodeGroups         INTEGER ::= 256
maxNrOfReceptsPerSyncFrame INTEGER ::= 16
maxNrOfMeasNCell          INTEGER ::= 96
maxNrOfMeasNCell-1        INTEGER ::= 95 -- maxNrOfMeasNCell - 1
maxNrOfTFICGroups         INTEGER ::= 256
maxNrOfTFIC1Combs         INTEGER ::= 512
maxNrOfTFIC2Combs         INTEGER ::= 1024
maxNrOfTFIC2Combs-1       INTEGER ::= 1023
maxNrOfSF                  INTEGER ::= 8
maxTGPS                   INTEGER ::= 6
maxCommunicationContext    INTEGER ::= 1048575
maxNrOfLevels              INTEGER ::= 256
maxNoSat                   INTEGER ::= 16
maxNoGPSItems             INTEGER ::= 8
maxNrOfHSSCCHs            INTEGER ::= 32
maxNrOfHSSICHs            INTEGER ::= 4
maxNrOfSyncFramesLCR      INTEGER ::= 512
maxNrOfReceptionsperSyncFrameLCR INTEGER ::= 8
maxNrOfSyncDLCodesLCR     INTEGER ::= 32
maxNrOfHSSCCHCodes        INTEGER ::= 4
maxNrOfMACdFlows          INTEGER ::= 8

```

```

maxNrOfMACdFlows-1          INTEGER ::= 7    -- maxNrOfMACdFlows - 1
maxNrOfMACdPDUIndexes       INTEGER ::= 8
maxNrOfMACdPDUIndexes-1    INTEGER ::= 7    -- maxNoOfMACdPDUIndexes - 1
maxNrOfNIs                  INTEGER ::= 256
maxNrOfPriorityQueues       INTEGER ::= 8
maxNrOfPriorityQueues-1    INTEGER ::= 7    -- maxNoOfPriorityQueues - 1
maxNrOfHARQProcesses       INTEGER ::= 8
maxNrOfContextsOnUeList    INTEGER ::= 16
maxNrOfCellPortionsPerCell INTEGER ::= 64
maxNrOfCellPortionsPerCell-1 INTEGER ::= 63
maxNrOfPriorityClasses      INTEGER ::= 16
maxNrOfSatAlmanac-maxNoSat INTEGER ::= 16 -- maxNrofSatAlmanac - maxNoSat
maxE-AGCH-CodeNrComp-1    INTEGER ::= 1    -- FFS
maxE-RGCH-E-HICH-CodeNrComp-1 INTEGER ::= 1 -- FFS
maxNrOfDDIs               INTEGER ::= 1    -- FFS
maxNrOfE-AGCHs            INTEGER ::= 1    -- FFS
maxNrOfEDCHMACdFlows      INTEGER ::= 8    -- FFS
maxNrOfEDCHMACdFlows-1    INTEGER ::= 7    -- FFS
maxNrOfE-RGCHs-E-HICHs    INTEGER ::= 1    -- FFS
maxNrofSigSeqRGHI-1      INTEGER ::= 39

```

```

-- *****
--
-- IEs
--
-- *****

```

```

id-AICH-Information          ProtocolIE-ID ::= 0
id-AICH-InformationItem-ResourceStatusInd ProtocolIE-ID ::= 1
id-BCH-Information          ProtocolIE-ID ::= 7
id-BCH-InformationItem-ResourceStatusInd ProtocolIE-ID ::= 8
id-BCCH-ModificationTime    ProtocolIE-ID ::= 9
id-BlockingPriorityIndicator ProtocolIE-ID ::= 10
id-Cause                    ProtocolIE-ID ::= 13
id-CCP-InformationItem-AuditRsp ProtocolIE-ID ::= 14
id-CCP-InformationList-AuditRsp ProtocolIE-ID ::= 15
id-CCP-InformationItem-ResourceStatusInd ProtocolIE-ID ::= 16
id-Cell-InformationItem-AuditRsp ProtocolIE-ID ::= 17
id-Cell-InformationItem-ResourceStatusInd ProtocolIE-ID ::= 18
id-Cell-InformationList-AuditRsp ProtocolIE-ID ::= 19
id-CellParameterID         ProtocolIE-ID ::= 23
id-CFN                     ProtocolIE-ID ::= 24
id-C-ID                    ProtocolIE-ID ::= 25
id-CommonMeasurementAccuracy ProtocolIE-ID ::= 39
id-CommonMeasurementObjectType-CM-Rpirt ProtocolIE-ID ::= 31
id-CommonMeasurementObjectType-CM-Rqst ProtocolIE-ID ::= 32
id-CommonMeasurementObjectType-CM-Rsp ProtocolIE-ID ::= 33
id-CommonMeasurementType    ProtocolIE-ID ::= 34
id-CommonPhysicalChannelID  ProtocolIE-ID ::= 35
id-CommonPhysicalChannelType-CTCH-SetupRqstFDD ProtocolIE-ID ::= 36
id-CommonPhysicalChannelType-CTCH-SetupRqstTDD ProtocolIE-ID ::= 37
id-CommunicationControlPortID ProtocolIE-ID ::= 40
id-ConfigurationGenerationID ProtocolIE-ID ::= 43

```

id-CRNC-CommunicationContextID	ProtocolIE-ID ::= 44
id-CriticalityDiagnostics	ProtocolIE-ID ::= 45
id-DCHs-to-Add-FDD	ProtocolIE-ID ::= 48
id-DCH-AddList-RL-ReconfPrepTDD	ProtocolIE-ID ::= 49
id-DCHs-to-Add-TDD	ProtocolIE-ID ::= 50
id-DCH-DeleteList-RL-ReconfPrepFDD	ProtocolIE-ID ::= 52
id-DCH-DeleteList-RL-ReconfPrepTDD	ProtocolIE-ID ::= 53
id-DCH-DeleteList-RL-ReconfRqstFDD	ProtocolIE-ID ::= 54
id-DCH-DeleteList-RL-ReconfRqstTDD	ProtocolIE-ID ::= 55
id-DCH-FDD-Information	ProtocolIE-ID ::= 56
id-DCH-TDD-Information	ProtocolIE-ID ::= 57
id-DCH-InformationResponse	ProtocolIE-ID ::= 59
id-FDD-DCHs-to-Modify	ProtocolIE-ID ::= 62
id-TDD-DCHs-to-Modify	ProtocolIE-ID ::= 63
id-DCH-ModifyList-RL-ReconfRqstTDD	ProtocolIE-ID ::= 65
id-DCH-RearrangeList-Bearer-RearrangeInd	ProtocolIE-ID ::= 135
id-DedicatedMeasurementObjectType-DM-Rprt	ProtocolIE-ID ::= 67
id-DedicatedMeasurementObjectType-DM-Rqst	ProtocolIE-ID ::= 68
id-DedicatedMeasurementObjectType-DM-Rsp	ProtocolIE-ID ::= 69
id-DedicatedMeasurementType	ProtocolIE-ID ::= 70
id-DL-CCTrCH-InformationItem-RL-SetupRqstTDD	ProtocolIE-ID ::= 72
id-DL-CCTrCH-InformationList-RL-AdditionRqstTDD	ProtocolIE-ID ::= 73
id-DL-CCTrCH-InformationList-RL-SetupRqstTDD	ProtocolIE-ID ::= 76
id-DL-DPCH-InformationItem-RL-AdditionRqstTDD	ProtocolIE-ID ::= 77
id-DL-DPCH-InformationList-RL-SetupRqstTDD	ProtocolIE-ID ::= 79
id-DL-DPCH-Information-RL-ReconfPrepFDD	ProtocolIE-ID ::= 81
id-DL-DPCH-Information-RL-ReconfRqstFDD	ProtocolIE-ID ::= 82
id-DL-DPCH-Information-RL-SetupRqstFDD	ProtocolIE-ID ::= 83
id-DL-DPCH-TimingAdjustment	ProtocolIE-ID ::= 21
id-DL-ReferencePowerInformationItem-DL-PC-Rqst	ProtocolIE-ID ::= 84
id-DLReferencePower	ProtocolIE-ID ::= 85
id-DLReferencePowerList-DL-PC-Rqst	ProtocolIE-ID ::= 86
id-DSCH-AddItem-RL-ReconfPrepFDD	ProtocolIE-ID ::= 87
id-DSCHs-to-Add-FDD	ProtocolIE-ID ::= 89
id-DSCH-DeleteItem-RL-ReconfPrepFDD	ProtocolIE-ID ::= 91
id-DSCH-DeleteList-RL-ReconfPrepFDD	ProtocolIE-ID ::= 93
id-DSCHs-to-Add-TDD	ProtocolIE-ID ::= 96
id-DSCH-Information-DeleteList-RL-ReconfPrepTDD	ProtocolIE-ID ::= 98
id-DSCH-Information-ModifyList-RL-ReconfPrepTDD	ProtocolIE-ID ::= 100
id-DSCH-InformationResponse	ProtocolIE-ID ::= 105
id-DSCH-FDD-Information	ProtocolIE-ID ::= 106
id-DSCH-TDD-Information	ProtocolIE-ID ::= 107
id-DSCH-ModifyItem-RL-ReconfPrepFDD	ProtocolIE-ID ::= 108
id-DSCH-ModifyList-RL-ReconfPrepFDD	ProtocolIE-ID ::= 112
id-DSCH-RearrangeList-Bearer-RearrangeInd	ProtocolIE-ID ::= 136
id-End-Of-Audit-Sequence-Indicator	ProtocolIE-ID ::= 113
id-FACH-Information	ProtocolIE-ID ::= 116
id-FACH-InformationItem-ResourceStatusInd	ProtocolIE-ID ::= 117
id-FACH-ParametersList-CTCH-ReconfRqstTDD	ProtocolIE-ID ::= 120
id-FACH-ParametersListIE-CTCH-SetupRqstFDD	ProtocolIE-ID ::= 121
id-FACH-ParametersListIE-CTCH-SetupRqstTDD	ProtocolIE-ID ::= 122
id-IndicationType-ResourceStatusInd	ProtocolIE-ID ::= 123
id-Local-Cell-ID	ProtocolIE-ID ::= 124

id-Local-Cell-Group-InformationItem-AuditRsp	ProtocolIE-ID ::= 2
id-Local-Cell-Group-InformationItem-ResourceStatusInd	ProtocolIE-ID ::= 3
id-Local-Cell-Group-InformationItem2-ResourceStatusInd	ProtocolIE-ID ::= 4
id-Local-Cell-Group-InformationList-AuditRsp	ProtocolIE-ID ::= 5
id-Local-Cell-InformationItem-AuditRsp	ProtocolIE-ID ::= 125
id-Local-Cell-InformationItem-ResourceStatusInd	ProtocolIE-ID ::= 126
id-Local-Cell-InformationItem2-ResourceStatusInd	ProtocolIE-ID ::= 127
id-Local-Cell-InformationList-AuditRsp	ProtocolIE-ID ::= 128
id-AdjustmentPeriod	ProtocolIE-ID ::= 129
id-MaxAdjustmentStep	ProtocolIE-ID ::= 130
id-MaximumTransmissionPower	ProtocolIE-ID ::= 131
id-MeasurementFilterCoefficient	ProtocolIE-ID ::= 132
id-MeasurementID	ProtocolIE-ID ::= 133
id-MessageStructure	ProtocolIE-ID ::= 115
id-MIB-SB-SIB-InformationList-SystemInfoUpdateRqst	ProtocolIE-ID ::= 134
id-NodeB-CommunicationContextID	ProtocolIE-ID ::= 143
id-NeighbouringCellMeasurementInformation	ProtocolIE-ID ::= 455
id-P-CCPCH-Information	ProtocolIE-ID ::= 144
id-P-CCPCH-InformationItem-ResourceStatusInd	ProtocolIE-ID ::= 145
id-P-CPICH-Information	ProtocolIE-ID ::= 146
id-P-CPICH-InformationItem-ResourceStatusInd	ProtocolIE-ID ::= 147
id-P-SCH-Information	ProtocolIE-ID ::= 148
id-PCCPCH-Information-Cell-ReconfRqstTDD	ProtocolIE-ID ::= 150
id-PCCPCH-Information-Cell-SetupRqstTDD	ProtocolIE-ID ::= 151
id-PCH-Parameters-CTCH-ReconfRqstTDD	ProtocolIE-ID ::= 155
id-PCH-ParametersItem-CTCH-SetupRqstFDD	ProtocolIE-ID ::= 156
id-PCH-ParametersItem-CTCH-SetupRqstTDD	ProtocolIE-ID ::= 157
id-PCH-Information	ProtocolIE-ID ::= 158
id-PDSCH-Information-AddListIE-PSCH-ReconfRqst	ProtocolIE-ID ::= 161
id-PDSCH-Information-ModifyListIE-PSCH-ReconfRqst	ProtocolIE-ID ::= 162
id-PDSCHSets-AddList-PSCH-ReconfRqst	ProtocolIE-ID ::= 163
id-PDSCHSets-DeleteList-PSCH-ReconfRqst	ProtocolIE-ID ::= 164
id-PDSCHSets-ModifyList-PSCH-ReconfRqst	ProtocolIE-ID ::= 165
id-PICH-Information	ProtocolIE-ID ::= 166
id-PICH-Parameters-CTCH-ReconfRqstTDD	ProtocolIE-ID ::= 168
id-PowerAdjustmentType	ProtocolIE-ID ::= 169
id-PRACH-Information	ProtocolIE-ID ::= 170
id-PrimaryCCPCH-Information-Cell-ReconfRqstFDD	ProtocolIE-ID ::= 175
id-PrimaryCCPCH-Information-Cell-SetupRqstFDD	ProtocolIE-ID ::= 176
id-PrimaryCPICH-Information-Cell-ReconfRqstFDD	ProtocolIE-ID ::= 177
id-PrimaryCPICH-Information-Cell-SetupRqstFDD	ProtocolIE-ID ::= 178
id-PrimarySCH-Information-Cell-ReconfRqstFDD	ProtocolIE-ID ::= 179
id-PrimarySCH-Information-Cell-SetupRqstFDD	ProtocolIE-ID ::= 180
id-PrimaryScramblingCode	ProtocolIE-ID ::= 181
id-SCH-Information-Cell-ReconfRqstTDD	ProtocolIE-ID ::= 183
id-SCH-Information-Cell-SetupRqstTDD	ProtocolIE-ID ::= 184
id-PUSCH-Information-AddListIE-PSCH-ReconfRqst	ProtocolIE-ID ::= 185
id-PUSCH-Information-ModifyListIE-PSCH-ReconfRqst	ProtocolIE-ID ::= 186
id-PUSCHSets-AddList-PSCH-ReconfRqst	ProtocolIE-ID ::= 187
id-PUSCHSets-DeleteList-PSCH-ReconfRqst	ProtocolIE-ID ::= 188
id-PUSCHSets-ModifyList-PSCH-ReconfRqst	ProtocolIE-ID ::= 189
id-RACH-Information	ProtocolIE-ID ::= 190
id-RACH-ParametersItem-CTCH-SetupRqstFDD	ProtocolIE-ID ::= 196

id-RACH-ParameterItem-CTCH-SetupRqstTDD	ProtocolIE-ID ::= 197
id-ReportCharacteristics	ProtocolIE-ID ::= 198
id-Reporting-Object-RL-FailureInd	ProtocolIE-ID ::= 199
id-Reporting-Object-RL-RestoreInd	ProtocolIE-ID ::= 200
id-RL-InformationItem-DM-Rprt	ProtocolIE-ID ::= 202
id-RL-InformationItem-DM-Rqst	ProtocolIE-ID ::= 203
id-RL-InformationItem-DM-Rsp	ProtocolIE-ID ::= 204
id-RL-InformationItem-RL-AdditionRqstFDD	ProtocolIE-ID ::= 205
id-RL-informationItem-RL-DeletionRqst	ProtocolIE-ID ::= 206
id-RL-InformationItem-RL-FailureInd	ProtocolIE-ID ::= 207
id-RL-InformationItem-RL-PreemptRequiredInd	ProtocolIE-ID ::= 286
id-RL-InformationItem-RL-ReconfPrepFDD	ProtocolIE-ID ::= 208
id-RL-InformationItem-RL-ReconfRqstFDD	ProtocolIE-ID ::= 209
id-RL-InformationItem-RL-RestoreInd	ProtocolIE-ID ::= 210
id-RL-InformationItem-RL-SetupRqstFDD	ProtocolIE-ID ::= 211
id-RL-InformationList-RL-AdditionRqstFDD	ProtocolIE-ID ::= 212
id-RL-informationList-RL-DeletionRqst	ProtocolIE-ID ::= 213
id-RL-InformationList-RL-PreemptRequiredInd	ProtocolIE-ID ::= 237
id-RL-InformationList-RL-ReconfPrepFDD	ProtocolIE-ID ::= 214
id-RL-InformationList-RL-ReconfRqstFDD	ProtocolIE-ID ::= 215
id-RL-InformationList-RL-SetupRqstFDD	ProtocolIE-ID ::= 216
id-RL-InformationResponseItem-RL-AdditionRspFDD	ProtocolIE-ID ::= 217
id-RL-InformationResponseItem-RL-ReconfReady	ProtocolIE-ID ::= 218
id-RL-InformationResponseItem-RL-ReconfRsp	ProtocolIE-ID ::= 219
id-RL-InformationResponseItem-RL-SetupRspFDD	ProtocolIE-ID ::= 220
id-RL-InformationResponseList-RL-AdditionRspFDD	ProtocolIE-ID ::= 221
id-RL-InformationResponseList-RL-ReconfReady	ProtocolIE-ID ::= 222
id-RL-InformationResponseList-RL-ReconfRsp	ProtocolIE-ID ::= 223
id-RL-InformationResponseList-RL-SetupRspFDD	ProtocolIE-ID ::= 224
id-RL-InformationResponse-RL-AdditionRspTDD	ProtocolIE-ID ::= 225
id-RL-InformationResponse-RL-SetupRspTDD	ProtocolIE-ID ::= 226
id-RL-Information-RL-AdditionRqstTDD	ProtocolIE-ID ::= 227
id-RL-Information-RL-ReconfRqstTDD	ProtocolIE-ID ::= 228
id-RL-Information-RL-ReconfPrepTDD	ProtocolIE-ID ::= 229
id-RL-Information-RL-SetupRqstTDD	ProtocolIE-ID ::= 230
id-RL-ReconfigurationFailureItem-RL-ReconfFailure	ProtocolIE-ID ::= 236
id-RL-Set-InformationItem-DM-Rprt	ProtocolIE-ID ::= 238
id-RL-Set-InformationItem-DM-Rsp	ProtocolIE-ID ::= 240
id-RL-Set-InformationItem-RL-FailureInd	ProtocolIE-ID ::= 241
id-RL-Set-InformationItem-RL-RestoreInd	ProtocolIE-ID ::= 242
id-S-CCPCH-Information	ProtocolIE-ID ::= 247
id-S-CPICH-Information	ProtocolIE-ID ::= 249
id-SCH-Information	ProtocolIE-ID ::= 251
id-S-SCH-Information	ProtocolIE-ID ::= 253
id-Secondary-CCPCHListIE-CTCH-ReconfRqstTDD	ProtocolIE-ID ::= 257
id-Secondary-CCPCH-parameterListIE-CTCH-SetupRqstTDD	ProtocolIE-ID ::= 258
id-Secondary-CCPCH-Parameters-CTCH-ReconfRqstTDD	ProtocolIE-ID ::= 259
id-SecondaryCPICH-InformationItem-Cell-ReconfRqstFDD	ProtocolIE-ID ::= 260
id-SecondaryCPICH-InformationItem-Cell-SetupRqstFDD	ProtocolIE-ID ::= 261
id-SecondaryCPICH-InformationList-Cell-ReconfRqstFDD	ProtocolIE-ID ::= 262
id-SecondaryCPICH-InformationList-Cell-SetupRqstFDD	ProtocolIE-ID ::= 263
id-SecondarySCH-Information-Cell-ReconfRqstFDD	ProtocolIE-ID ::= 264
id-SecondarySCH-Information-Cell-SetupRqstFDD	ProtocolIE-ID ::= 265

id-SegmentInformationListIE-SystemInfoUpdate	ProtocolIE-ID ::= 266
id-SFN	ProtocolIE-ID ::= 268
id-SignallingBearerRequestIndicator	ProtocolIE-ID ::= 138
id-ShutdownTimer	ProtocolIE-ID ::= 269
id-Start-Of-Audit-Sequence-Indicator	ProtocolIE-ID ::= 114
id-Successful-RL-InformationRespItem-RL-AdditionFailureFDD	ProtocolIE-ID ::= 270
id-Successful-RL-InformationRespItem-RL-SetupFailureFDD	ProtocolIE-ID ::= 271
id-SyncCase	ProtocolIE-ID ::= 274
id-SyncCaseIndicatorItem-Cell-SetupRqstTDD-PSCH	ProtocolIE-ID ::= 275
id-T-Cell	ProtocolIE-ID ::= 276
id-TargetCommunicationControlPortID	ProtocolIE-ID ::= 139
id-TimeSlotConfigurationList-Cell-ReconfRqstTDD	ProtocolIE-ID ::= 277
id-TimeSlotConfigurationList-Cell-SetupRqstTDD	ProtocolIE-ID ::= 278
id-TransmissionDiversityApplied	ProtocolIE-ID ::= 279
id-TypeOfError	ProtocolIE-ID ::= 508
id-UARFCNforNt	ProtocolIE-ID ::= 280
id-UARFCNforNd	ProtocolIE-ID ::= 281
id-UARFCNforNu	ProtocolIE-ID ::= 282
id-UL-CCTrCH-InformationItem-RL-SetupRqstTDD	ProtocolIE-ID ::= 284
id-UL-CCTrCH-InformationList-RL-AdditionRqstTDD	ProtocolIE-ID ::= 285
id-UL-CCTrCH-InformationList-RL-SetupRqstTDD	ProtocolIE-ID ::= 288
id-UL-DPCH-InformationItem-RL-AdditionRqstTDD	ProtocolIE-ID ::= 289
id-UL-DPCH-InformationList-RL-SetupRqstTDD	ProtocolIE-ID ::= 291
id-UL-DPCH-Information-RL-ReconfPrepFDD	ProtocolIE-ID ::= 293
id-UL-DPCH-Information-RL-ReconfRqstFDD	ProtocolIE-ID ::= 294
id-UL-DPCH-Information-RL-SetupRqstFDD	ProtocolIE-ID ::= 295
id-Unsuccessful-RL-InformationRespItem-RL-AdditionFailureFDD	ProtocolIE-ID ::= 296
id-Unsuccessful-RL-InformationRespItem-RL-SetupFailureFDD	ProtocolIE-ID ::= 297
id-Unsuccessful-RL-InformationResp-RL-AdditionFailureTDD	ProtocolIE-ID ::= 300
id-Unsuccessful-RL-InformationResp-RL-SetupFailureTDD	ProtocolIE-ID ::= 301
id-USCH-Information-Add	ProtocolIE-ID ::= 302
id-USCH-Information-DeleteList-RL-ReconfPrepTDD	ProtocolIE-ID ::= 304
id-USCH-Information-ModifyList-RL-ReconfPrepTDD	ProtocolIE-ID ::= 306
id-USCH-InformationResponse	ProtocolIE-ID ::= 309
id-USCH-Information	ProtocolIE-ID ::= 310
id-USCH-RearrangeList-Bearer-RearrangeInd	ProtocolIE-ID ::= 141
id-Active-Pattern-Sequence-Information	ProtocolIE-ID ::= 315
id-AICH-ParametersListIE-CTCH-ReconfRqstFDD	ProtocolIE-ID ::= 316
id-AdjustmentRatio	ProtocolIE-ID ::= 317
id-AP-AICH-Information	ProtocolIE-ID ::= 320
id-AP-AICH-ParametersListIE-CTCH-ReconfRqstFDD	ProtocolIE-ID ::= 322
id-FACH-ParametersListIE-CTCH-ReconfRqstFDD	ProtocolIE-ID ::= 323
id-CauseLevel-PSCH-ReconfFailure	ProtocolIE-ID ::= 324
id-CauseLevel-RL-AdditionFailureFDD	ProtocolIE-ID ::= 325
id-CauseLevel-RL-AdditionFailureTDD	ProtocolIE-ID ::= 326
id-CauseLevel-RL-ReconfFailure	ProtocolIE-ID ::= 327
id-CauseLevel-RL-SetupFailureFDD	ProtocolIE-ID ::= 328
id-CauseLevel-RL-SetupFailureTDD	ProtocolIE-ID ::= 329
id-CDCA-ICH-Information	ProtocolIE-ID ::= 330
id-CDCA-ICH-ParametersListIE-CTCH-ReconfRqstFDD	ProtocolIE-ID ::= 332
id-Closed-Loop-Timing-Adjustment-Mode	ProtocolIE-ID ::= 333
id-CommonPhysicalChannelType-CTCH-ReconfRqstFDD	ProtocolIE-ID ::= 334
id-Compressed-Mode-Deactivation-Flag	ProtocolIE-ID ::= 335

id-CPCH-Information	ProtocolIE-ID ::= 336
id-CPCH-Parameters-CTCH-SetupRsp	ProtocolIE-ID ::= 342
id-CPCH-ParametersListIE-CTCH-ReconfRqstFDD	ProtocolIE-ID ::= 343
id-DL-CCTrCH-InformationAddList-RL-ReconfPrepTDD	ProtocolIE-ID ::= 346
id-DL-CCTrCH-InformationDeleteItem-RL-ReconfRqstTDD	ProtocolIE-ID ::= 347
id-DL-CCTrCH-InformationDeleteList-RL-ReconfPrepTDD	ProtocolIE-ID ::= 348
id-DL-CCTrCH-InformationDeleteList-RL-ReconfRqstTDD	ProtocolIE-ID ::= 349
id-DL-CCTrCH-InformationModifyItem-RL-ReconfRqstTDD	ProtocolIE-ID ::= 350
id-DL-CCTrCH-InformationModifyList-RL-ReconfPrepTDD	ProtocolIE-ID ::= 351
id-DL-CCTrCH-InformationModifyList-RL-ReconfRqstTDD	ProtocolIE-ID ::= 352
id-DL-DPCH-InformationAddListIE-RL-ReconfPrepTDD	ProtocolIE-ID ::= 353
id-DL-DPCH-InformationModify-AddListIE-RL-ReconfPrepTDD	ProtocolIE-ID ::= 355
id-DL-DPCH-InformationModify-DeleteListIE-RL-ReconfPrepTDD	ProtocolIE-ID ::= 356
id-DL-DPCH-InformationModify-ModifyListIE-RL-ReconfPrepTDD	ProtocolIE-ID ::= 357
id-DL-TPC-Pattern01Count	ProtocolIE-ID ::= 358
id-DPC-Mode	ProtocolIE-ID ::= 450
id-DPCHConstant	ProtocolIE-ID ::= 359
id-DSCH-FDD-Common-Information	ProtocolIE-ID ::= 94
id-EnhancedDSCHPC	ProtocolIE-ID ::= 110
id-EnhancedDSCHPCIndicator	ProtocolIE-ID ::= 111
id-FACH-ParametersList-CTCH-SetupRsp	ProtocolIE-ID ::= 362
id-Limited-power-increase-information-Cell-SetupRqstFDD	ProtocolIE-ID ::= 369
id-PCH-Parameters-CTCH-SetupRsp	ProtocolIE-ID ::= 374
id-PCH-ParametersItem-CTCH-ReconfRqstFDD	ProtocolIE-ID ::= 375
id-PCPCH-Information	ProtocolIE-ID ::= 376
id-PICH-ParametersItem-CTCH-ReconfRqstFDD	ProtocolIE-ID ::= 380
id-PRACHConstant	ProtocolIE-ID ::= 381
id-PRACH-ParametersListIE-CTCH-ReconfRqstFDD	ProtocolIE-ID ::= 383
id-PUSCHConstant	ProtocolIE-ID ::= 384
id-RACH-Parameters-CTCH-SetupRsp	ProtocolIE-ID ::= 385
id-Unused-ProtocolIE-ID-443SSDT-CellIDforEDSCHPC	ProtocolIE-ID ::= 443
id-Synchronisation-Configuration-Cell-ReconfRqst	ProtocolIE-ID ::= 393
id-Synchronisation-Configuration-Cell-SetupRqst	ProtocolIE-ID ::= 394
id-Transmission-Gap-Pattern-Sequence-Information	ProtocolIE-ID ::= 395
id-UL-CCTrCH-InformationAddList-RL-ReconfPrepTDD	ProtocolIE-ID ::= 396
id-UL-CCTrCH-InformationDeleteItem-RL-ReconfRqstTDD	ProtocolIE-ID ::= 397
id-UL-CCTrCH-InformationDeleteList-RL-ReconfPrepTDD	ProtocolIE-ID ::= 398
id-UL-CCTrCH-InformationDeleteList-RL-ReconfRqstTDD	ProtocolIE-ID ::= 399
id-UL-CCTrCH-InformationModifyItem-RL-ReconfRqstTDD	ProtocolIE-ID ::= 400
id-UL-CCTrCH-InformationModifyList-RL-ReconfPrepTDD	ProtocolIE-ID ::= 401
id-UL-CCTrCH-InformationModifyList-RL-ReconfRqstTDD	ProtocolIE-ID ::= 402
id-UL-DPCH-InformationAddListIE-RL-ReconfPrepTDD	ProtocolIE-ID ::= 403
id-UL-DPCH-InformationModify-AddListIE-RL-ReconfPrepTDD	ProtocolIE-ID ::= 405
id-UL-DPCH-InformationModify-DeleteListIE-RL-ReconfPrepTDD	ProtocolIE-ID ::= 406
id-UL-DPCH-InformationModify-ModifyListIE-RL-ReconfPrepTDD	ProtocolIE-ID ::= 407
id-Unsuccessful-PDSCHSetItem-PSCH-ReconfFailureTDD	ProtocolIE-ID ::= 408
id-Unsuccessful-PUSCHSetItem-PSCH-ReconfFailureTDD	ProtocolIE-ID ::= 409
id-CommunicationContextInfoItem-Reset	ProtocolIE-ID ::= 412
id-CommunicationControlPortInfoItem-Reset	ProtocolIE-ID ::= 414
id-ResetIndicator	ProtocolIE-ID ::= 416
id-TFCI2-Bearer-Information-RL-SetupRqstFDD	ProtocolIE-ID ::= 417
id-TFCI2-BearerSpecificInformation-RL-ReconfPrepFDD	ProtocolIE-ID ::= 418
id-TFCI2-BearerInformationResponse	ProtocolIE-ID ::= 419

id-TFCI2BearerRequestIndicator	ProtocolIE-ID ::= 142
id-TimingAdvanceApplied	ProtocolIE-ID ::= 287
id-CFNReportingIndicator	ProtocolIE-ID ::= 6
id-SFNReportingIndicator	ProtocolIE-ID ::= 11
id-InnerLoopDLPCStatus	ProtocolIE-ID ::= 12
id-TimeslotISCPInfo	ProtocolIE-ID ::= 283
id-PICH-ParametersItem-CTCH-SetupRqstTDD	ProtocolIE-ID ::= 167
id-PRACH-ParametersItem-CTCH-SetupRqstTDD	ProtocolIE-ID ::= 20
id-CCTrCH-InformationItem-RL-FailureInd	ProtocolIE-ID ::= 46
id-CCTrCH-InformationItem-RL-RestoreInd	ProtocolIE-ID ::= 47
id-CauseLevel-SyncAdjustmntFailureTDD	ProtocolIE-ID ::= 420
id-CellAdjustmentInfo-SyncAdjustmntRqstTDD	ProtocolIE-ID ::= 421
id-CellAdjustmentInfoItem-SyncAdjustmntRqstTDD	ProtocolIE-ID ::= 494
id-CellSyncBurstInfoList-CellSyncReconfRqstTDD	ProtocolIE-ID ::= 482
id-CellSyncBurstTransInit-CellSyncInitiationRqstTDD	ProtocolIE-ID ::= 422
id-CellSyncBurstMeasureInit-CellSyncInitiationRqstTDD	ProtocolIE-ID ::= 423
id-CellSyncBurstTransReconfiguration-CellSyncReconfRqstTDD	ProtocolIE-ID ::= 424
id-CellSyncBurstMeasReconfiguration-CellSyncReconfRqstTDD	ProtocolIE-ID ::= 425
id-CellSyncBurstTransInfoList-CellSyncReconfRqstTDD	ProtocolIE-ID ::= 426
id-CellSyncBurstMeasInfoList-CellSyncReconfRqstTDD	ProtocolIE-ID ::= 427
id-CellSyncBurstTransReconfInfo-CellSyncReconfRqstTDD	ProtocolIE-ID ::= 428
id-CellSyncInfo-CellSyncReprtTDD	ProtocolIE-ID ::= 429
id-CSBTransmissionID	ProtocolIE-ID ::= 430
id-CSBMeasurementID	ProtocolIE-ID ::= 431
id-IntStdPhCellSyncInfoItem-CellSyncReprtTDD	ProtocolIE-ID ::= 432
id-NCyclesPerSFNperiod	ProtocolIE-ID ::= 433
id-NRepetitionsPerCyclePeriod	ProtocolIE-ID ::= 434
id-SyncFrameNumber	ProtocolIE-ID ::= 437
id-SynchronisationReportType	ProtocolIE-ID ::= 438
id-SynchronisationReportCharacteristics	ProtocolIE-ID ::= 439
id-Unsuccessful-cell-InformationRespItem-SyncAdjustmntFailureTDD	ProtocolIE-ID ::= 440
id-LateEntranceCellSyncInfoItem-CellSyncReprtTDD	ProtocolIE-ID ::= 119
id-ReferenceClockAvailability	ProtocolIE-ID ::= 435
id-ReferenceSFNoffset	ProtocolIE-ID ::= 436
id-InformationExchangeID	ProtocolIE-ID ::= 444
id-InformationExchangeObjectType-InfEx-Rqst	ProtocolIE-ID ::= 445
id-InformationType	ProtocolIE-ID ::= 446
id-InformationReportCharacteristics	ProtocolIE-ID ::= 447
id-InformationExchangeObjectType-InfEx-Rsp	ProtocolIE-ID ::= 448
id-InformationExchangeObjectType-InfEx-Rprt	ProtocolIE-ID ::= 449
id-IPDLParameter-Information-Cell-ReconfRqstFDD	ProtocolIE-ID ::= 451
id-IPDLParameter-Information-Cell-SetupRqstFDD	ProtocolIE-ID ::= 452
id-IPDLParameter-Information-Cell-ReconfRqstTDD	ProtocolIE-ID ::= 453
id-IPDLParameter-Information-Cell-SetupRqstTDD	ProtocolIE-ID ::= 454
id-DL-DPCH-LCR-Information-RL-SetupRqstTDD	ProtocolIE-ID ::= 74
id-DwPCH-LCR-Information	ProtocolIE-ID ::= 78
id-DwPCH-LCR-InformationList-AuditRsp	ProtocolIE-ID ::= 90
id-DwPCH-LCR-Information-Cell-SetupRqstTDD	ProtocolIE-ID ::= 97
id-DwPCH-LCR-Information-Cell-ReconfRqstTDD	ProtocolIE-ID ::= 99
id-DwPCH-LCR-Information-ResourceStatusInd	ProtocolIE-ID ::= 101
id-maxFACH-Power-LCR-CTCH-SetupRqstTDD	ProtocolIE-ID ::= 154
id-maxFACH-Power-LCR-CTCH-ReconfRqstTDD	ProtocolIE-ID ::= 174
id-FPACH-LCR-Information	ProtocolIE-ID ::= 290

id-FPACH-LCR-Information-AuditRsp	ProtocolIE-ID ::= 292
id-FPACH-LCR-InformationList-AuditRsp	ProtocolIE-ID ::= 22
id-FPACH-LCR-InformationList-ResourceStatusInd	ProtocolIE-ID ::= 311
id-FPACH-LCR-Parameters-CTCH-SetupRqstTDD	ProtocolIE-ID ::= 312
id-FPACH-LCR-Parameters-CTCH-ReconfRqstTDD	ProtocolIE-ID ::= 314
id-PCCPCH-LCR-Information-Cell-SetupRqstTDD	ProtocolIE-ID ::= 456
id-PCH-Power-LCR-CTCH-SetupRqstTDD	ProtocolIE-ID ::= 457
id-PCH-Power-LCR-CTCH-ReconfRqstTDD	ProtocolIE-ID ::= 458
id-PICH-LCR-Parameters-CTCH-SetupRqstTDD	ProtocolIE-ID ::= 459
id-PRACH-LCR-ParametersList-CTCH-SetupRqstTDD	ProtocolIE-ID ::= 461
id-RL-InformationResponse-LCR-RL-SetupRspTDD	ProtocolIE-ID ::= 463
id-Secondary-CCPCH-LCR-parameterList-CTCH-SetupRqstTDD	ProtocolIE-ID ::= 465
id-TimeSlot	ProtocolIE-ID ::= 495
id-TimeSlotConfigurationList-LCR-Cell-ReconfRqstTDD	ProtocolIE-ID ::= 466
id-TimeSlotConfigurationList-LCR-Cell-SetupRqstTDD	ProtocolIE-ID ::= 467
id-TimeslotISCP-LCR-InfoList-RL-SetupRqstTDD	ProtocolIE-ID ::= 468
id-TimeSlotLCR-CM-Rqst	ProtocolIE-ID ::= 469
id-UL-DPCH-LCR-Information-RL-SetupRqstTDD	ProtocolIE-ID ::= 470
id-DL-DPCH-InformationItem-LCR-RL-AdditionRqstTDD	ProtocolIE-ID ::= 472
id-UL-DPCH-InformationItem-LCR-RL-AdditionRqstTDD	ProtocolIE-ID ::= 473
id-TimeslotISCP-InformationList-LCR-RL-AdditionRqstTDD	ProtocolIE-ID ::= 474
id-DL-DPCH-LCR-InformationAddList-RL-ReconfPrepTDD	ProtocolIE-ID ::= 475
id-DL-DPCH-LCR-InformationModify-AddList-RL-ReconfPrepTDD	ProtocolIE-ID ::= 477
id-DL-Timeslot-LCR-InformationModify-ModifyList-RL-ReconfPrepTDD	ProtocolIE-ID ::= 479
id-TimeslotISCPInfoList-LCR-DL-PC-RqstTDD	ProtocolIE-ID ::= 480
id-UL-DPCH-LCR-InformationAddListIE-RL-ReconfPrepTDD	ProtocolIE-ID ::= 481
id-UL-DPCH-LCR-InformationModify-AddList	ProtocolIE-ID ::= 483
id-UL-TimeslotLCR-Information-RL-ReconfPrepTDD	ProtocolIE-ID ::= 485
id-UL-SIRTarget	ProtocolIE-ID ::= 510
id-PDSCH-AddInformation-LCR-PSCH-ReconfRqst	ProtocolIE-ID ::= 486
id-PDSCH-AddInformation-LCR-AddListIE-PSCH-ReconfRqst	ProtocolIE-ID ::= 487
id-PDSCH-Information-Cell-SetupRqstFDD	ProtocolIE-ID ::= 26
id-PDSCH-Information-Cell-ReconfRqstFDD	ProtocolIE-ID ::= 27
id-PDSCH-ModifyInformation-LCR-PSCH-ReconfRqst	ProtocolIE-ID ::= 488
id-PDSCH-ModifyInformation-LCR-ModifyListIE-PSCH-ReconfRqst	ProtocolIE-ID ::= 489
id-PUSCH-AddInformation-LCR-PSCH-ReconfRqst	ProtocolIE-ID ::= 490
id-PUSCH-AddInformation-LCR-AddListIE-PSCH-ReconfRqst	ProtocolIE-ID ::= 491
id-PUSCH-ModifyInformation-LCR-PSCH-ReconfRqst	ProtocolIE-ID ::= 492
id-PUSCH-ModifyInformation-LCR-ModifyListIE-PSCH-ReconfRqst	ProtocolIE-ID ::= 493
id-timeslotInfo-CellSyncInitiationRqstTDD	ProtocolIE-ID ::= 496
id-SyncReportType-CellSyncReprtTDD	ProtocolIE-ID ::= 497
id-Power-Local-Cell-Group-InformationItem-AuditRsp	ProtocolIE-ID ::= 498
id-Power-Local-Cell-Group-InformationItem-ResourceStatusInd	ProtocolIE-ID ::= 499
id-Power-Local-Cell-Group-InformationItem2-ResourceStatusInd	ProtocolIE-ID ::= 500
id-Power-Local-Cell-Group-InformationList-AuditRsp	ProtocolIE-ID ::= 501
id-Power-Local-Cell-Group-InformationList-ResourceStatusInd	ProtocolIE-ID ::= 502
id-Power-Local-Cell-Group-InformationList2-ResourceStatusInd	ProtocolIE-ID ::= 503
id-Power-Local-Cell-Group-ID	ProtocolIE-ID ::= 504
id-PUSCH-Info-DM-Rqst	ProtocolIE-ID ::= 505
id-PUSCH-Info-DM-Rsp	ProtocolIE-ID ::= 506
id-PUSCH-Info-DM-Rprt	ProtocolIE-ID ::= 507
id-InitDL-Power	ProtocolIE-ID ::= 509
id-cellSyncBurstRepetitionPeriod	ProtocolIE-ID ::= 511

id-ReportCharacteristicsType-OnModification	ProtocolIE-ID ::= 512
id-SFNMeasurementValueInformation	ProtocolIE-ID ::= 513
id-SFNMeasurementThresholdInformation	ProtocolIE-ID ::= 514
id-TUTRANGPSMeasurementValueInformation	ProtocolIE-ID ::= 515
id-TUTRANGPSMeasurementThresholdInformation	ProtocolIE-ID ::= 516
id-Rx-Timing-Deviation-Value-LCR	ProtocolIE-ID ::= 520
id-RL-InformationResponse-LCR-RL-AdditionRspTDD	ProtocolIE-ID ::= 51
id-DL-PowerBalancing-Information	ProtocolIE-ID ::= 28
id-DL-PowerBalancing-ActivationIndicator	ProtocolIE-ID ::= 29
id-DL-PowerBalancing-UpdatedIndicator	ProtocolIE-ID ::= 30
id-CCTrCH-Initial-DL-Power-RL-SetupRqstTDD	ProtocolIE-ID ::= 517
id-CCTrCH-Initial-DL-Power-RL-AdditionRqstTDD	ProtocolIE-ID ::= 518
id-CCTrCH-Initial-DL-Power-RL-ReconfPrepTDD	ProtocolIE-ID ::= 519
id-IPDLParameter-Information-LCR-Cell-SetupRqstTDD	ProtocolIE-ID ::= 41
id-IPDLParameter-Information-LCR-Cell-ReconfRqstTDD	ProtocolIE-ID ::= 42
id-HS-PDSCH-HS-SCCH-MaxPower-PSCH-ReconfRqst	ProtocolIE-ID ::= 522
id-HS-PDSCH-HS-SCCH-ScramblingCode-PSCH-ReconfRqst	ProtocolIE-ID ::= 523
id-HS-PDSCH-FDD-Code-Information-PSCH-ReconfRqst	ProtocolIE-ID ::= 524
id-HS-SCCH-FDD-Code-Information-PSCH-ReconfRqst	ProtocolIE-ID ::= 525
id-HS-PDSCH-TDD-Information-PSCH-ReconfRqst	ProtocolIE-ID ::= 526
id-Add-To-HS-SCCH-Resource-Pool-PSCH-ReconfRqst	ProtocolIE-ID ::= 527
id-Modify-HS-SCCH-Resource-Pool-PSCH-ReconfRqst	ProtocolIE-ID ::= 528
id-Delete-From-HS-SCCH-Resource-Pool-PSCH-ReconfRqst	ProtocolIE-ID ::= 529
id-bindingID	ProtocolIE-ID ::= 102
id-RL-Specific-DCH-Info	ProtocolIE-ID ::= 103
id-transportlayeraddress	ProtocolIE-ID ::= 104
id-DelayedActivation	ProtocolIE-ID ::= 231
id-DelayedActivationList-RL-ActivationCmdFDD	ProtocolIE-ID ::= 232
id-DelayedActivationInformation-RL-ActivationCmdFDD	ProtocolIE-ID ::= 233
id-DelayedActivationList-RL-ActivationCmdTDD	ProtocolIE-ID ::= 234
id-DelayedActivationInformation-RL-ActivationCmdTDD	ProtocolIE-ID ::= 235
id-neighbouringTDDCellMeasurementInformationLCR	ProtocolIE-ID ::= 58
id-SYNCDlCodeId-TransInitLCR-CellSyncInitiationRqstTDD	ProtocolIE-ID ::= 543
id-SYNCDlCodeId-MeasureInitLCR-CellSyncInitiationRqstTDD	ProtocolIE-ID ::= 544
id-SYNCDlCodeIdTransReconfInfoLCR-CellSyncReconfRqstTDD	ProtocolIE-ID ::= 545
id-SYNCDlCodeIdMeasReconfigurationLCR-CellSyncReconfRqstTDD	ProtocolIE-ID ::= 546
id-SYNCDlCodeIdMeasInfoList-CellSyncReconfRqstTDD	ProtocolIE-ID ::= 547
id-SyncDLCodeIdsMeasInfoList-CellSyncReprtTDD	ProtocolIE-ID ::= 548
id-SyncDLCodeIdThreInfoLCR	ProtocolIE-ID ::= 549
id-NSubCyclesPerCyclePeriod-CellSyncReconfRqstTDD	ProtocolIE-ID ::= 550
id-DwPCH-Power	ProtocolIE-ID ::= 551
id-AccumulatedClockupdate-CellSyncReprtTDD	ProtocolIE-ID ::= 552
id-Angle-Of-Arrival-Value-LCR	ProtocolIE-ID ::= 521
id-HSDSCH-FDD-Information	ProtocolIE-ID ::= 530
id-HSDSCH-FDD-Information-Response	ProtocolIE-ID ::= 531
id-HSDSCH-Information-to-Modify	ProtocolIE-ID ::= 534
id-HSDSCH-RNTI	ProtocolIE-ID ::= 535
id-HSDSCH-TDD-Information	ProtocolIE-ID ::= 536
id-HSDSCH-TDD-Information-Response	ProtocolIE-ID ::= 537
id-HSPDSCH-RL-ID	ProtocolIE-ID ::= 541
id-PrimCCPCH-RSCP-DL-PC-RqstTDD	ProtocolIE-ID ::= 542
id-Unused-ProtocolIE-ID-64 th -Parameter	ProtocolIE-ID ::= 64
id-PDSCH-RL-ID	ProtocolIE-ID ::= 66

id-HSDSCH-RearrangeList-Bearer-RearrangeInd	ProtocolIE-ID ::= 553
id-UL-Synchronisation-Parameters-LCR	ProtocolIE-ID ::= 554
id-HSDSCH-FDD-Update-Information	ProtocolIE-ID ::= 555
id-HSDSCH-TDD-Update-Information	ProtocolIE-ID ::= 556
id-DL-DPCH-TimeSlotFormat-LCR-ModifyItem-RL-ReconfPrepTDD	ProtocolIE-ID ::= 558
id-UL-DPCH-TimeSlotFormat-LCR-ModifyItem-RL-ReconfPrepTDD	ProtocolIE-ID ::= 559
id-TDD-TPC-UplinkStepSize-LCR-RL-SetupRqstTDD	ProtocolIE-ID ::= 560
id-TDD-TPC-UplinkStepSize-LCR-RL-AdditionRqstTDD	ProtocolIE-ID ::= 561
id-TDD-TPC-DownlinkStepSize-RL-AdditionRqstTDD	ProtocolIE-ID ::= 562
id-TDD-TPC-UplinkStepSize-InformationAdd-LCR-RL-ReconfPrepTDD	ProtocolIE-ID ::= 563
id-TDD-TPC-UplinkStepSize-InformationModify-LCR-RL-ReconfPrepTDD	ProtocolIE-ID ::= 564
id-TDD-TPC-DownlinkStepSize-InformationModify-RL-ReconfPrepTDD	ProtocolIE-ID ::= 565
id-TDD-TPC-DownlinkStepSize-InformationAdd-RL-ReconfPrepTDD	ProtocolIE-ID ::= 566
id-CCTrCH-Maximum-DL-Power-RL-SetupRqstTDD	ProtocolIE-ID ::= 567
id-CCTrCH-Minimum-DL-Power-RL-SetupRqstTDD	ProtocolIE-ID ::= 568
id-CCTrCH-Maximum-DL-Power-RL-AdditionRqstTDD	ProtocolIE-ID ::= 569
id-CCTrCH-Minimum-DL-Power-RL-AdditionRqstTDD	ProtocolIE-ID ::= 570
id-CCTrCH-Maximum-DL-Power-InformationAdd-RL-ReconfPrepTDD	ProtocolIE-ID ::= 571
id-CCTrCH-Minimum-DL-Power-InformationAdd-RL-ReconfPrepTDD	ProtocolIE-ID ::= 572
id-CCTrCH-Maximum-DL-Power-InformationModify-RL-ReconfPrepTDD	ProtocolIE-ID ::= 573
id-CCTrCH-Minimum-DL-Power-InformationModify-RL-ReconfPrepTDD	ProtocolIE-ID ::= 574
id-Maximum-DL-Power-Modify-LCR-InformationModify-RL-ReconfPrepTDD	ProtocolIE-ID ::= 575
id-Minimum-DL-Power-Modify-LCR-InformationModify-RL-ReconfPrepTDD	ProtocolIE-ID ::= 576
id-DL-DPCH-LCR-InformationModify-ModifyList-RL-ReconfRqstTDD	ProtocolIE-ID ::= 577
id-CCTrCH-Maximum-DL-Power-InformationModify-RL-ReconfRqstTDD	ProtocolIE-ID ::= 578
id-CCTrCH-Minimum-DL-Power-InformationModify-RL-ReconfRqstTDD	ProtocolIE-ID ::= 579
id-Initial-DL-Power-TimeslotLCR-InformationItem	ProtocolIE-ID ::= 580
id-Maximum-DL-Power-TimeslotLCR-InformationItem	ProtocolIE-ID ::= 581
id-Minimum-DL-Power-TimeslotLCR-InformationItem	ProtocolIE-ID ::= 582
id-HS-DSCHProvidedBitRateValueInformation	ProtocolIE-ID ::= 583
id-HS-DSCHRequiredPowerValueInformation	ProtocolIE-ID ::= 585
id-HS-DSCHRequiredPowerValue	ProtocolIE-ID ::= 586
id-TransmittedCarrierPowerOfAllCodesNotUsedForHS-PDSCHOrHS-SCCHTransmission	ProtocolIE-ID ::= 587
id-HS-SICH-Reception-Quality	ProtocolIE-ID ::= 588
id-HS-SICH-Reception-Quality-Measurement-Value	ProtocolIE-ID ::= 589
id-HSSICH-Info-DM-Rprt	ProtocolIE-ID ::= 590
id-HSSICH-Info-DM-Rqst	ProtocolIE-ID ::= 591
id-HSSICH-Info-DM-Rsp	ProtocolIE-ID ::= 592
id-Best-Cell-Portions-Value	ProtocolIE-ID ::= 593
id-Primary-CPICH-Usage-for-Channel-Estimation	ProtocolIE-ID ::= 594
id-Secondary-CPICH-Information-Change	ProtocolIE-ID ::= 595
id-NumberOfReportedCellPortions	ProtocolIE-ID ::= 596
id-CellPortion-InformationItem-Cell-SetupRqstFDD	ProtocolIE-ID ::= 597
id-CellPortion-InformationList-Cell-SetupRqstFDD	ProtocolIE-ID ::= 598
id-TimeslotISCP-LCR-InfoList-RL-ReconfPrepTDD	ProtocolIE-ID ::= 599
id-Secondary-CPICH-Information	ProtocolIE-ID ::= 600
id-Received-total-wide-band-power-For-CellPortion	ProtocolIE-ID ::= 601
id-Unidirectional-DCH-Indicator	ProtocolIE-ID ::= 602
id-TimingAdjustmentValueLCR	ProtocolIE-ID ::= 603
id-multipleRL-dl-DPCH-InformationList	ProtocolIE-ID ::= 604
id-multipleRL-dl-DPCH-InformationModifyList	ProtocolIE-ID ::= 605
id-multipleRL-ul-DPCH-InformationList	ProtocolIE-ID ::= 606
id-multipleRL-ul-DPCH-InformationModifyList	ProtocolIE-ID ::= 607

id-RL-ID	ProtocolIE-ID ::= 608
id-SAT-Info-Almanac-ExtItem	ProtocolIE-ID ::= 609
id-HSDPA-Capability	ProtocolIE-ID ::= 610
id-HSDSCH-Resources-Information-AuditRsp	ProtocolIE-ID ::= 611
id-HSDSCH-Resources-Information-ResourceStatusInd	ProtocolIE-ID ::= 612
id-HSDSCH-MACdFlows-to-Add	ProtocolIE-ID ::= 613
id-HSDSCH-MACdFlows-to-Delete	ProtocolIE-ID ::= 614
id-HSDSCH-Information-to-Modify-Unsynchronised	ProtocolIE-ID ::= 615
id-TnlQos	ProtocolIE-ID ::= 616
id-Received-total-wide-band-power-For-CellPortion-Value	ProtocolIE-ID ::= 617
id-Transmitted-Carrier-Power-For-CellPortion	ProtocolIE-ID ::= 618
id-Transmitted-Carrier-Power-For-CellPortion-Value	ProtocolIE-ID ::= 619
id-TransmittedCarrierPowerOfAllCodesNotUsedForHS-PDSCHorHS-SCCHTransmissionCellPortion	ProtocolIE-ID ::= 620
id-TransmittedCarrierPowerOfAllCodesNotUsedForHS-PDSCHorHS-SCCHTransmissionCellPortionValue	ProtocolIE-ID ::= 621
id-UpPTSInterferenceValue	ProtocolIE-ID ::= 622
id-PrimaryCCPCH-RSCP-Delta	ProtocolIE-ID ::= 623
id-MeasurementRecoveryBehavior	ProtocolIE-ID ::= 624
id-MeasurementRecoveryReportingIndicator	ProtocolIE-ID ::= 625
id-MeasurementRecoverySupportIndicator	ProtocolIE-ID ::= 626
id-Tstd-indicator	ProtocolIE-ID ::= 627
id-multiple-RL-Information-RL-ReconfPrepTDD	ProtocolIE-ID ::= 628
id-multiple-RL-Information-RL-ReconfRqstTDD	ProtocolIE-ID ::= 629
id-DL-DPCH-Power-Information-RL-ReconfPrepFDD	ProtocolIE-ID ::= 630
id-F-DPCH-Information-RL-ReconfPrepFDD	ProtocolIE-ID ::= 631
id-F-DPCH-Information-RL-SetupRqstFDD	ProtocolIE-ID ::= 632
id-Additional-S-CCPCH-Parameters-CTCH-ReconfRqstTDD	ProtocolIE-ID ::= 633
id-Additional-S-CCPCH-Parameters-CTCH-SetupRqstTDD	ProtocolIE-ID ::= 634
id-Additional-S-CCPCH-LCR-Parameters-CTCH-ReconfRqstTDD	ProtocolIE-ID ::= 635
id-Additional-S-CCPCH-LCR-Parameters-CTCH-SetupRqstTDD	ProtocolIE-ID ::= 636
id-MICH-CFN	ProtocolIE-ID ::= 637
id-MICH-Information-AuditRsp	ProtocolIE-ID ::= 638
id-MICH-Information-ResourceStatusInd	ProtocolIE-ID ::= 639
id-MICH-Parameters-CTCH-ReconfRqstFDD	ProtocolIE-ID ::= 640
id-MICH-Parameters-CTCH-ReconfRqstTDD	ProtocolIE-ID ::= 641
id-MICH-Parameters-CTCH-SetupRqstFDD	ProtocolIE-ID ::= 642
id-MICH-Parameters-CTCH-SetupRqstTDD	ProtocolIE-ID ::= 643
id-Modification-Period	ProtocolIE-ID ::= 644
id-NI-Information-NotifUpdateCmd	ProtocolIE-ID ::= 645
id-S-CCPCH-InformationListExt-AuditRsp	ProtocolIE-ID ::= 646
id-S-CCPCH-InformationListExt-ResourceStatusInd	ProtocolIE-ID ::= 647
id-S-CCPCH-LCR-InformationListExt-AuditRsp	ProtocolIE-ID ::= 648
id-S-CCPCH-LCR-InformationListExt-ResourceStatusInd	ProtocolIE-ID ::= 649
id-HARQ-Preamble-Mode	ProtocolIE-ID ::= 650
id-Initial-DL-DPCH-TimingAdjustment	ProtocolIE-ID ::= 651
id-Initial-DL-DPCH-TimingAdjustment-Allowed	ProtocolIE-ID ::= 652
id-DLTransmissionBranchLoadValue	ProtocolIE-ID ::= 653
id-Power-Local-Cell-Group-choice-CM-Rqst	ProtocolIE-ID ::= 654
id-Power-Local-Cell-Group-choice-CM-Rsp	ProtocolIE-ID ::= 655
id-Power-Local-Cell-Group-choice-CM-Rprt	ProtocolIE-ID ::= 656
id-HSDPA-CellPortion-InformationItem-PSCH-ReconfRqst	ProtocolIE-ID ::= 658
id-HSDPA-CellPortion-InformationList-PSCH-ReconfRqst	ProtocolIE-ID ::= 659
id-HS-DSCHRequiredPowerValue-For-Cell-Portion	ProtocolIE-ID ::= 660
id-HS-DSCHRequiredPowerValueInformation-For-CellPortion	ProtocolIE-ID ::= 661

id-HS-DSCHProvidedBitRateValueInformation-For-CellPortion	ProtocolIE-ID ::= 662
id-E-AGCH-And-E-RGCH-E-HICH-FDD-Scrambling-Code	ProtocolIE-ID ::= 663
id-E-AGCH-FDD-Code-Information	ProtocolIE-ID ::= 664
id-E-DCH-Capability	ProtocolIE-ID ::= 665
id-E-DCH-FDD-DL-Control-Channel-Information	ProtocolIE-ID ::= 666
id-E-DCH-FDD-Information	ProtocolIE-ID ::= 667
id-E-DCH-FDD-Information-Response	ProtocolIE-ID ::= 668
id-E-DCH-FDD-Information-to-Modify	ProtocolIE-ID ::= 669
id-E-DCH-MACdFlows-to-Add	ProtocolIE-ID ::= 670
id-E-DCH-MACdFlows-to-Delete	ProtocolIE-ID ::= 671
id-E-DCH-Resources-Information-AuditRsp	ProtocolIE-ID ::= 672
id-E-DCH-Resources-Information-ResourceStatusInd	ProtocolIE-ID ::= 673
id-E-DCH-RL-Indication	ProtocolIE-ID ::= 674
id-E-DCH-RL-Set-ID	ProtocolIE-ID ::= 675
id-E-DPCH-Information-RL-ReconfPrepFDD	ProtocolIE-ID ::= 676
id-E-DPCH-Information-RL-SetupRqstFDD	ProtocolIE-ID ::= 677
id-E-RGCH-E-HICH-FDD-Code-Information	ProtocolIE-ID ::= 678
id-Serving-E-DCH-RL-ID	ProtocolIE-ID ::= 679
id-UL-DPDCH-Indicator-For-E-DCH-Operation	ProtocolIE-ID ::= 680
id-E-DPCH-Information-RL-ReconfRqstFDD	ProtocolIE-ID ::= 682

END

CHANGE REQUEST

№ **25.931 CR 032** № rev **-** № Current version: **5.1.0** №

For **HELP** on using this form, see bottom of this page or look at the pop-up text over the № symbols.

Proposed change affects: UICC apps № ME Radio Access Network Core Network

Title:	№ Feature: Removal of SSDT		
Source:	№ RAN3		
Work item code:	№ TEI5	Date:	№ 09/05/2005
Category:	№ C	Release:	№ Rel-5
	Use <u>one</u> of the following categories: F (correction) A (corresponds to a correction in an earlier release) B (addition of feature), C (functional modification of feature) D (editorial modification) Detailed explanations of the above categories can be found in 3GPP TR 21.900 .		Use <u>one</u> of the following releases: Ph2 (GSM Phase 2) R96 (Release 1996) R97 (Release 1997) R98 (Release 1998) R99 (Release 1999) Rel-4 (Release 4) Rel-5 (Release 5) Rel-6 (Release 6) Rel-7 (Release 7)

Reason for change:	№ Removal of SSDT
Summary of change:	№ SSDT is removed from the specification.
Consequences if not approved:	№

Clauses affected:	№ 3.2										
Other specs affected:	<table border="1" style="display: inline-table; border-collapse: collapse; text-align: center;"> <tr> <td style="width: 20px;">Y</td> <td style="width: 20px;">N</td> </tr> <tr> <td>X</td> <td></td> </tr> <tr> <td></td> <td>X</td> </tr> <tr> <td></td> <td>X</td> </tr> </table>	Y	N	X			X		X	Other core specifications	№ 25.101, 25.104, 25.141, 25.211, 25.214, 25.331, 25.423, 25.433, 25.922
Y	N										
X											
	X										
	X										
		Test specifications									
		O&M Specifications									
Other comments:	№										

How to create CRs using this form:

Comprehensive information and tips about how to create CRs can be found at <http://www.3gpp.org/specs/CR.htm>. Below is a brief summary:

- 1) Fill out the above form. The symbols above marked № contain pop-up help information about the field that they are closest to.

- 2) Obtain the latest version for the release of the specification to which the change is proposed. Use the MS Word "revision marks" feature (also known as "track changes") when making the changes. All 3GPP specifications can be downloaded from the 3GPP server under <ftp://ftp.3gpp.org/specs/> For the latest version, look for the directory name with the latest date e.g. 2001-03 contains the specifications resulting from the March 2001 TSG meetings.
- 3) With "track changes" disabled, paste the entire CR form (use CTRL-A to select it) into the specification just in front of the clause containing the first piece of changed text. Delete those parts of the specification which are not relevant to the change request.

3.2 Abbreviations

For the purposes of the present document the following abbreviations apply:

NOTE: More extensive abbreviations on UMTS are provided in [1].

AAL2	ATM Adaptation Layer type 2
ACK	Acknowledgement
AICH	Acquisition Indicator Channel
ALCAP	Access Link Control Application Part
AM	Acknowledged Mode
AS	Access Stratum
ATM	Asynchronous Transfer Mode
BCCH	Broadcast Control Channel
BCFE	Broadcast Control Functional Entity
BER	Bit Error Rate
BLER	Block Error Rate
BMC	Broadcast/Multicast Control
BSS	Base Station Sub-system
BSSMAP	Base Station System Management Application Part
CCCH	Common Control Channel
CCPCH	Common Control Physical Channel
CFN	Connection Frame Number
CM	Connection Management
CN	Core Network
CPCH	Common Packet CHannel
CPICH	Common Pilot Channel
CRNC	Controlling RNC
C-RNTI	Cell RNTI
CS	Circuit Switched
DCA	Dynamic Channel Allocation
DCCH	Dedicated Control Channel
DCFE	Dedicated Control Functional Entity
DCH	Dedicated Channel
DC-SAP	Dedicated Control-SAP
DL	Downlink
DPCCH	Dedicated Physical Control Channel
DPCH	Dedicated Physical Channel
DRAC	Dynamic Resource Allocation Control
DRNC	Drift RNC
DRNS	Drift RNS

DRX	Discontinuous Reception
DSCH	Downlink Shared Channel
DTCH	Dedicated Traffic Channel
EP	Elementary Procedure
FACH	Forward Access Channel
FAUSCH	Fast Uplink Signalling Channel
FDD	Frequency Division Duplex
FFS	For Further Study
FN	Frame Number
FP	Frame Protocol
HS-DSCH	High Speed Downlink Shared Channel
HS-PDSCH	High Speed Physical Downlink Shared Channel
HS-SCCH	High Speed Shared Control Channel
ID	Identifier
IE	Information Element
IMEI	International Mobile Equipment Identity
IMSI	International Mobile Subscriber Identity
IP	Internet Protocol
ISCP	Interference on Signal Code Power
L1	Layer 1
L2	Layer 2
L3	Layer 3
LAI	Location Area Identity
MAC	Medium Access Control
MAC-hs	Medium Access Control for HS-DSCH
MCC	Mobile Country Code
MM	Mobility Management
MNC	Mobile Network Code
MS	Mobile Station
MSC	Mobile services Switching Center
NAS	Non Access Stratum
NBAP	Node B Application Protocol
Nt-SAP	Notification SAP
NW	Network
O	Optional
ODMA	Opportunity Driven Multiple Access
PCCH	Paging Control Channel
PCH	Paging Channel
PDCP	Packet Data Convergence Protocol
PDSCH	Physical Downlink Shared Channel
PDU	Protocol Data Unit

PLMN	Public Land Mobile Network
PNFE	Paging and Notification control Functional Entity
PRACH	Physical Random Access CHannel
PS	Packet Switched
PSCH	Physical Synchronisation Channel
P-TMSI	Packet Temporary Mobile Subscriber Identity
PUSCH	Physical Uplink Shared Channel
QoS	Quality of Service
RAB	Radio Access Bearer
RACH	Random Access CHannel
RAI	Routing Area Identity
RANAP	Radio Access Network Application Part
RB	Radio Bearer
RFE	Routing Functional Entity
RL	Radio Link
RLC	Radio Link Control
RNC	Radio Network Controller
RNS	Radio Network Subsystem
RNSAP	Radio Network Subsystem Application Part
RNTI	Radio Network Temporary Identifier
RRC	Radio Resource Control
RSCP	Received Signal Code Power
RSSI	Received Signal Strength Indicator
SAI	Service Area Identifier
SAP	Service Access Point
SCCP	Signalling Connection Control Part
SCFE	Shared Control Function Entity
SF	Spreading Factor
SFN	System Frame Number
SGSN	Serving GPRS Support Node
SHCCH	Shared Control Channel
SIR	Signal to Interference Ratio
SRNC	Serving RNC
SRNS	Serving RNS
S-RNTI	SRNC - RNTI
SSDT	Site Selection Diversity Transmission
TDD	Time Division Duplex
TEID	Tunnel Endpoint Identifier
TF	Transport Format
TFCI	Transport Format Combination Indicator
TFCS	Transport Format Combination Set

TFS	Transport Format Set
TME	Transfer Mode Entity
TMSI	Temporary Mobile Subscriber Identity
Tr	Transparent
Tx	Transmission
UARFCN	UMTS Absolute Radio Frequency Channel Number
UE	User Equipment
UL	Uplink
UM	Unacknowledged Mode
UMTS	Universal Mobile Telecommunication System
UNACK	Unacknowledgement
URA	UTRAN Registration Area
U-RNTI	UTRAN-RNTI
USCH	Uplink Shared Channel
UTRAN	UMTS Terrestrial Radio Access Network

CHANGE REQUEST

№ **25.931 CR 033** № rev **-** № Current version: **6.1.0** №

For **HELP** on using this form, see bottom of this page or look at the pop-up text over the № symbols.

Proposed change affects: UICC apps № ME Radio Access Network Core Network

Title:	№ Feature: Removal of SSDT		
Source:	№ RAN3		
Work item code:	№ TEI5	Date:	№ 09/05/2005
Category:	№ C	Release:	№ Rel-6
	Use <u>one</u> of the following categories: F (correction) A (corresponds to a correction in an earlier release) B (addition of feature), C (functional modification of feature) D (editorial modification) Detailed explanations of the above categories can be found in 3GPP TR 21.900 .		Use <u>one</u> of the following releases: Ph2 (GSM Phase 2) R96 (Release 1996) R97 (Release 1997) R98 (Release 1998) R99 (Release 1999) Rel-4 (Release 4) Rel-5 (Release 5) Rel-6 (Release 6) Rel-7 (Release 7)

Reason for change:	№ Removal of SSDT
Summary of change:	№ SSDT is removed from the specification.
Consequences if not approved:	№

Clauses affected:	№ 3.2										
Other specs affected:	<table border="1" style="display: inline-table; border-collapse: collapse; text-align: center;"> <tr> <td style="width: 20px;">Y</td> <td style="width: 20px;">N</td> </tr> <tr> <td>X</td> <td></td> </tr> <tr> <td></td> <td>X</td> </tr> <tr> <td></td> <td>X</td> </tr> </table>	Y	N	X			X		X	Other core specifications	№ 25.101, 25.104, 25.141, 25.211, 25.214, 25.331, 25.423, 25.433, 25.922
Y	N										
X											
	X										
	X										
		Test specifications									
		O&M Specifications									
Other comments:	№										

How to create CRs using this form:

Comprehensive information and tips about how to create CRs can be found at <http://www.3gpp.org/specs/CR.htm>. Below is a brief summary:

- 1) Fill out the above form. The symbols above marked № contain pop-up help information about the field that they are closest to.

- 2) Obtain the latest version for the release of the specification to which the change is proposed. Use the MS Word "revision marks" feature (also known as "track changes") when making the changes. All 3GPP specifications can be downloaded from the 3GPP server under <ftp://ftp.3gpp.org/specs/> For the latest version, look for the directory name with the latest date e.g. 2001-03 contains the specifications resulting from the March 2001 TSG meetings.
- 3) With "track changes" disabled, paste the entire CR form (use CTRL-A to select it) into the specification just in front of the clause containing the first piece of changed text. Delete those parts of the specification which are not relevant to the change request.

3.2 Abbreviations

For the purposes of the present document the following abbreviations apply:

NOTE: More extensive abbreviations on UMTS are provided in [1].

AAL2	ATM Adaptation Layer type 2
ACK	Acknowledgement
AICH	Acquisition Indicator Channel
ALCAP	Access Link Control Application Part
AM	Acknowledged Mode
APN	Access Point Name
AS	Access Stratum
ATM	Asynchronous Transfer Mode
BCCH	Broadcast Control Channel
BCFE	Broadcast Control Functional Entity
BER	Bit Error Rate
BLER	Block Error Rate
BMC	Broadcast/Multicast Control
BSS	Base Station Sub-system
BSSMAP	Base Station System Management Application Part
CCCH	Common Control Channel
CCPCH	Common Control Physical Channel
CFN	Connection Frame Number
CM	Connection Management
CN	Core Network
CPCH	Common Packet CHannel
CPICH	Common Pilot Channel
CRNC	Controlling RNC
C-RNTI	Cell RNTI
CS	Circuit Switched
DCA	Dynamic Channel Allocation
DCCH	Dedicated Control Channel
DCFE	Dedicated Control Functional Entity
DCH	Dedicated Channel
DC-SAP	Dedicated Control-SAP
DL	Downlink
DPCCH	Dedicated Physical Control Channel
DPCH	Dedicated Physical Channel
DRAC	Dynamic Resource Allocation Control
DRNC	Drift RNC

DRNS	Drift RNS
DRX	Discontinuous Reception
DSCH	Downlink Shared Channel
DTCH	Dedicated Traffic Channel
EP	Elementary Procedure
FACH	Forward Access Channel
FAUSCH	Fast Uplink Signalling Channel
FDD	Frequency Division Duplex
FFS	For Further Study
FN	Frame Number
FP	Frame Protocol
HS-DSCH	High Speed Downlink Shared Channel
HS-PDSCH	High Speed Physical Downlink Shared Channel
HS-SCCH	High Speed Shared Control Channel
ID	Identifier
IE	Information Element
IMEI	International Mobile Equipment Identity
IMSI	International Mobile Subscriber Identity
IP	Internet Protocol
ISCP	Interference on Signal Code Power
L1	Layer 1
L2	Layer 2
L3	Layer 3
LAI	Location Area Identity
MAC	Medium Access Control
MAC-hs	Medium Access Control for HS-DSCH
MBMS	Multimedia Broadcast Multicast Service
MCC	Mobile Country Code
MCCH	Multicast Control Channel
MM	Mobility Management
MNC	Mobile Network Code
MS	Mobile Station
MSC	Mobile services Switching Center
NAS	Non Access Stratum
NBAP	Node B Application Protocol
Nt-SAP	Notification SAP
NW	Network
O	Optional
ODMA	Opportunity Driven Multiple Access
PCCH	Paging Control Channel
PCH	Paging Channel

PDCP	Packet Data Convergence Protocol
PDSCH	Physical Downlink Shared Channel
PDU	Protocol Data Unit
PLMN	Public Land Mobile Network
PNFE	Paging and Notification control Functional Entity
PRACH	Physical Random Access CHannel
PS	Packet Switched
PSCH	Physical Synchronisation Channel
PTM	Point To Multipoint
P-TMSI	Packet Temporary Mobile Subscriber Identity
PTP	Point To Point
PUSCH	Physical Uplink Shared Channel
QoS	Quality of Service
RAB	Radio Access Bearer
RACH	Random Access CHannel
RAI	Routing Area Identity
RANAP	Radio Access Network Application Part
RB	Radio Bearer
RFE	Routing Functional Entity
RL	Radio Link
RLC	Radio Link Control
RNC	Radio Network Controller
RNS	Radio Network Subsystem
RNSAP	Radio Network Subsystem Application Part
RNTI	Radio Network Temporary Identifier
RRC	Radio Resource Control
RSCP	Received Signal Code Power
RSSI	Received Signal Strength Indicator
SAI	Service Area Identifier
SAP	Service Access Point
SCCP	Signalling Connection Control Part
SCFE	Shared Control Function Entity
SF	Spreading Factor
SFN	System Frame Number
SGSN	Serving GPRS Support Node
SHCCH	Shared Control Channel
SIR	Signal to Interference Ratio
SRNC	Serving RNC
SRNS	Serving RNS
S-RNTI	SRNC - RNTI
SSDT	Site Selection Diversity Transmission

TDD	Time Division Duplex
TEID	Tunnel Endpoint Identifier
TF	Transport Format
TFCI	Transport Format Combination Indicator
TFCS	Transport Format Combination Set
TFS	Transport Format Set
TME	Transfer Mode Entity
TMGI	Temporary Multicast Group Identifier
TMSI	Temporary Mobile Subscriber Identity
Tr	Transparent
Tx	Transmission
UARFCN	UMTS Absolute Radio Frequency Channel Number
UE	User Equipment
UL	Uplink
UM	Unacknowledged Mode
UMTS	Universal Mobile Telecommunication System
UNACK	Unacknowledgement
URA	UTRAN Registration Area
U-RNTI	UTRAN-RNTI
USCH	Uplink Shared Channel
UTRAN	UMTS Terrestrial Radio Access Network