

**3GPP TSG CN Plenary
Meeting #11, Palm Springs, U.S.A
14th - 16th March 2001**

**Tdoc NP-010219
(Tdoc NP-010088)**

Source: TSG CN WG4
Title: CRs to Rel-4 on Work Item TEI
Agenda item: 8.16
Document for: APPROVAL

Introduction:

This document contains 5 CRs on Rel-4 Work Item "TEI", that have been agreed by TSG CN WG4, and are forwarded to TSG CN Plenary meeting #11 for approval.

Spec	CR	Rev	Doc-2nd-Level	Phase	Subject	Cat	Ver_C
23.084	003	1	N4-010024	Rel-4	Enhancement of MPTV SDLs and CAMEL functionality	C	3.2.0
23.091	003	1	N4-010025	Rel-4	Enhancement of ECT SDLs and CAMEL functionality	C	3.2.0
23.018	065	2	N4-010355	Rel-4	Incorporation of MPTV and ECT into the Subs_FSM process	C	4.1.0
23.018	067	1	N4-010357	Rel-4	Removal of CW descriptions	C	4.1.0
23.083	006	3	N4-010426	Rel-4	Enhancement of procedures for Call Hold	C	4.0.0

CHANGE REQUEST

⌘ **23.018 CR 065** ⌘ rev **2** ⌘ Current version: **4.1.0** ⌘

For **HELP** on using this form, see bottom of this page or look at the pop-up text over the ⌘ symbols.

Proposed change affects: ⌘ (U)SIM ME/UE Radio Access Network Core Network

Title:	⌘ Incorporation of MPTY and ECT into the Subs_FSM process.		
Source:	⌘ CN4		
Work item code:	⌘ TEI	Date:	⌘ 13/12/00
Category:	⌘ C	Release:	⌘ REL-4
<p>Use <u>one</u> of the following categories:</p> <p>F (essential correction) A (corresponds to a correction in an earlier release) B (Addition of feature), C (Functional modification of feature) D (Editorial modification)</p> <p>Detailed explanations of the above categories can be found in 3GPP TR 21.900.</p>		<p>Use <u>one</u> of the following releases:</p> <p>2 (GSM Phase 2) R96 (Release 1996) R97 (Release 1997) R98 (Release 1998) R99 (Release 1999) REL-4 (Release 4) REL-5 (Release 5)</p>	

Reason for change:	⌘ The handling of the supplementary services MPTY and ECT is currently undefined in 23.018.
Summary of change:	⌘ The Subs_FSM process has been updated quite considerably in order to incorporate MPTY and ECT. Also, the procedure Send_Alerting_If_Required has been updated in order for it to send notification when an outgoing call leg is in the "Alerting" state. Also, some enhancements to the definition of HOLD and CW in the MO and MT cases have been made in procedure OG_Call_Setup and process ICH_MSC (respectively).
Consequences if not approved:	⌘

Clauses affected:	⌘ 2, 7.1.1, 7.3.1, 7.4		
Other specs affected:	⌘ <input checked="" type="checkbox"/> Other core specifications	⌘ CR 23.083-006, CR 23.084-003, CR 23.091-003	
	<input type="checkbox"/> Test specifications		
	<input type="checkbox"/> O&M Specifications		
Other comments:	⌘ Although <i>all</i> the SDL diagrams in the Subs_FSM process have been replaced by a new one, a good number of them have only had "cosmetic" changes made to them such as the re-formatting of the text in the signal description box in the top right corner and the removal of some underscores ("_") in variable names where they span multiple lines.		

*** First Modified Section ***

2 Normative references

The following documents contain provisions which, through reference in this text, constitute provisions of the present document.

- References are either specific (identified by date of publication, edition number, version number, etc.) or non-specific.
- For a specific reference, subsequent revisions do not apply.
- For a non-specific reference, the latest version applies.
- A non-specific reference to an ETS shall also be taken to refer to later versions published as an EN with the same number.
- For this Release 1999 document, references to 3G Technical Specifications are for Release 1999 versions (version 3.x.y).

- [1] [3GPPGSM 043.020](#): "~~Digital cellular telecommunications system (Phase 2+)~~; Security related network functions".
- [2] 3GPP TS 48.008: "~~Digital cellular telecommunications system (Phase 2+)~~; Mobile-services Switching Centre - Base Station System (MSC - BSS) interface Layer 3 specification".
- [3] GSM 12.08: "Digital cellular telecommunications system (Phase 2+); Subscriber and equipment trace (GSM 12.08)".
- ...
- [16] 3GPP TS 23.083: "Call Waiting (CW) and Call Hold (HOLD) Supplementary Services - Stage 2".
- [17] 3GPP TS 23.084: "~~Digital cellular telecommunications system (Phase 2+)~~; Multi Party (MPTY) Supplementary Service - Stage 2".
- [18] 3GPP TS 23.085: "Closed User Group (CUG) Supplementary Service - Stage 2".
- [19] 3GPP TS 23.086: "Advice of Charge (AoC) Supplementary Service - Stage 2".
- [20] 3GPP TS 23.087: "User -to-User Signalling (UUS) - Stage 2".
- [21] 3GPP TS 23.088: "Call Barring (CB) Supplementary Service - Stage 2".
- [22] 3GPP TS 23.091: "Explicit Call Transfer (ECT) supplementary service - Stage 2"
- [232] 3GPP TS 23.093: "Technical realisation of Completion of Calls to Busy Subscriber (CCBS) - Stage 2".
- [243] 3GPP TS 23.116: "Super-Charger Technical Realisation; Stage 2".
- [254] 3GPP TS 23.135: "Multicall supplementary service; Technical Realisation; Stage 2".
- [265] 3GPP TS 24.008: "Mobile Radio Interface Layer 3 specification; Core Network Protocols; Stage 3".
- [276] 3GPP TS 25.413: "UTRAN Iu Interface RANAP Signalling".
- [287] 3GPP TS 27.001: "General on Terminal Adaptation Functions (TAF) for Mobile Stations (MS)".

- [298] 3GPP TS 29.002: "Mobile Application Part (MAP) specification".
- [3029] 3GPP TS 29.007: "General requirements on interworking between the Public Land Mobile Network (PLMN) and the Integrated Services Digital Network (ISDN) or Public Switched Telephone Network (PSTN)".
- [310] 3GPP TS 29.010: "Information element mapping between Mobile Station - Base Station System (MS - BSS) and Base Station System - Mobile-services Switching Centre (BSS - MSC) Signalling procedures and the Mobile Application Part (MAP)".
- [324] 3GPP TS 33.102: "3G Security; Security Architecture".
- [332] ITU-T Q.761, December 1999: "Specifications of Signalling System No. 7 – Functional description of the ISDN user part of Signalling System No. 7".
- [343] ITU-T Q.762, December 1999: "Specifications of Signalling System No. 7 – General function of messages and signals of the ISDN user part".
- [354] ITU-T Q.763, December 1999: "Specifications of Signalling System No. 7 – Formats and codes of the ISDN user part".
- [365] ITU-T Q.764, December 1999: "Specifications of Signalling System No. 7 – Signalling System No. 7 – ISDN user part signalling procedures".
- [376] ITU-T Recommendation Q.850 (1996): "Usage of cause and location in the Digital Subscriber Signalling System No. 1 and the Signalling System No. 7 ISDN User Part".

****** Next Modified Section ******

7 Functional requirements of network entities

7.1 MO call

7.1.1 Functional requirements of serving MSC

7.1.1.3 Procedure OG_Call_Setup_MSC

Sheet 1: the variables Alerting sent, MS connected and Reconnect are global data, accessible to the procedures CCBS_Check_OG_Call, CCBS_OCH_Report_Failure, CCBS_OCH_Report_Success, CCBS_Check_If_CCBS_Possible, Send_Alerting_If_Required and Send_Access_Connect_If_Required.

Sheet 1: the variable UUS1 result sent is specific to UUS. This variable is accessible to all UUS specific procedures.

Sheet 1: the procedure UUS_OCH_Check_Setup is specific to UUS; it is specified in 3GPP TS 23.087 [20].

Sheet 1: the VMSC converts the GSM bearer capability negotiated between the VMSC and the MS to a GSM basic service according to the rules defined in 3GPP TS 27.001 [28].

Sheet 1: the procedure CAMEL_N_CSI_CHECK_MSC is specific to CAMEL Phase 3 or later, it is specified in 3GPP TS 23.078 [12].

Sheet 1: the procedure Check_OG_Multicall_MSC is specific to Multicall; it is specified in 3GPP TS 23.135 [25]. If the VMSC does not support Multicall, processing continues from the "Yes" exit of the test "Result=Pass?".

Sheet 1: the variable "On Hold" is used only if the VMSC supports Call Hold.

Sheet 1, sheet 2, sheet 3, sheet 6: the procedure CCBS_OCH_Report_Failure is specific to CCBS; it is specified in 3GPP TS 23.093 [23].

Sheet 1, sheet 2, sheet 6, sheet 7, sheet 9: at any stage after the Set-up has been received, the MS may terminate the transaction with the network by sending a Release transaction request.

...

Sheet 4, sheet 7: the procedures CAMEL_Start_TNRy and CAMEL_Stop_TNRy are specific to CAMEL phase 2 or later; they are specified in 3GPP TS 23.078 [12].

Sheet 4: the task "UTU2Cnt := 0" is executed only if the VMSC supports UUS

Sheet 5: the procedure CAMEL_OCH_MSC_ANSWER is specific to CAMEL; it is specified in 3GPP TS 23.078 [12]. If the VMSC does not support CAMEL, processing continues from the "Yes" exit of the test "Result=Pass?".

Sheet 5: the procedure Set_COLP_Info_MSC is specific to COLP.

Sheet 5: the procedure Handle_AoC_MO_MSC is specific to AoC.

Sheet 5: the task "Store CW treatment indicator for this call if received in SII2" is executed only if the VMSC supports CAMEL phase 3 or later.

...

Sheet 9: the procedure CAMEL_OCH_MSC_DISC1 is specific to CAMEL; it is specified in 3GPP TS 23.078 [12]. If the VMSC does not support CAMEL, processing continues from the "No" exit of the test "Result=CAMEL handling?".

Sheet 9: the procedure CAMEL_OCH_MSC_DISC2 is specific to CAMEL; it is specified in 3GPP TS 23.078 [12]. If the VMSC does not support CAMEL, processing continues from the "No" exit of the test "Result=CAMEL handling?".

Sheet 10: the procedure Process_Hold_Request is specific to Call Hold; it is specified in 3GPP TS 23.083[16]. ~~If the VMSC does not support Call Hold, processing continues from the "False" exit of the test "Result=Hold Allowed?".~~

~~Sheet 10: the processing on this sheet is specific to Call Hold, and will occur only if the VMSC supports Call Hold. The procedure Process_Retrieve_request is specific to Call Hold; it is specified in 3GPP TS 23.083[16].~~

...

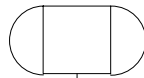
7.1.1.14 Procedure TCH_Check

~~Signals are sent to and received from the process Subs_FSM as described in subclause 7.4.~~

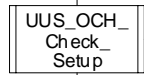
Procedure OG_Call_Setup_MSC

OCS_MSC1(11)

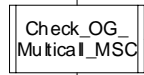
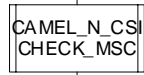
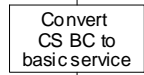
Procedure in the originating VMSC to set up an outgoing call after a Setup message has been received from the MS.



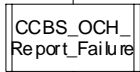
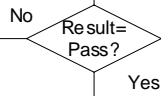
Alerting sent:=False
Backward call indicator:=No indication
MS connected:=False
Reconnect:=False
UUS1 result sent:=False



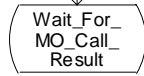
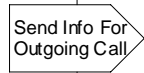
See TS 23.087



See TS 23.135



See TS 23.093



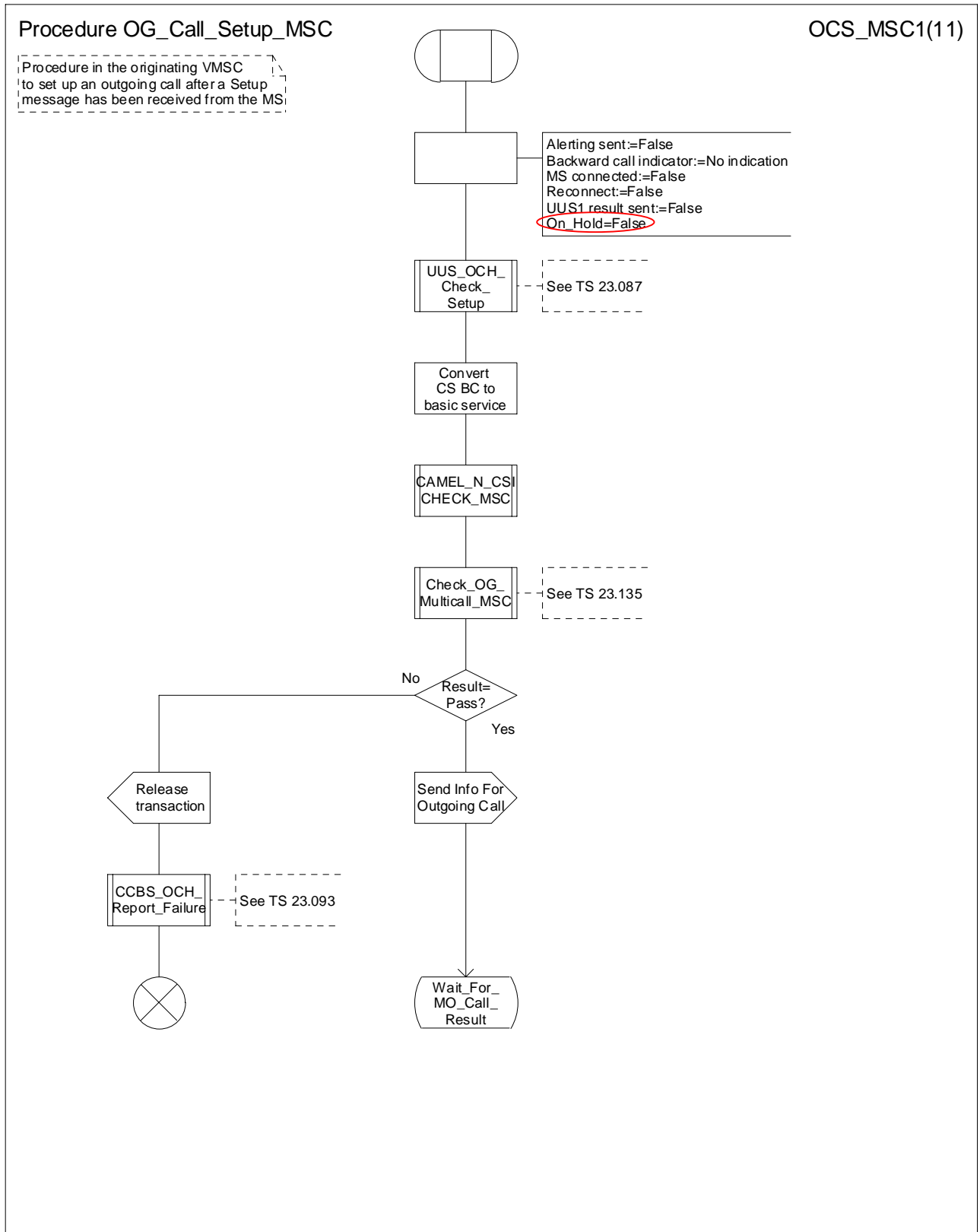


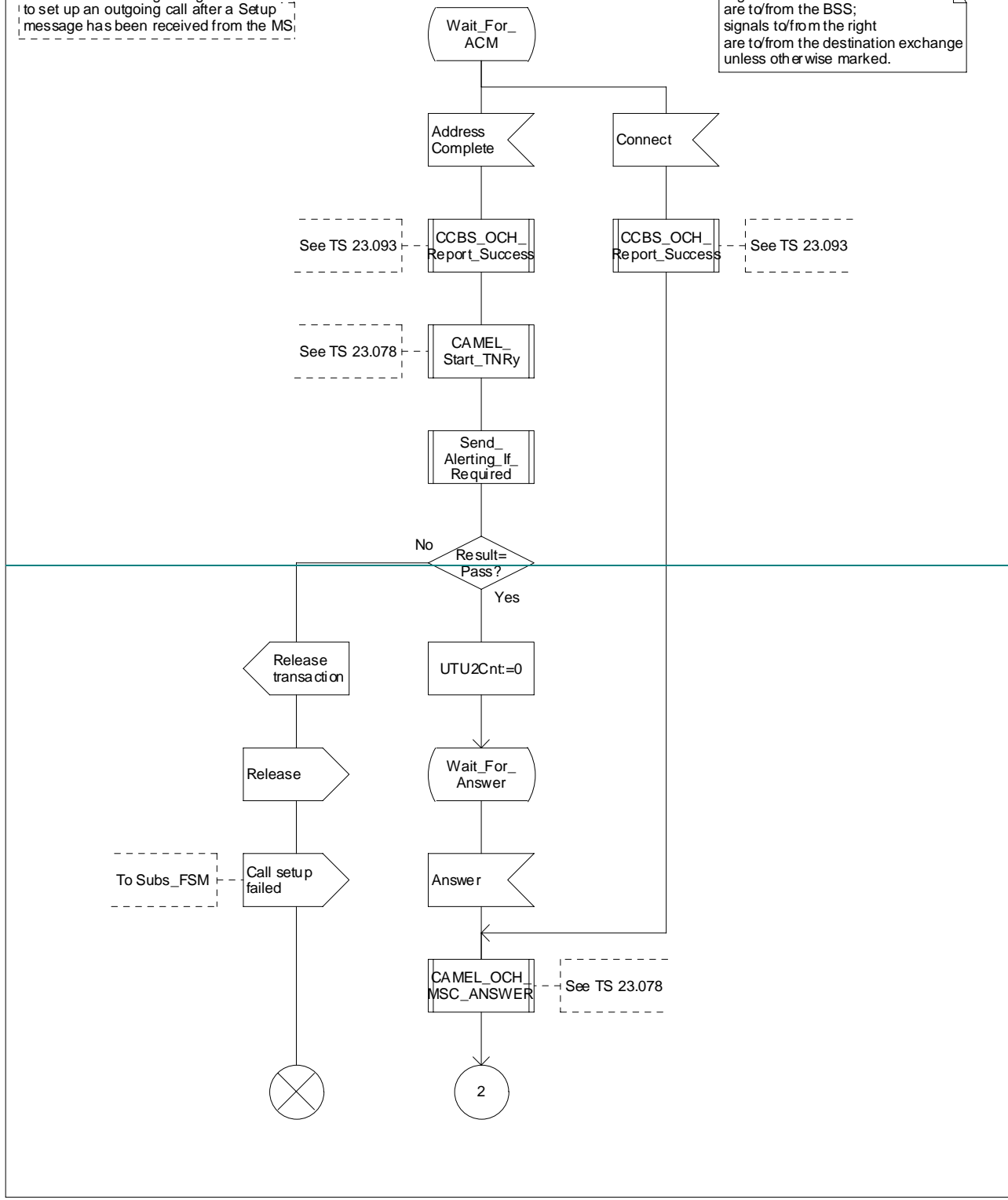
Figure 1a: Procedure Outgoing_Call_Setup_MSC (sheet 1)

Procedure OG_Call_Setup_MSC

OCS_MSC4(11)

Procedure in the originating VMSC to set up an outgoing call after a Setup message has been received from the MS.

Signals to/from the left are to/from the BSS; signals to/from the right are to/from the destination exchange unless otherwise marked.



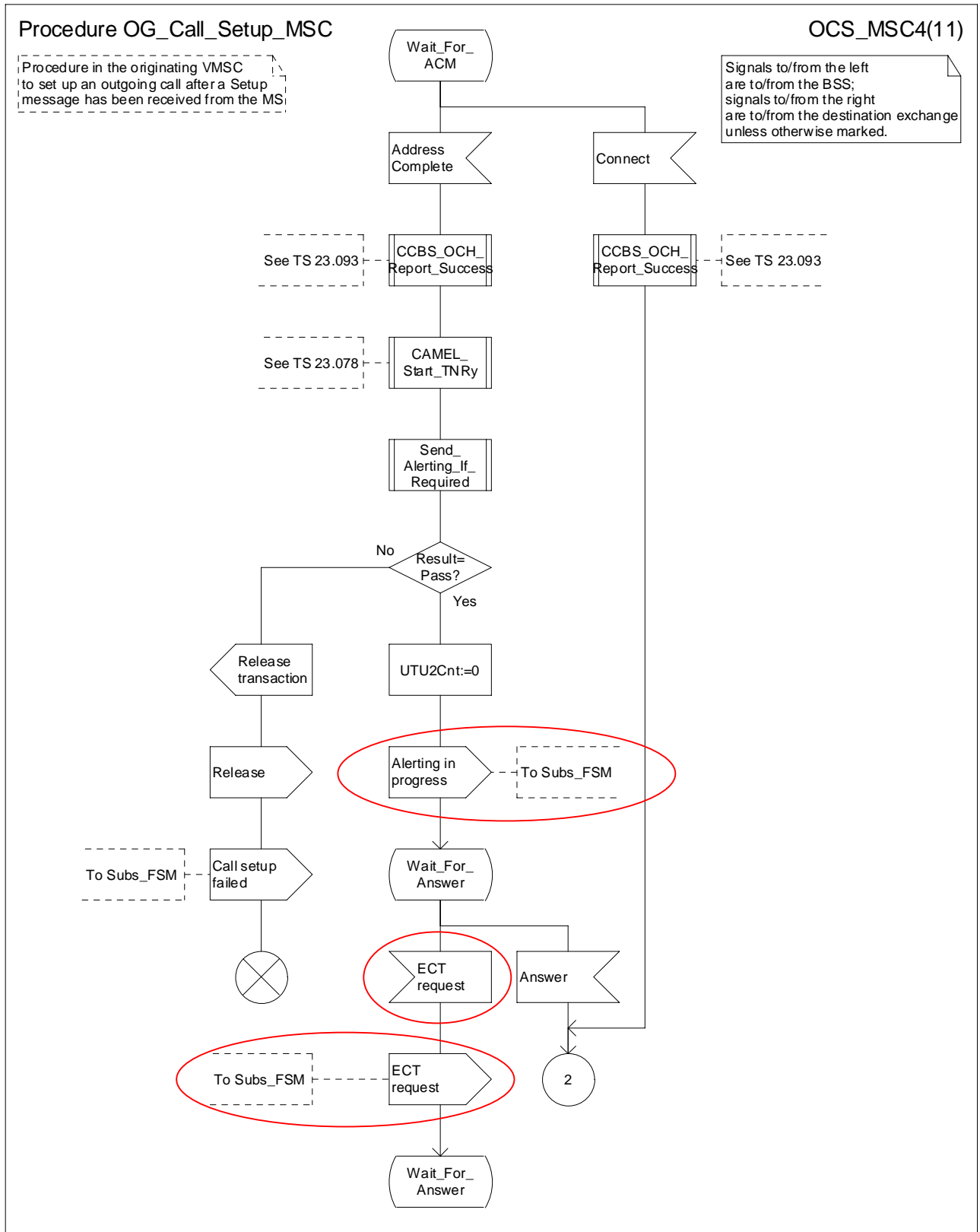
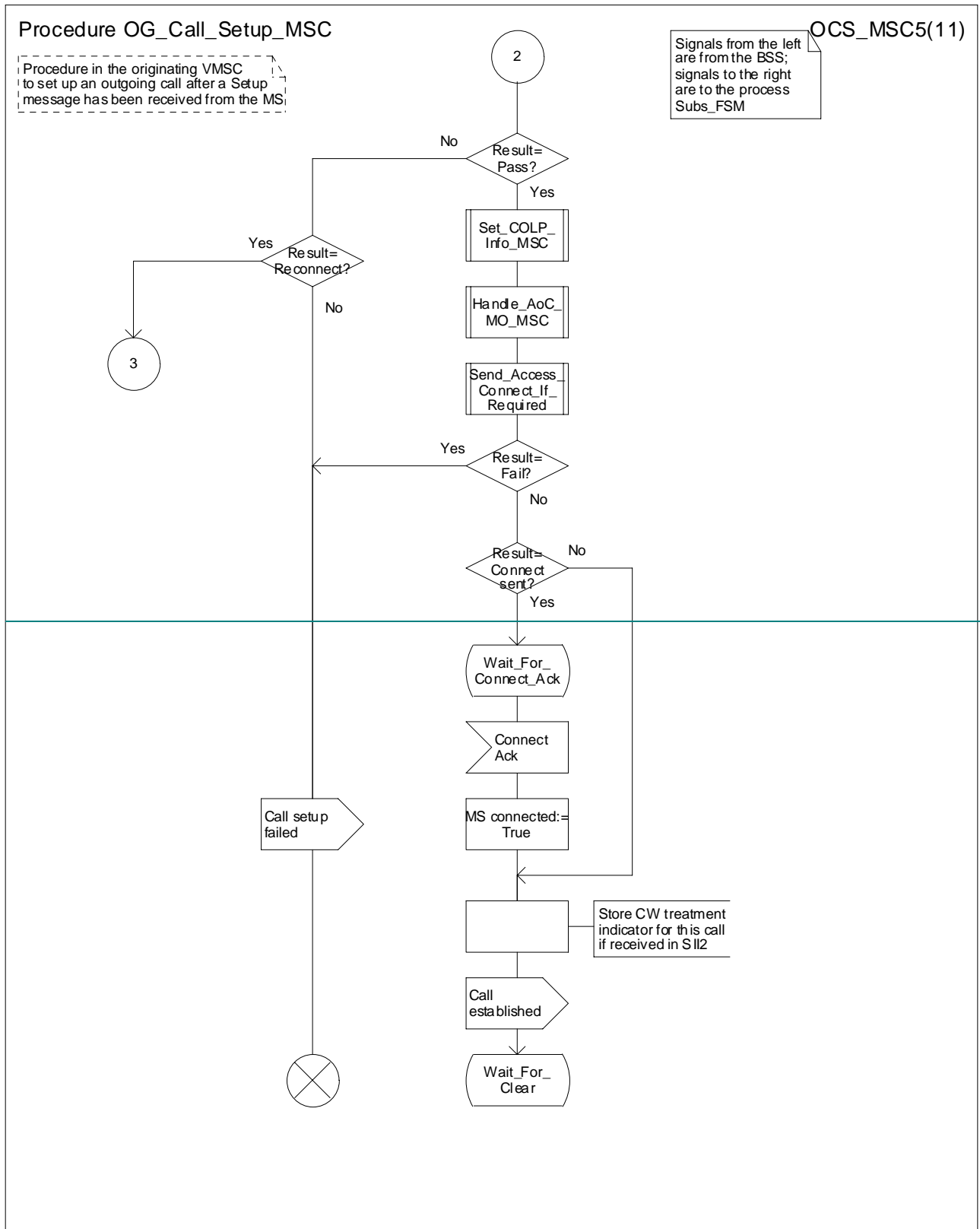


Figure 8d: Procedure Outgoing Call Setup_MSC (sheet 4)



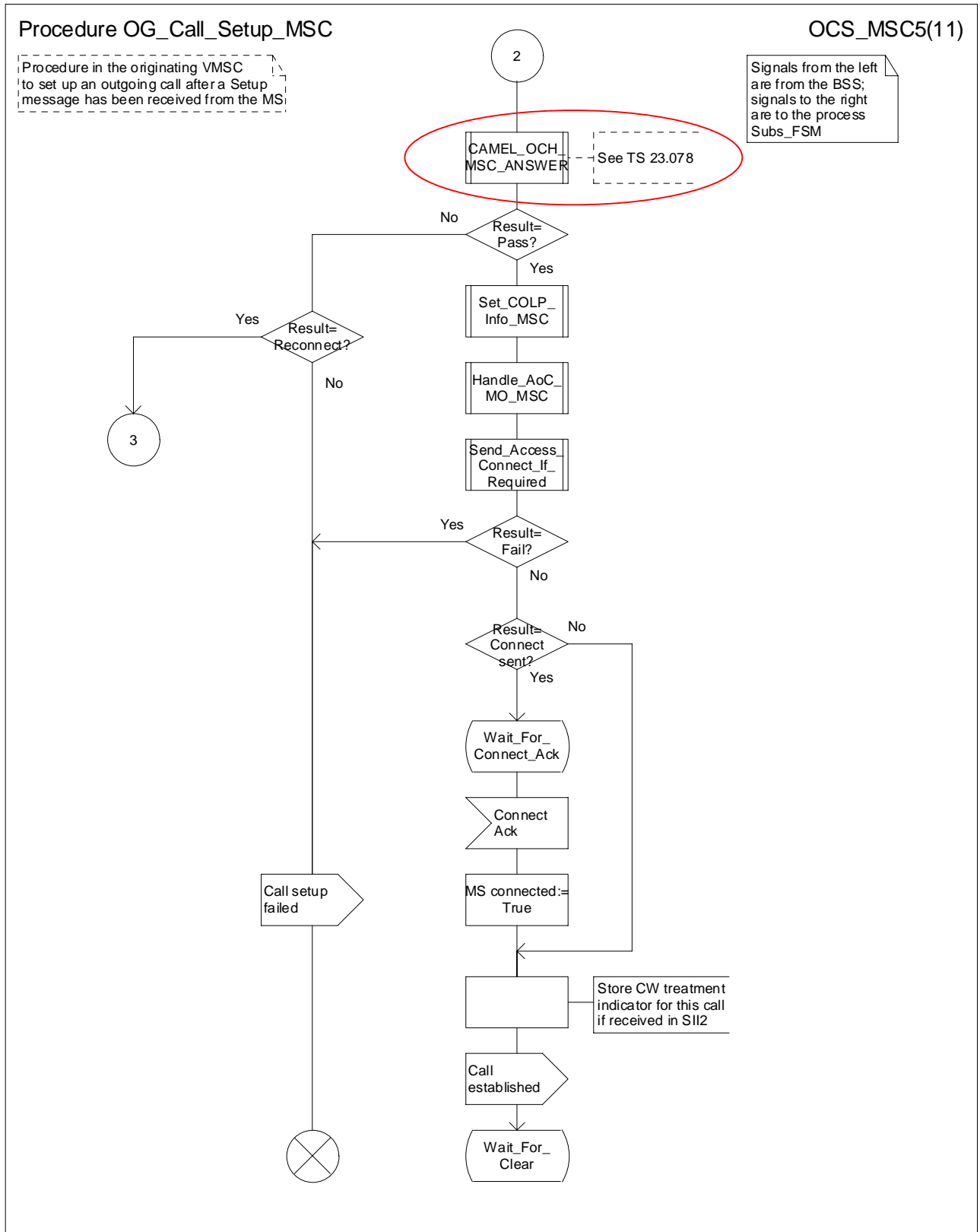


Figure 8e: Procedure Outgoing_Call_Setup_MSC (sheet 5)

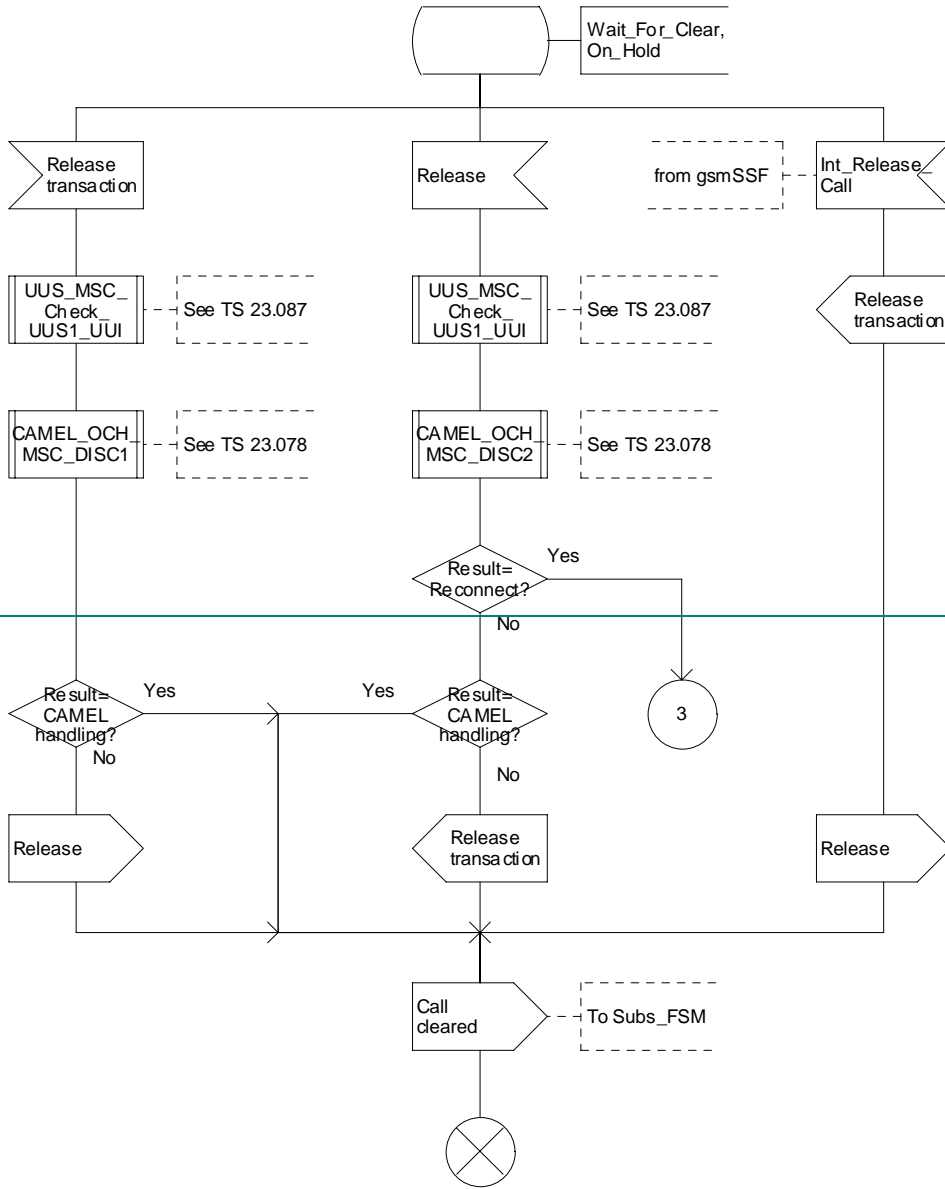
...

Procedure OG_Call_Setup_MSC

OCS_MSC9(11)

Procedure in the originating VMSC to set up an outgoing call after a Setup message has been received from the MS.

Signals to/from the left are to/from the BSS; signals to/from the right are to/from the destination exchange unless otherwise marked.



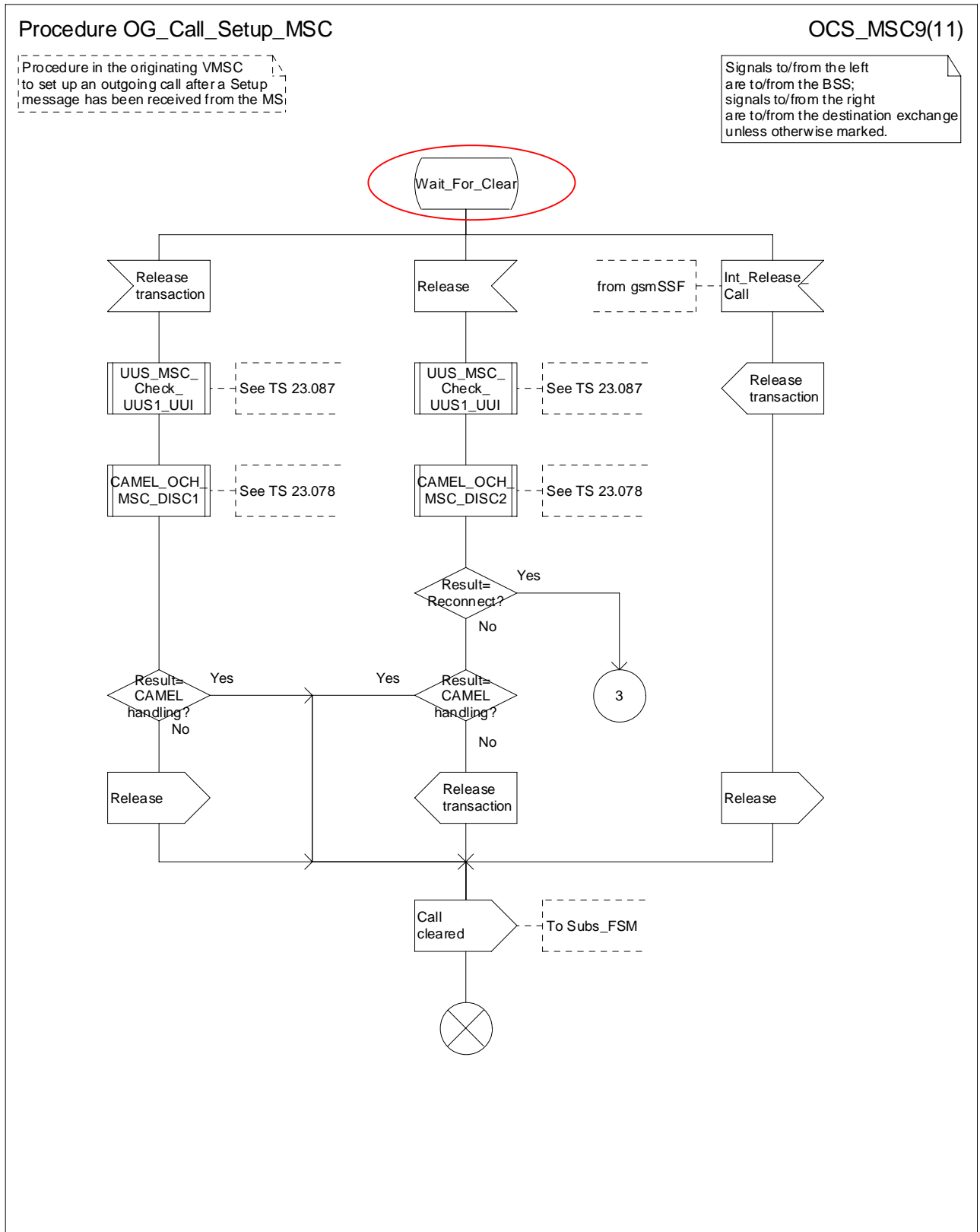


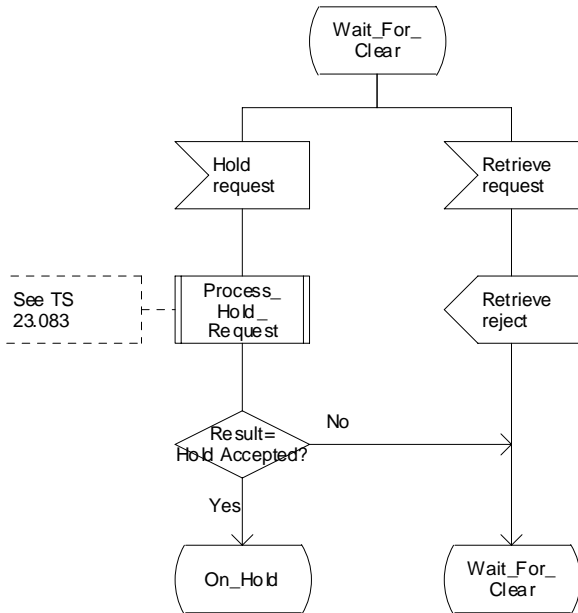
Figure 8i: Procedure **O**utgoing_Call_Setup_MSC (sheet 9)

Procedure OG_Call_Setup_MSC

OCS_MSC10(11)

Procedure in the originating VMSC to set up an outgoing call after a Setup message has been received from the MS

Signals to/from the left are to/from the BSS



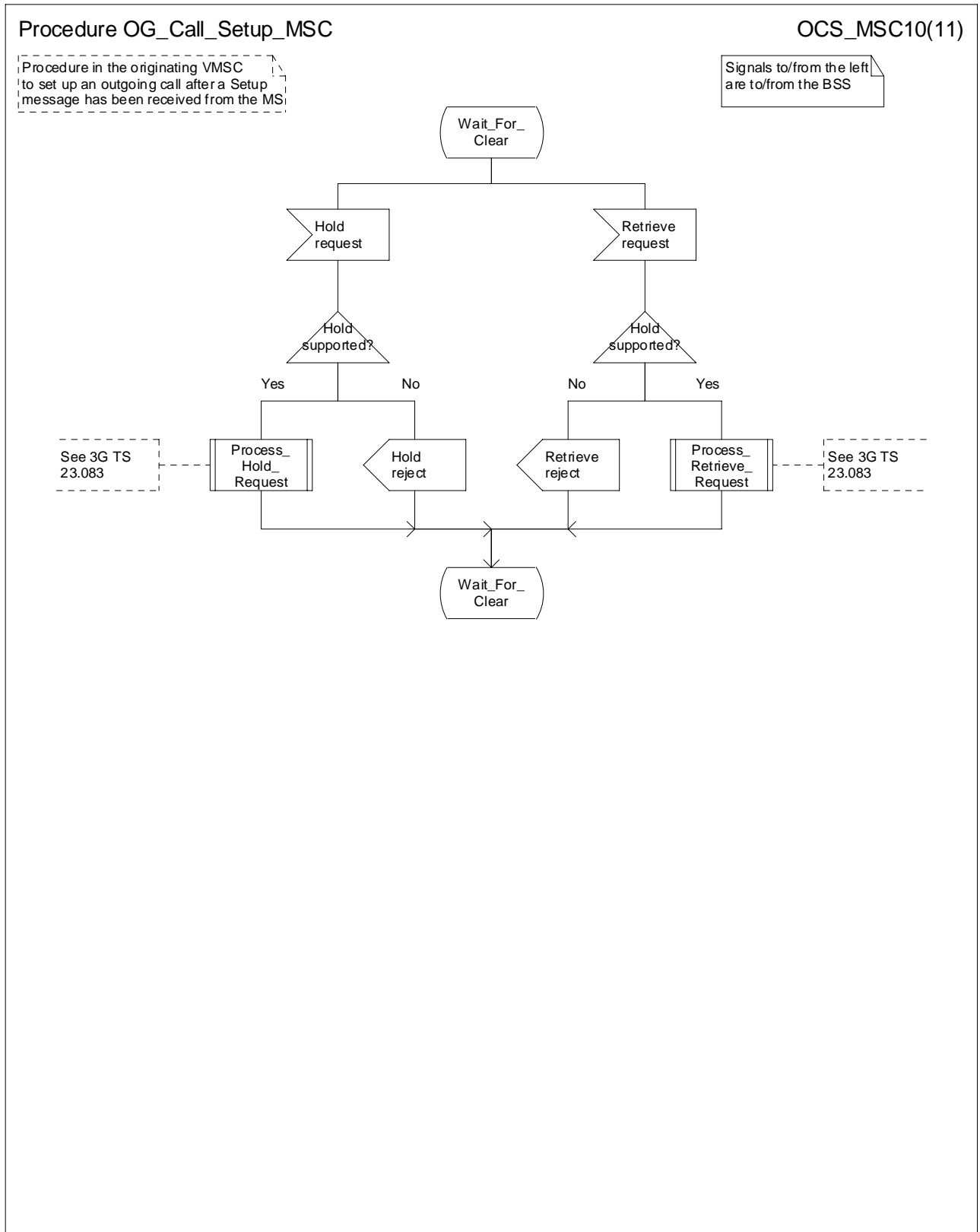


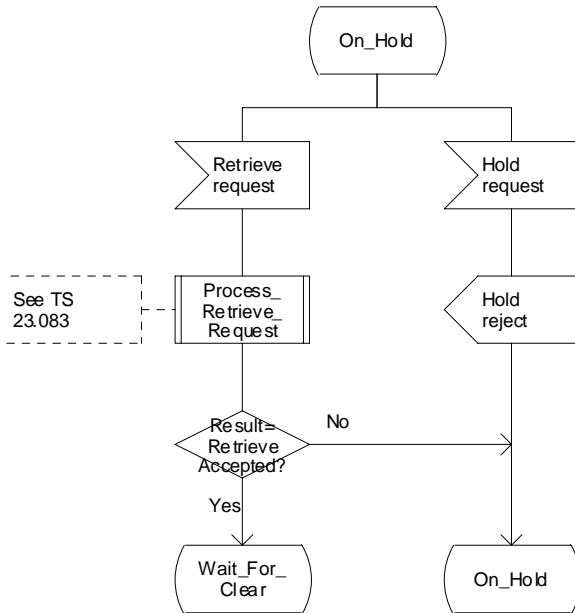
Figure 8j: Procedure Outgoing_Call_Setup_MSC (sheet 10)

Procedure OG_Call_Setup_MSC

OCS_MSC11(11)

Procedure in the originating VMSC to set up an outgoing call after a Setup message has been received from the MS.

Signals to/from the left are to/from the BSS; Signals to/from the right are to/from the ECT FSM



Procedure OG_Call_Setup_MSC

OCS_MSC11(11)

Procedure in the originating VMSC to set up an outgoing call after a Setup message has been received from the MS.

Signals from the left are from the BSS; signals to the right are to the Subs_FSM process.

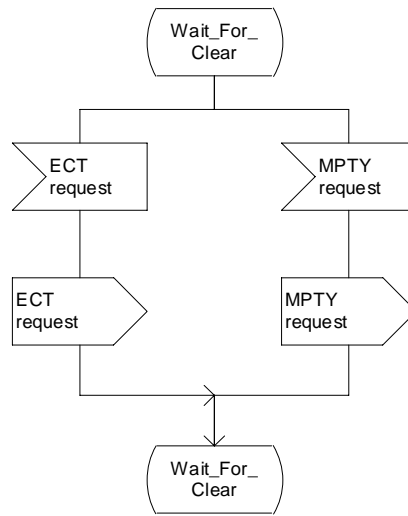


Figure 8k: Procedure Outgoing_Call_Setup_MSC (sheet 11)

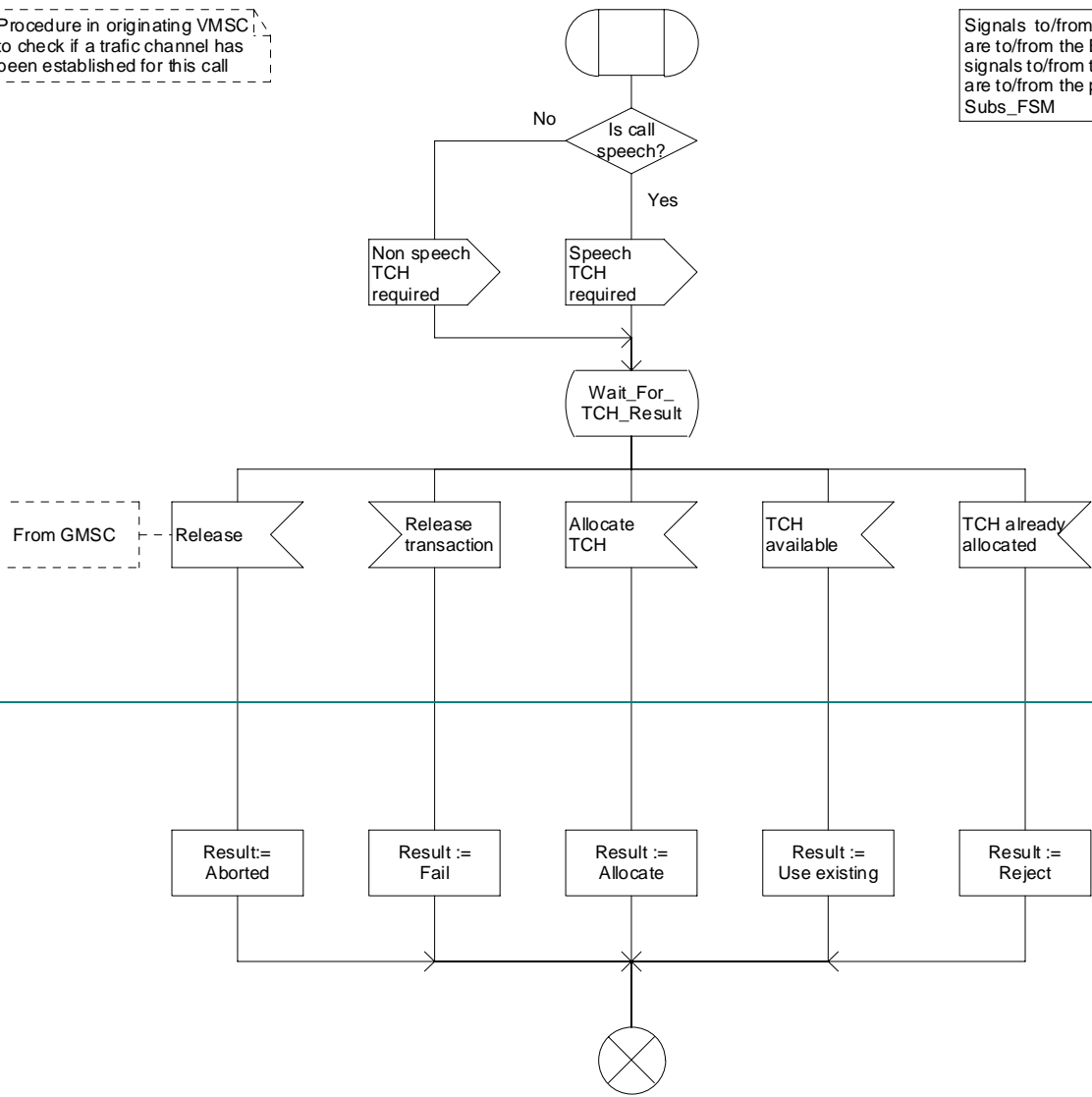
...

Procedure TCH_Check

1(1)

Procedure in originating VMSC to check if a traffic channel has been established for this call

Signals to/from the left are to/from the BSS; signals to/from the right are to/from the process Subs_FSM



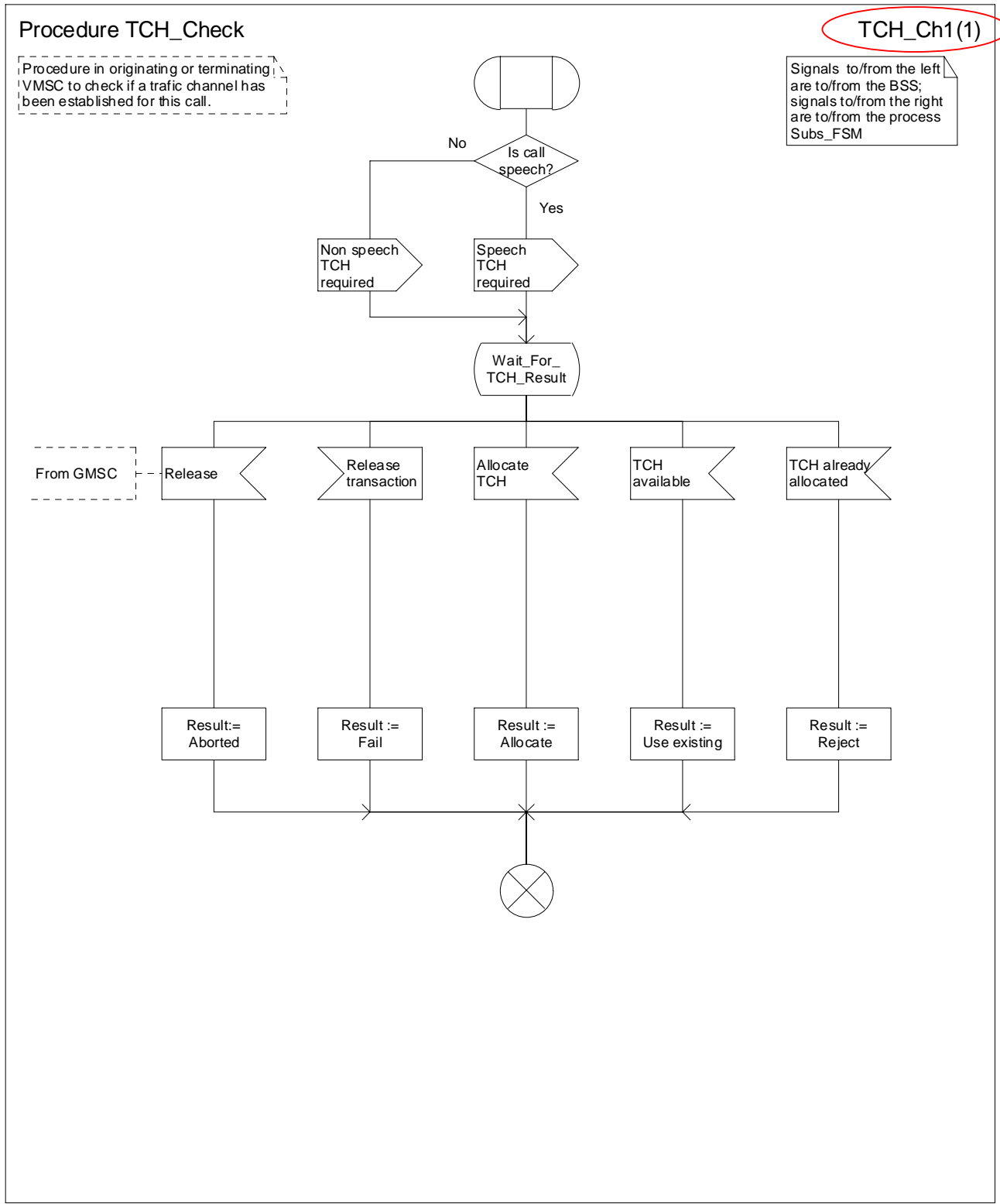


Figure 19: Procedure **OCH_VLR**TCH_Check

****** Next Modified Section ******

7.3 MT call

7.3.1 Functional requirements of serving MSC

7.3.1.1 Process ICH_MSC

...

Sheet 1: the procedure CAMEL_ICH_MSC_INIT is specific to CAMEL phase 3 or later; it is specified in 3GPP TS 23.078 [12].

Sheet 1: The variable "On_Hold" is used only if the VMSC supports Call Hold.

...

Sheet 11, sheet 12: the procedure CAMEL_MT_GMSC_DISC1 is called if the VMSC supports CAMEL phase 3 or later; it is specified in 3GPP TS 23.078 [12].

Sheet 11, sheet 12: the procedure CAMEL_MT_GMSC_DISC2 is called if the VMSC supports CAMEL phase 3 or later; it is specified in 3GPP TS 23.078 [12]. If the VMSC does not support CAMEL phase 3 or later, processing continues from the "No" exit of the test "Result=Reconnect?".

Sheet 11: the procedure UUS_MSC_Check_UUS1_UI is specific to UUS; it is specified in 3GPP TS 23.087 [20].

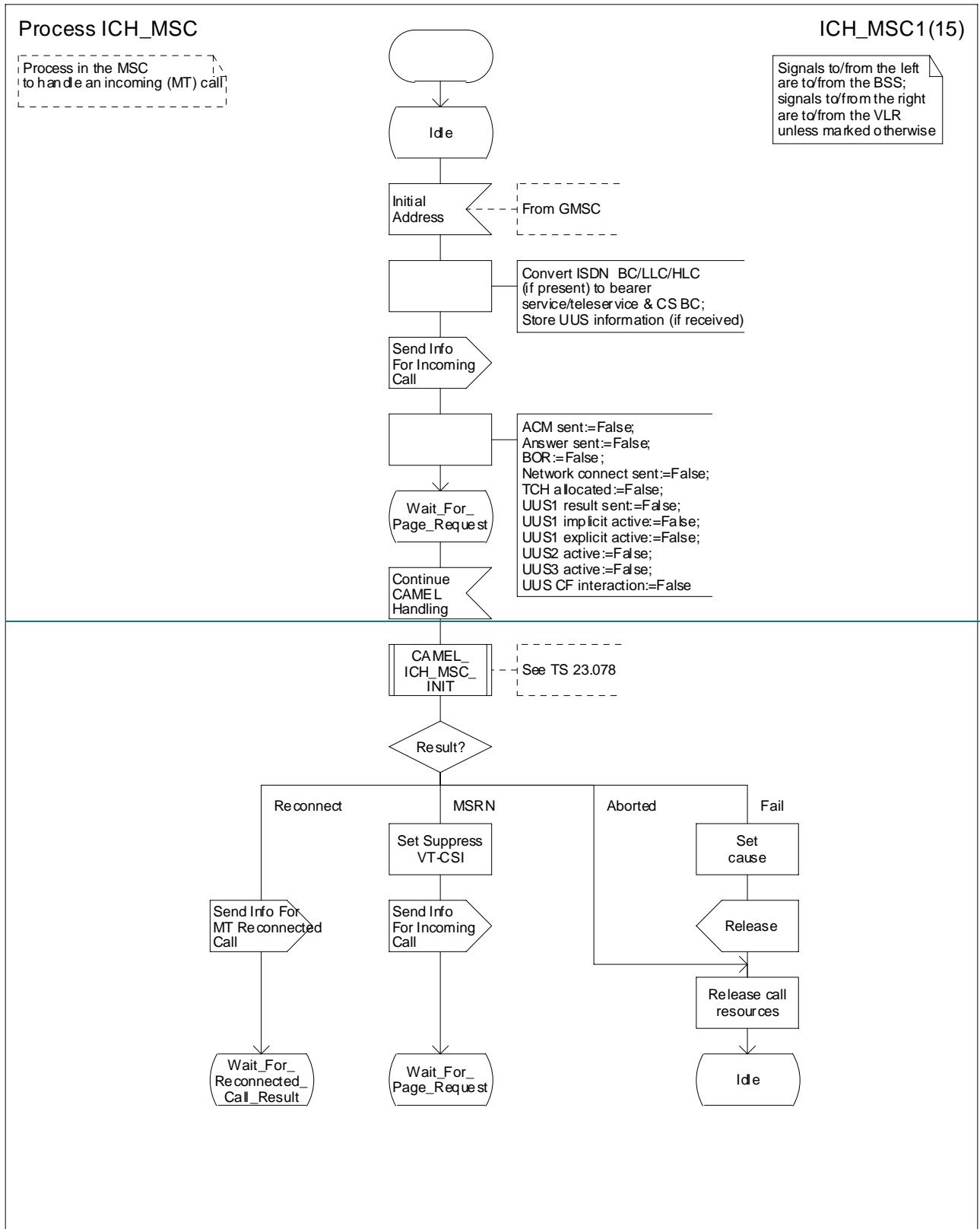
Sheet 12: after the VMSC has sent an IAM to the process MT_CF_MSC, it acts as a transparent relay for messages received from the GMSC and the process MT_CF_MSC. Any message other than Address Complete, Connect, Answer or Release causes no change of state in the process ICH_MSC.

Sheet 13: The processing on this sheet is specific to CAMEL phase 3 or later. If the VMSC does not support CAMEL phase 3 or later, the input signal Int_Release Call will not be received.

Sheet 14: the procedure Process_Hold_Request is specific to Call Hold; it is specified in 3GPP TS 23.083[16].

Sheet 15: the procedure Process_Retrieve_request is specific to Call_Hold; it is specified in 3GPP TS 23.083[16].

...



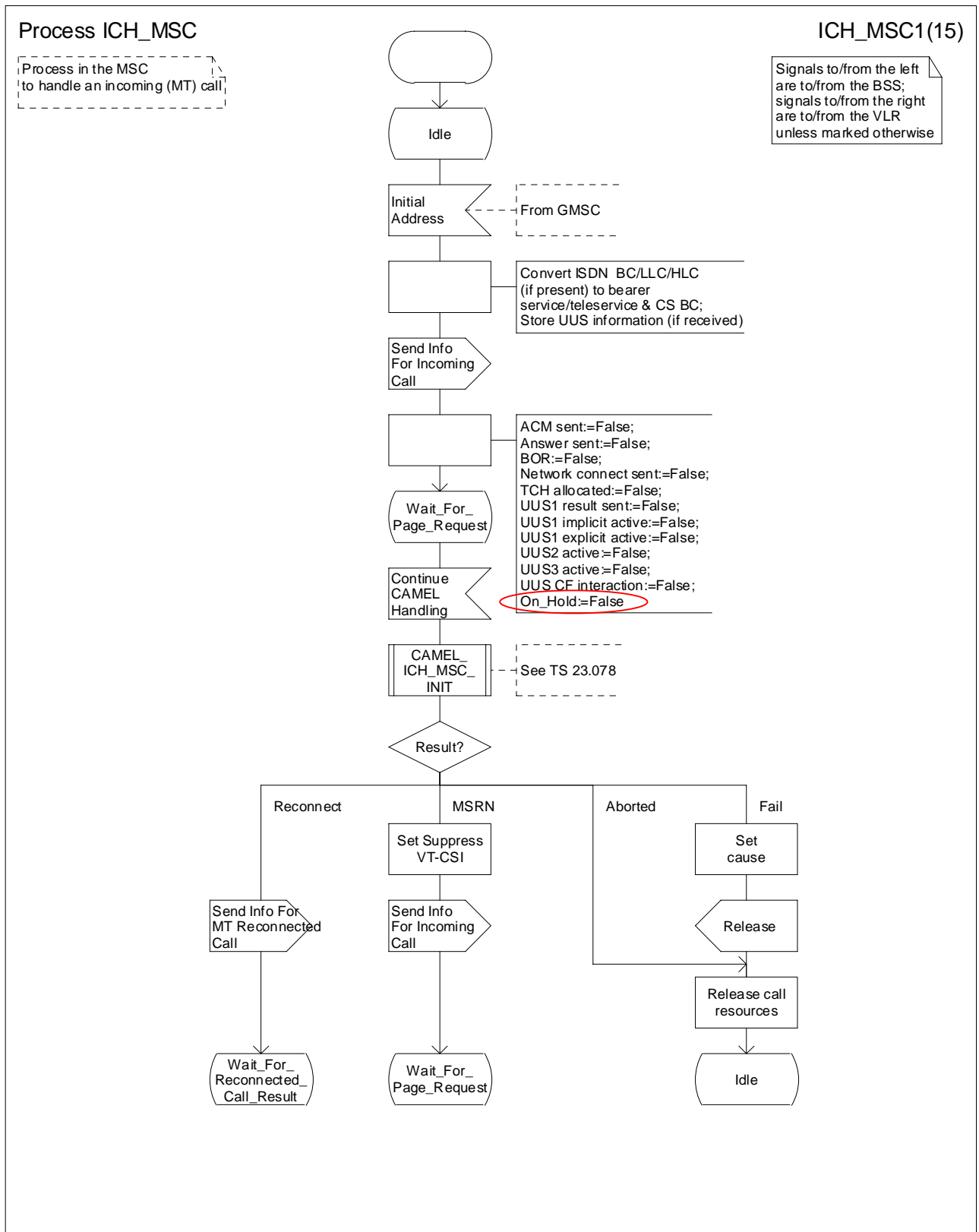
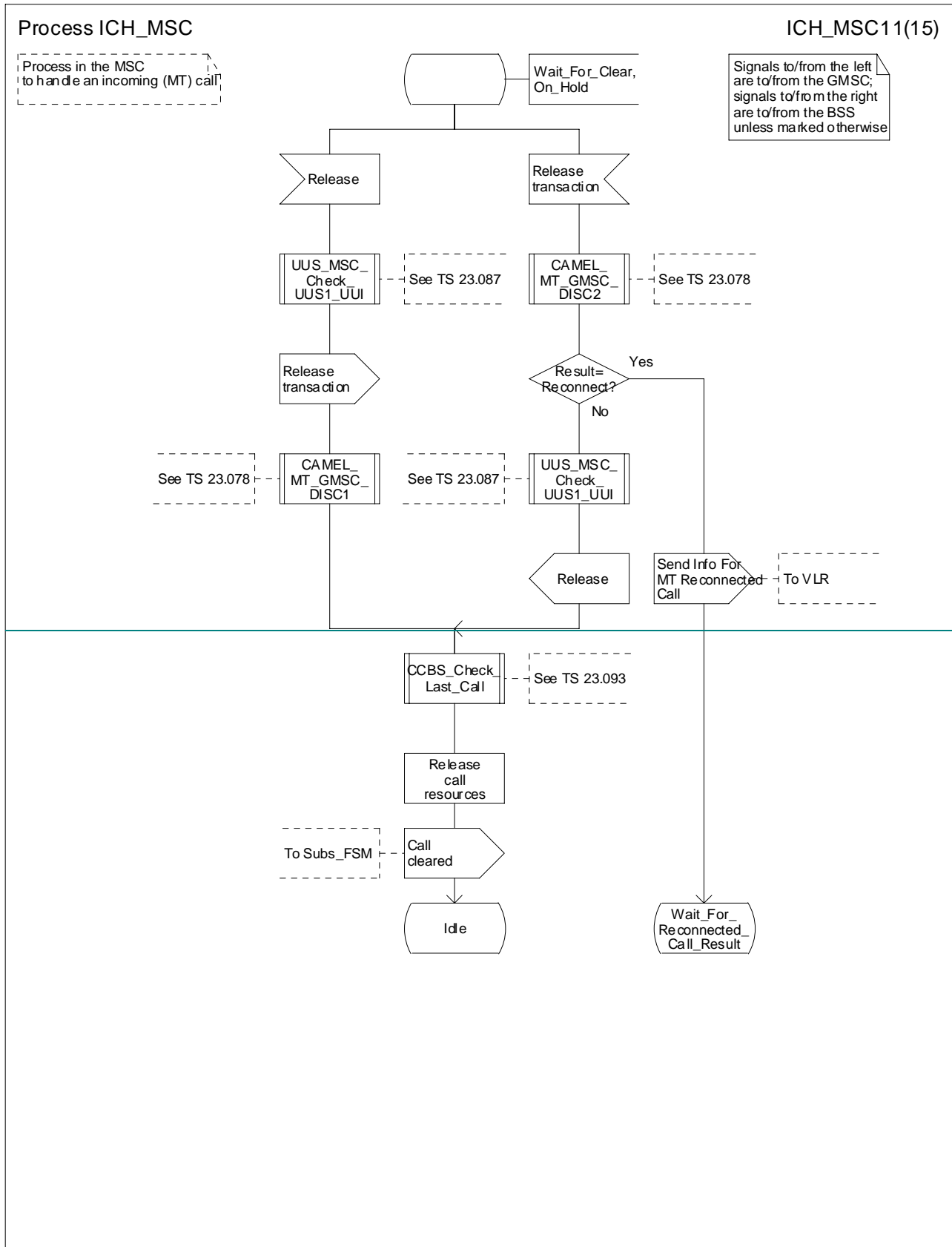


Figure 2a: Process ICH_MSC (sheet 1)



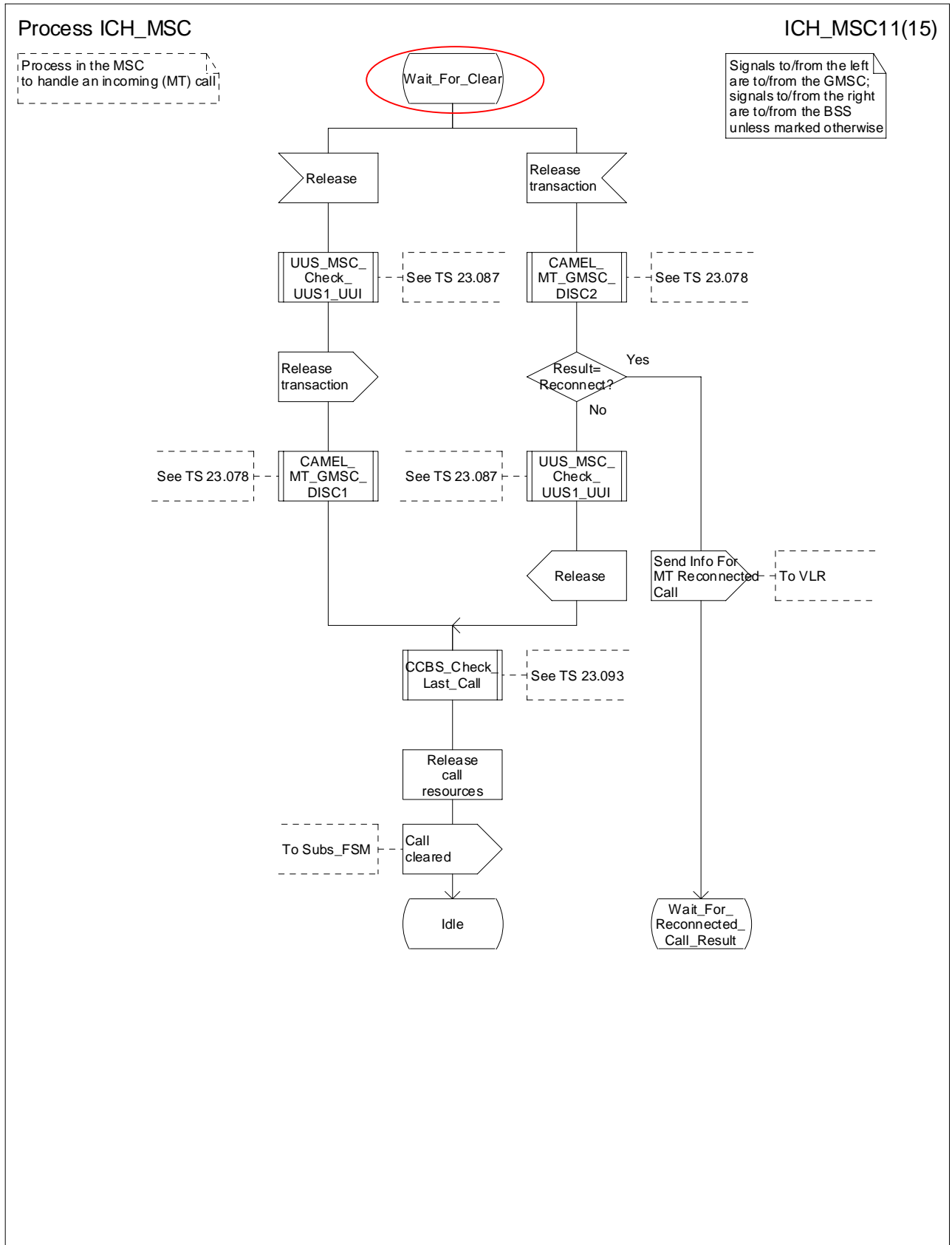


Figure 67k: Process ICH_MSC (sheet 11)

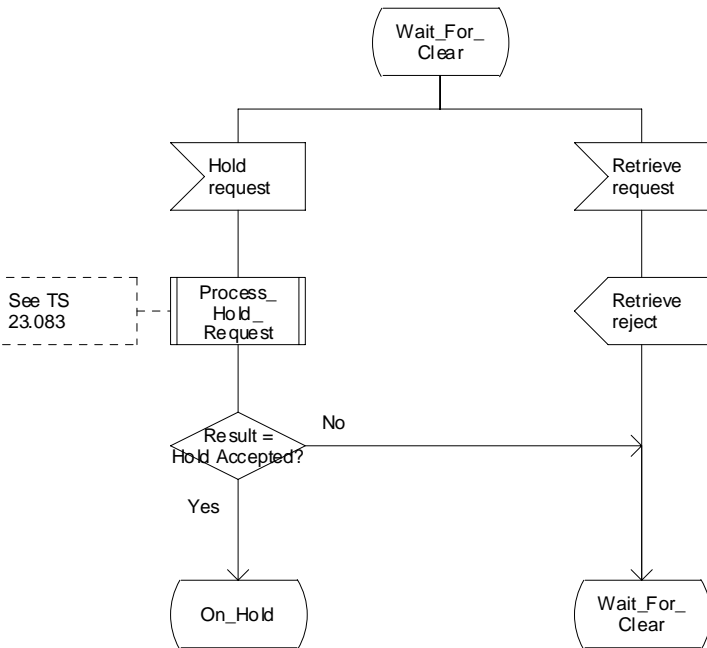
...

Process ICH_MSC

ICH_MSC14(15)

Process in the MSC to handle an incoming (MT) call

Signals to/from the left are to/from the BSS



See TS 23.083

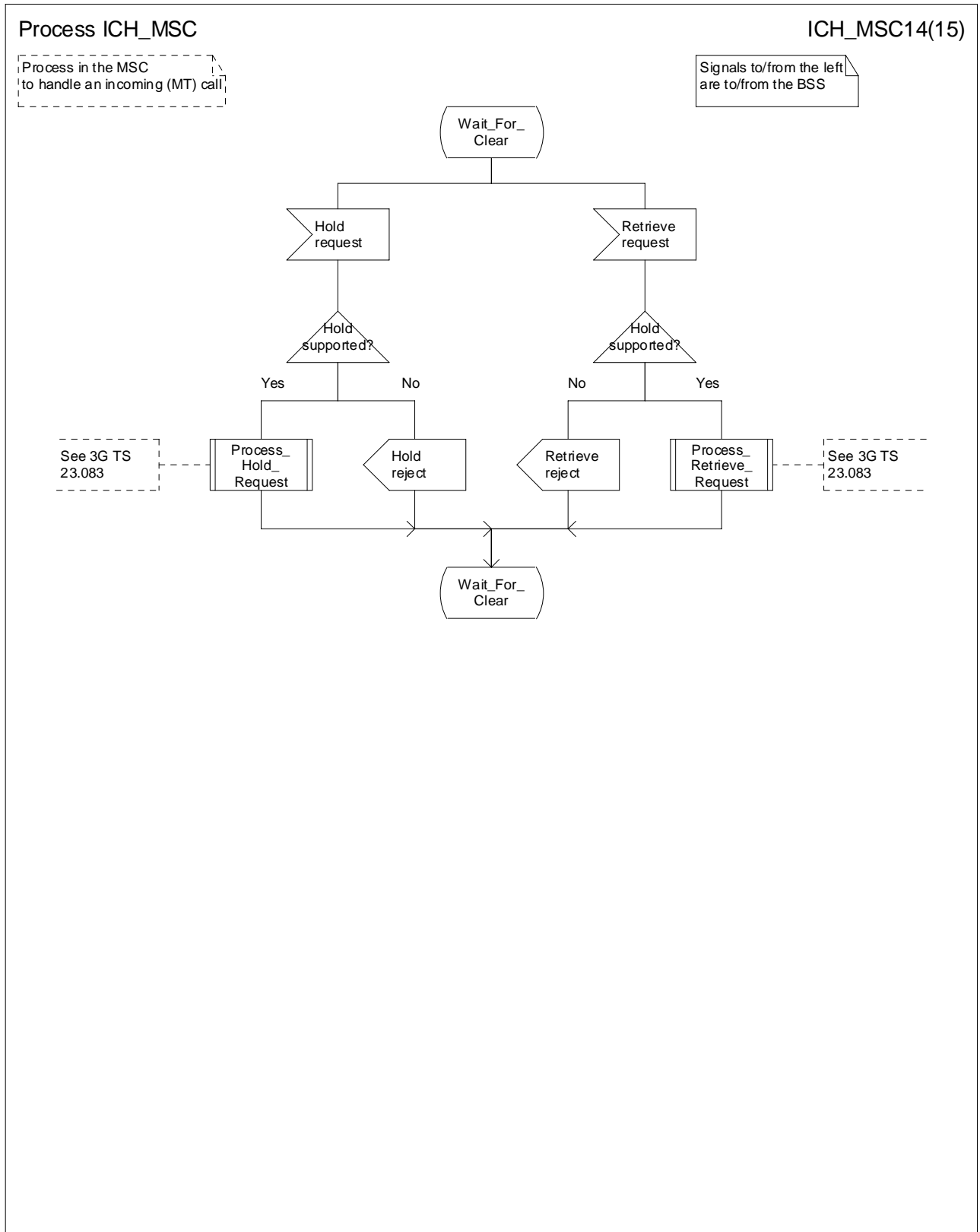


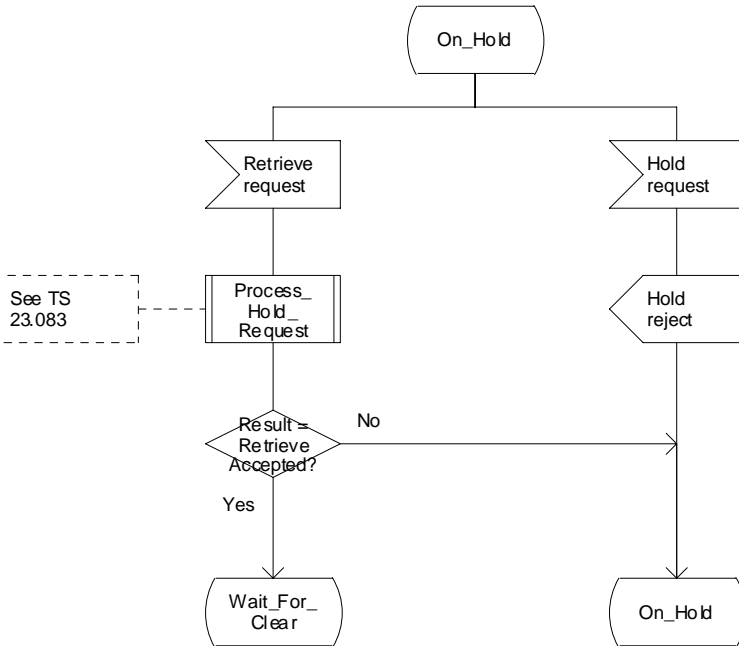
Figure 67n: Process ICH_MSC (sheet 14)

Process ICH_MSC

ICH_MSC15(15)

Process in the MSC to handle an incoming (MT) call

Signals to/from the left are to/from the BSS; signals to/from the right are to/from the ECT FSM



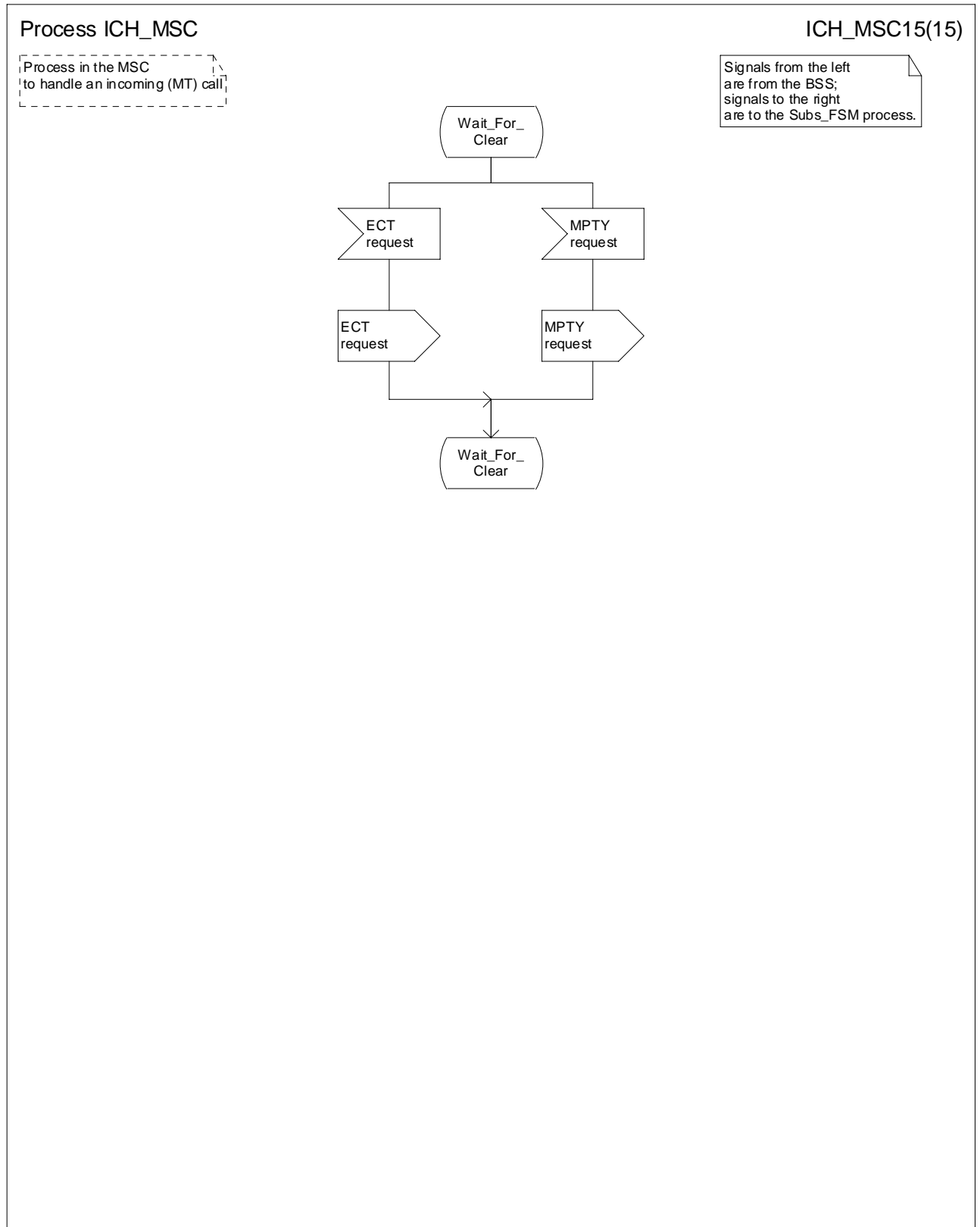


Figure 67o: Process ICH_MSC (sheet 15)

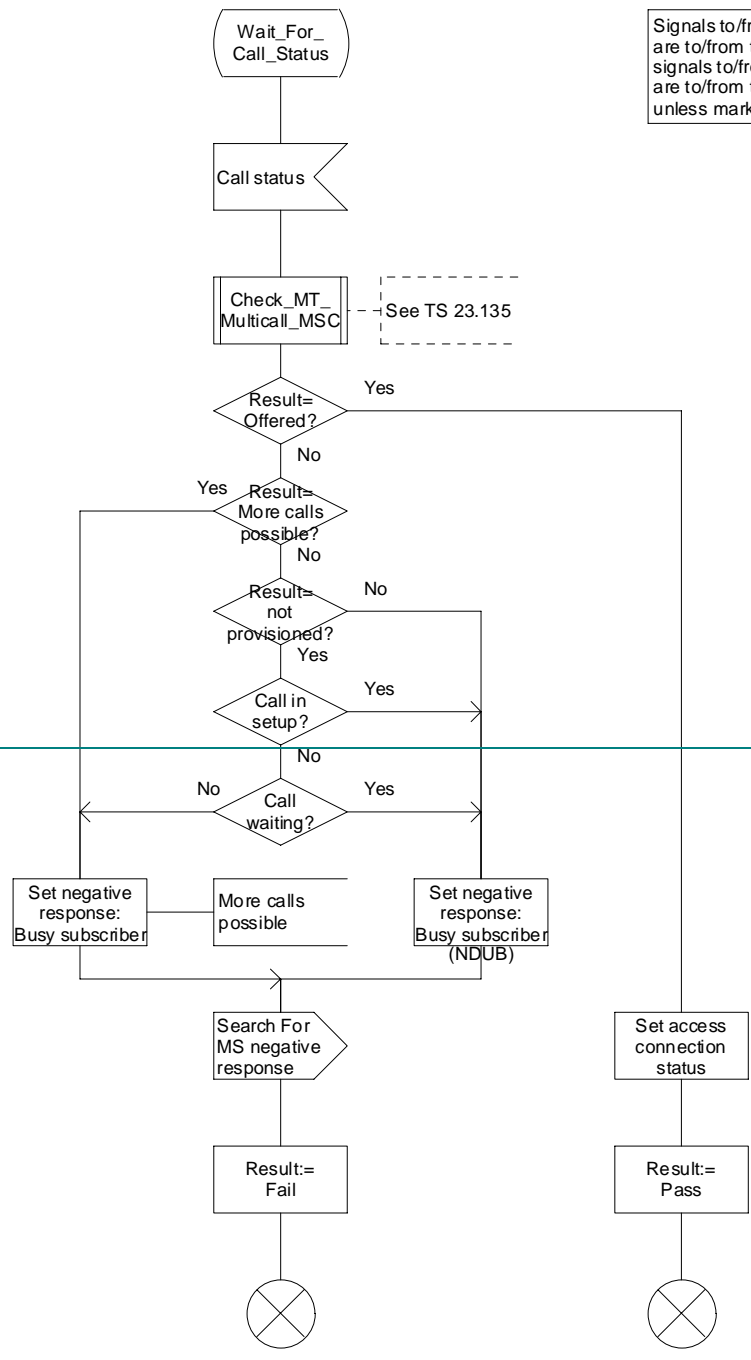
...

Procedure Page_MS_MSC

PAGE_M2(3)

Procedure in the MSC to page an MS in a specified location area

Signals to/from the left are to/from the BSS; signals to/from the right are to/from the VLR unless marked otherwise



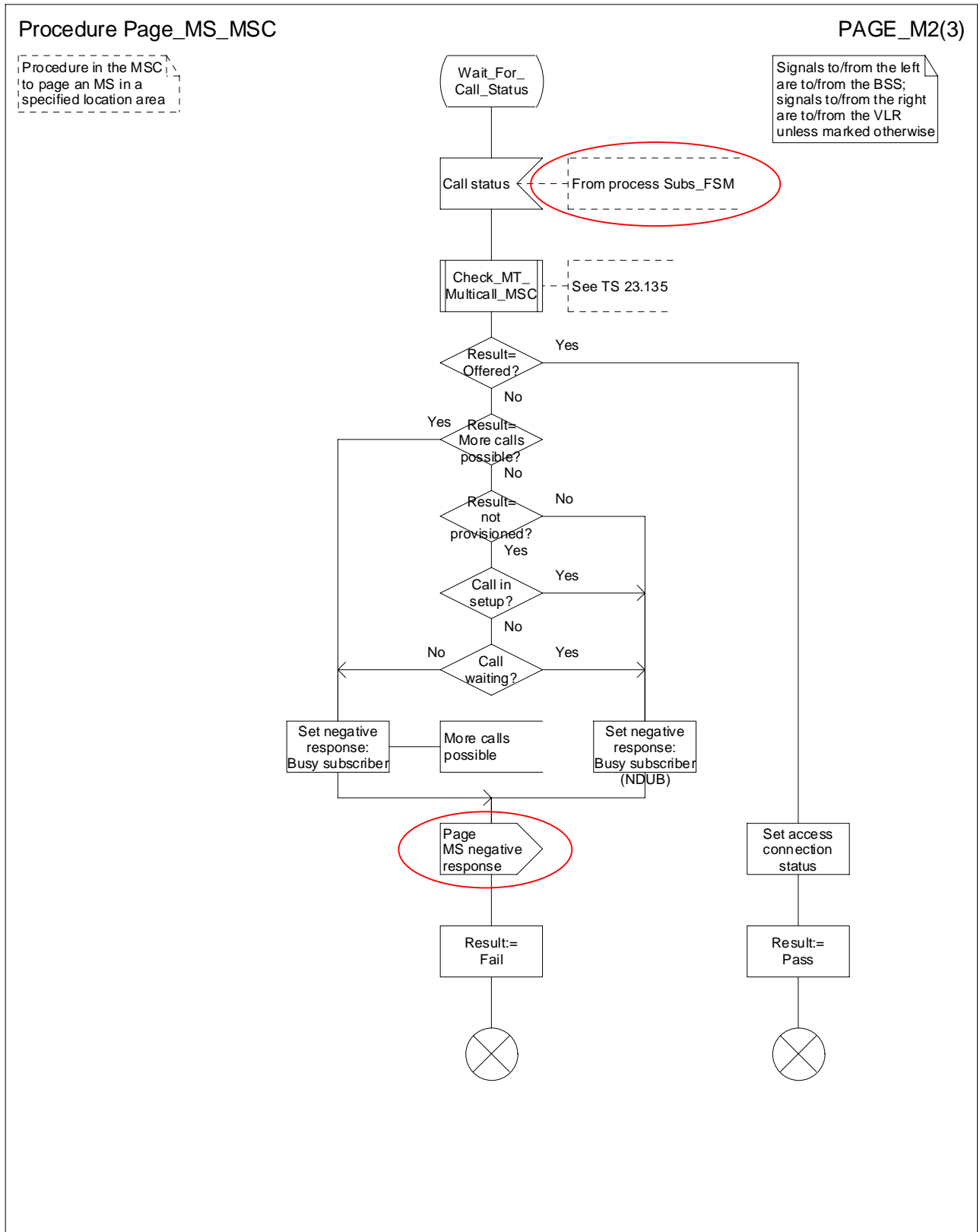


Figure 68b: Procedure Page_MS_MSC (sheet 2)

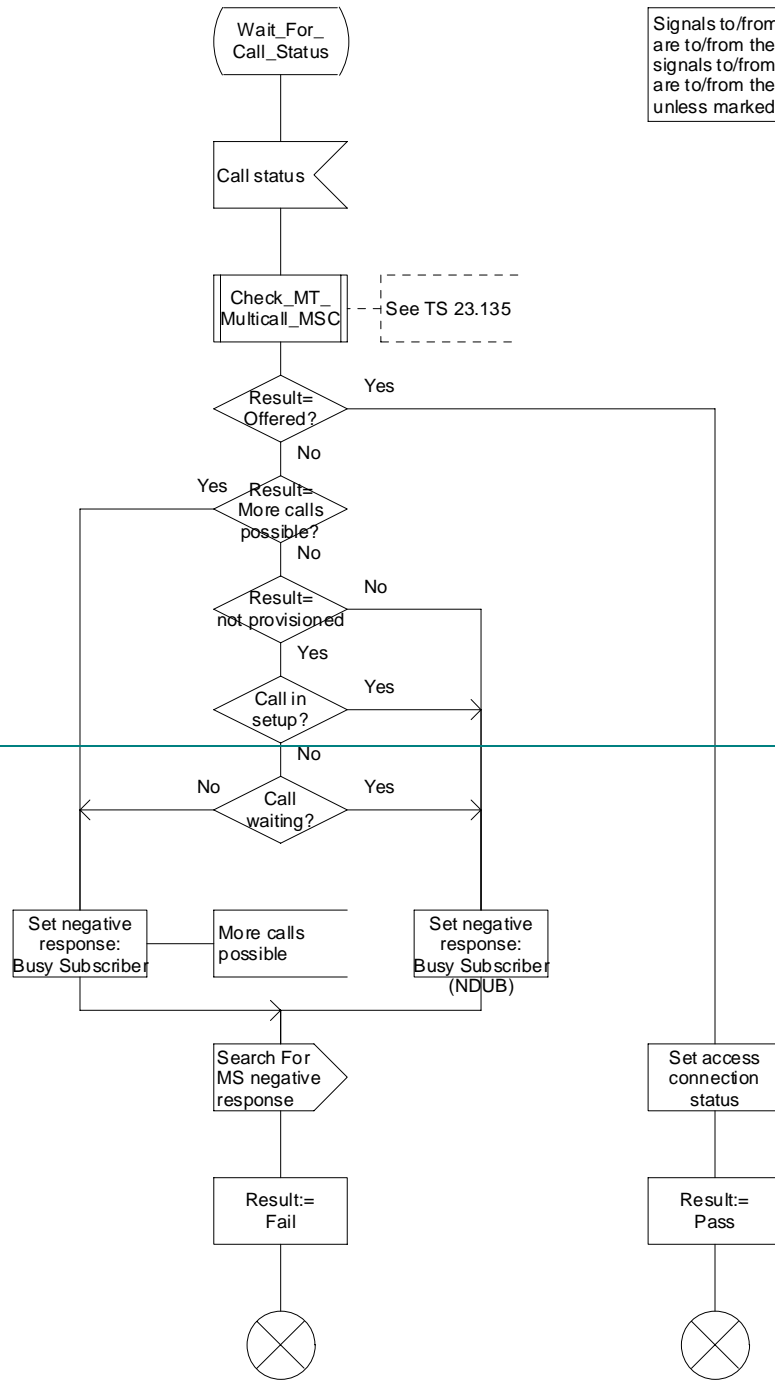
...

Procedure Search_For_MS_MSC

SRCH_M2(3)

Procedure in the MSC to search for an MS (page in all location areas)

Signals to/from the left are to/from the BSS; signals to/from the right are to/from the VLR unless marked otherwise



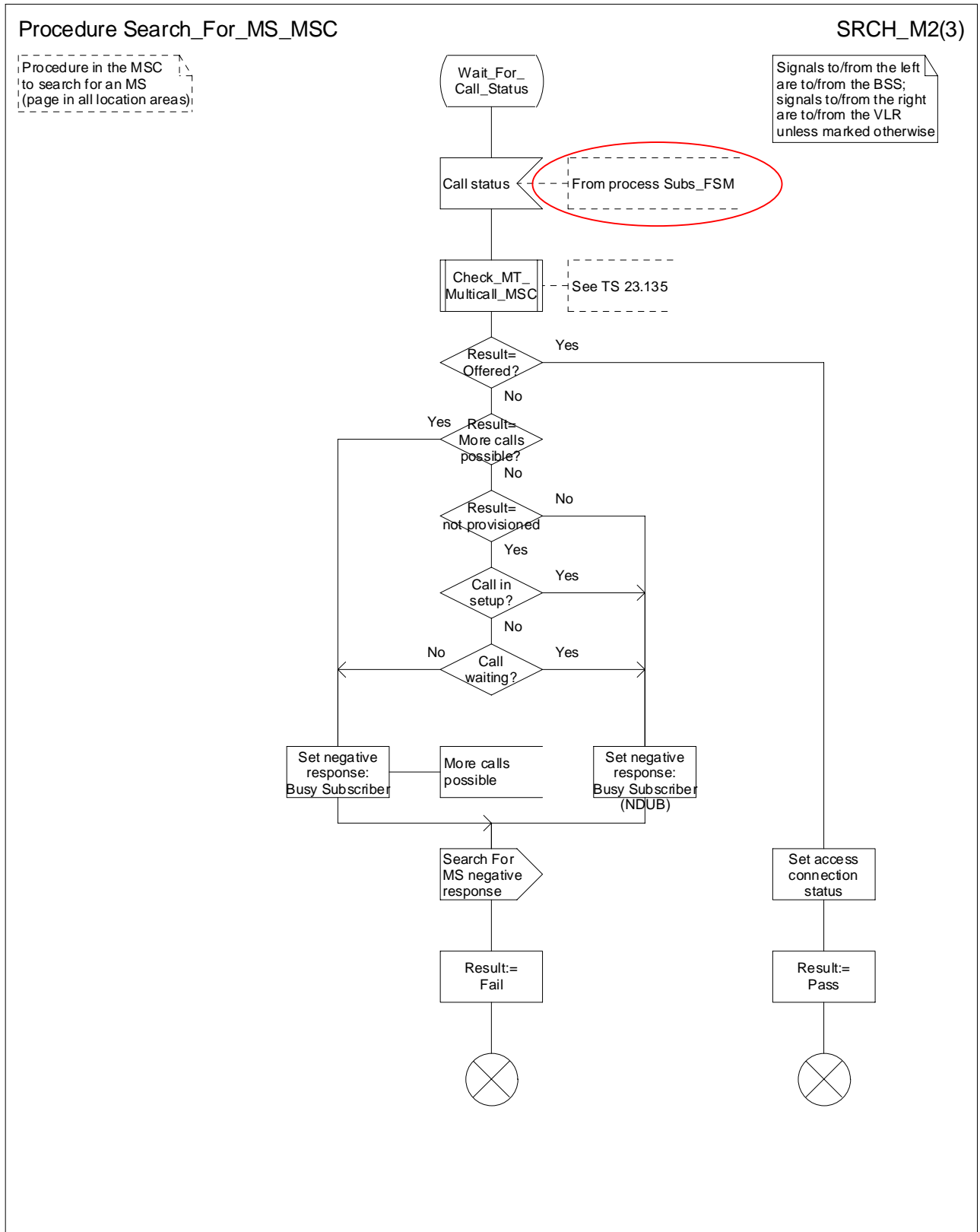


Figure 69b: Procedure Search_For_MS_MSC (sheet 2)

...

****** Next Modified Section ******

7.4 Subs_FSM

7.4.1 Functional requirements of serving MSC

7.4.1.1 Process Subs_FSM

One instance of the process Subs_FSM runs for each subscriber who is involved in at least one call. It monitors the state of any ongoing calls for that subscriber. The individual call control processes OCH_MSC and ICH_MSC submit supplementary service requests received from the MS to the process Subs_FSM, which then responds appropriately.

The process Subs_FSM interacts with the processes OCH_MSC and ICH_MSC as specified in subclauses 7.1.1 and 7.3.1.

[Sheet 5, sheet 6, sheet 7, sheet 8, sheet 9, sheet 11, sheet 12, sheet 15: processing on this page will occur only if the VMSC supports HOLD.](#)

[Sheet 8: the procedure Handle_MPTY is specific to MPTY; it is specified in TS 23.084 \[17\].](#)

[Sheet 8: the procedure Handle_ECT_Active is specific to ECT; it is specified in TS 23.091 \[22\].](#)

[Sheet 10: processing on this page will occur only if the VMSC supports Multicall.](#)

[Sheet 12: the procedure Handle_ECT_Alerting is specific to ECT; it is specified in TS 23.091 \[22\].](#)

[Sheet 13, sheet 14: processing on this page will occur only if the VMSC supports both HOLD and Multicall.](#)

[7.4.1.1.1 Macro Check Ongoing Calls](#)

[7.4.1.1.2 Update Non Speech Calls Status](#)

[7.4.1.1.1 Increment Call Counter](#)

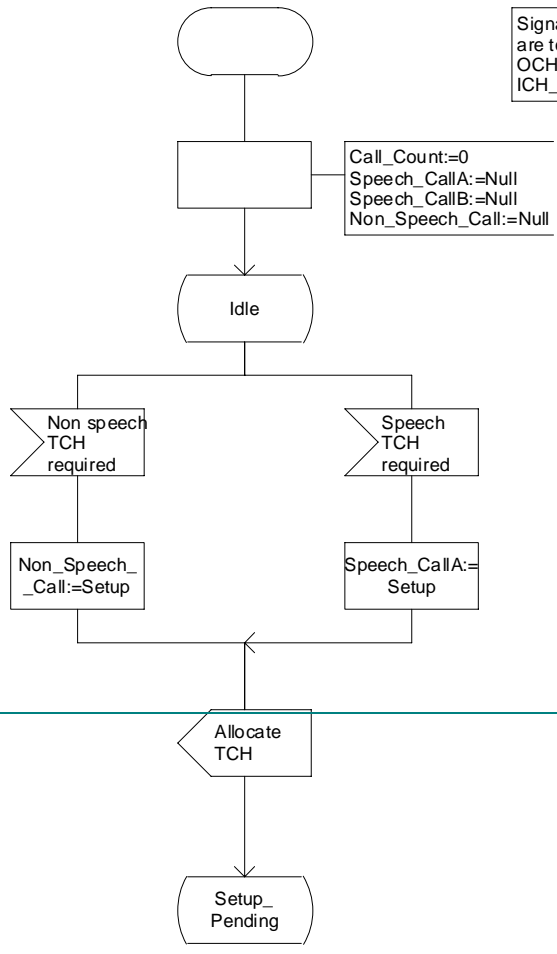
[7.4.1.1.1 Decrement Call Counter](#)

Process Subs_FSM

SFSM1(14)

Process in the originating MSC to control the call states on a per subscriber basis.

Signals to/from the left are to/from either process OCH_MSC or process ICH_MSC



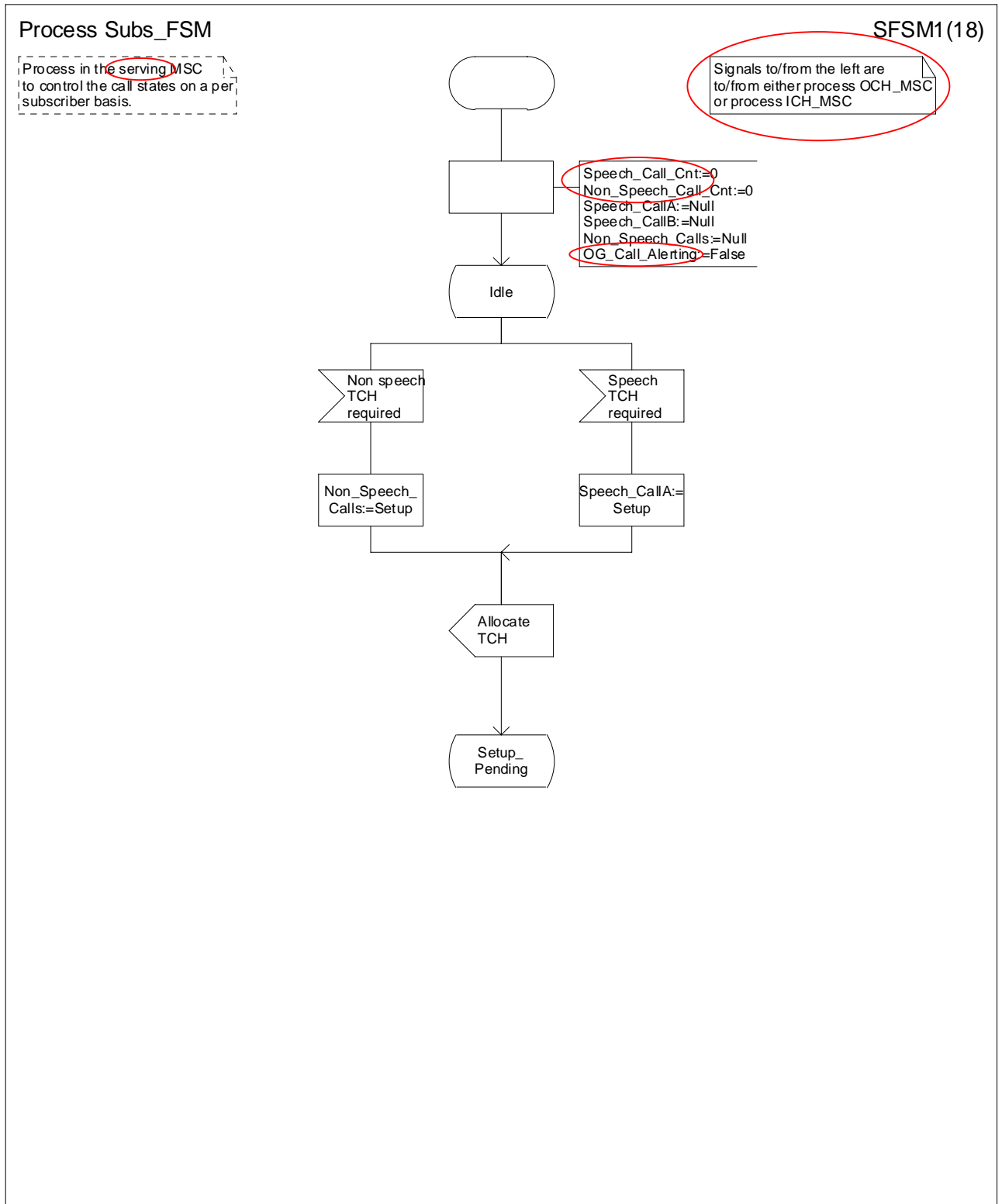


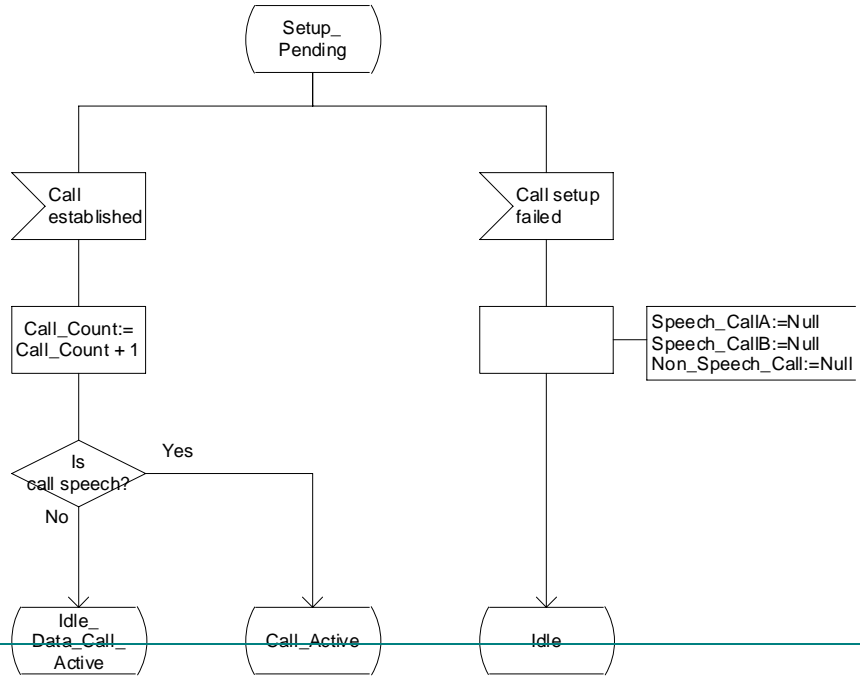
Figure 84a: Process Subs_FSM (sheet 1)

Process Subs_FSM

SFSM2(14)

Process in the originating MSC to control the call states on a per subscriber basis.

Signals to/from the left are to/from either process OCH_MSC or process ICH_MSC



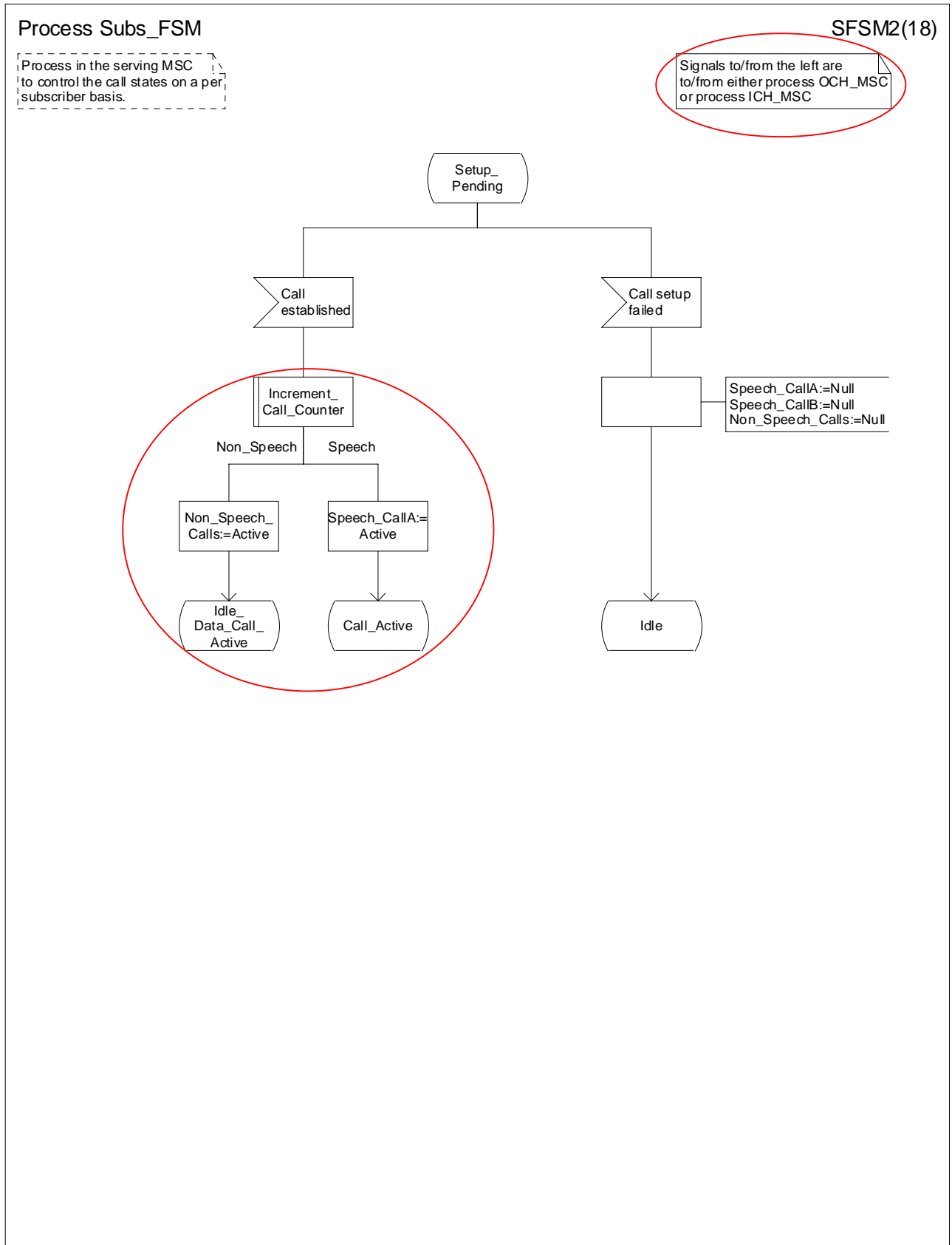


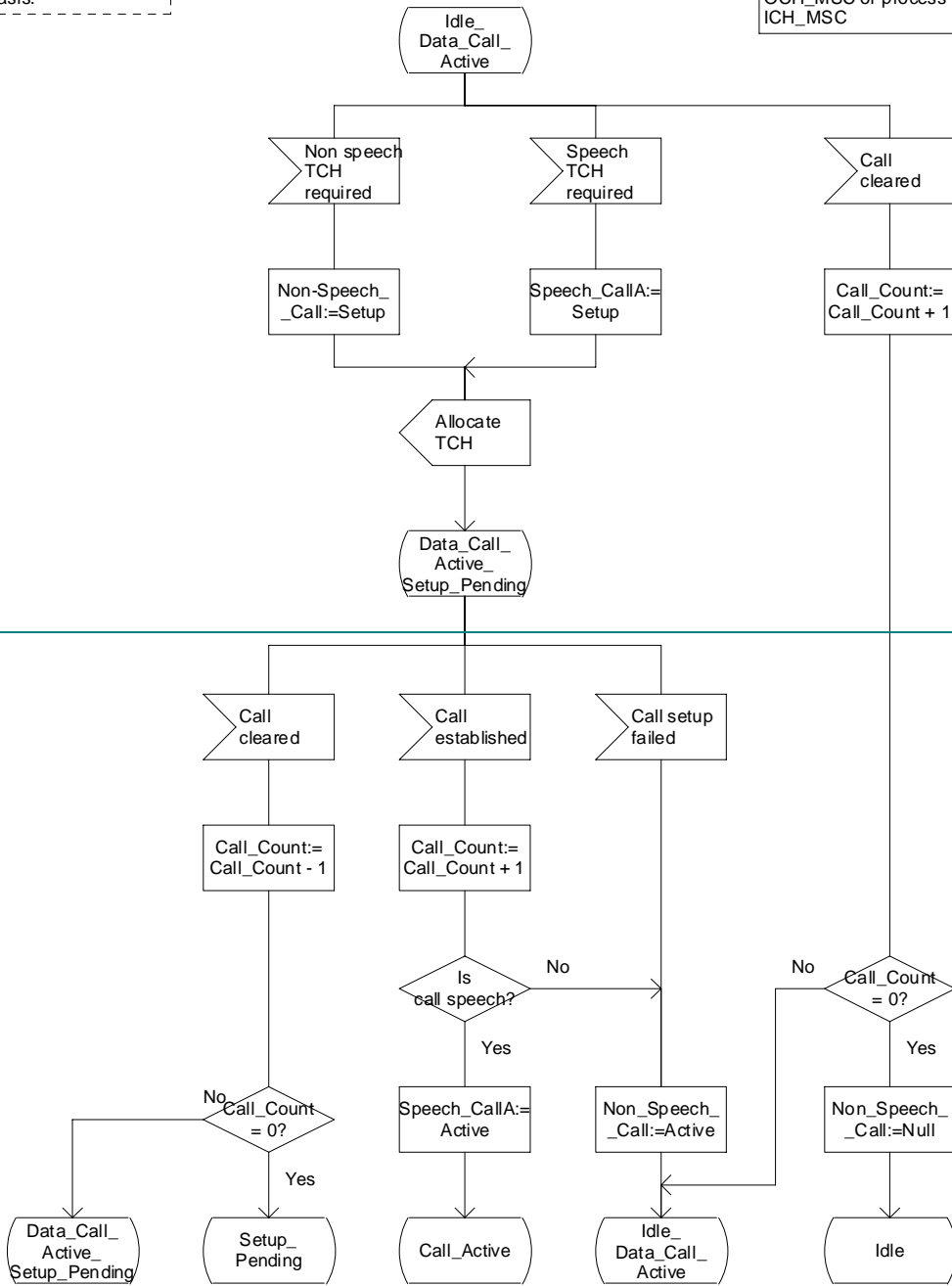
Figure 84b: Process Subs_FSM (sheet 2)

Process Subs_FSM

SFSM3(14)

Process in the originating MSC to control the call states on a per subscriber basis.

Signals to/from the left are to/from either process OCH_MSC or process ICH_MSC



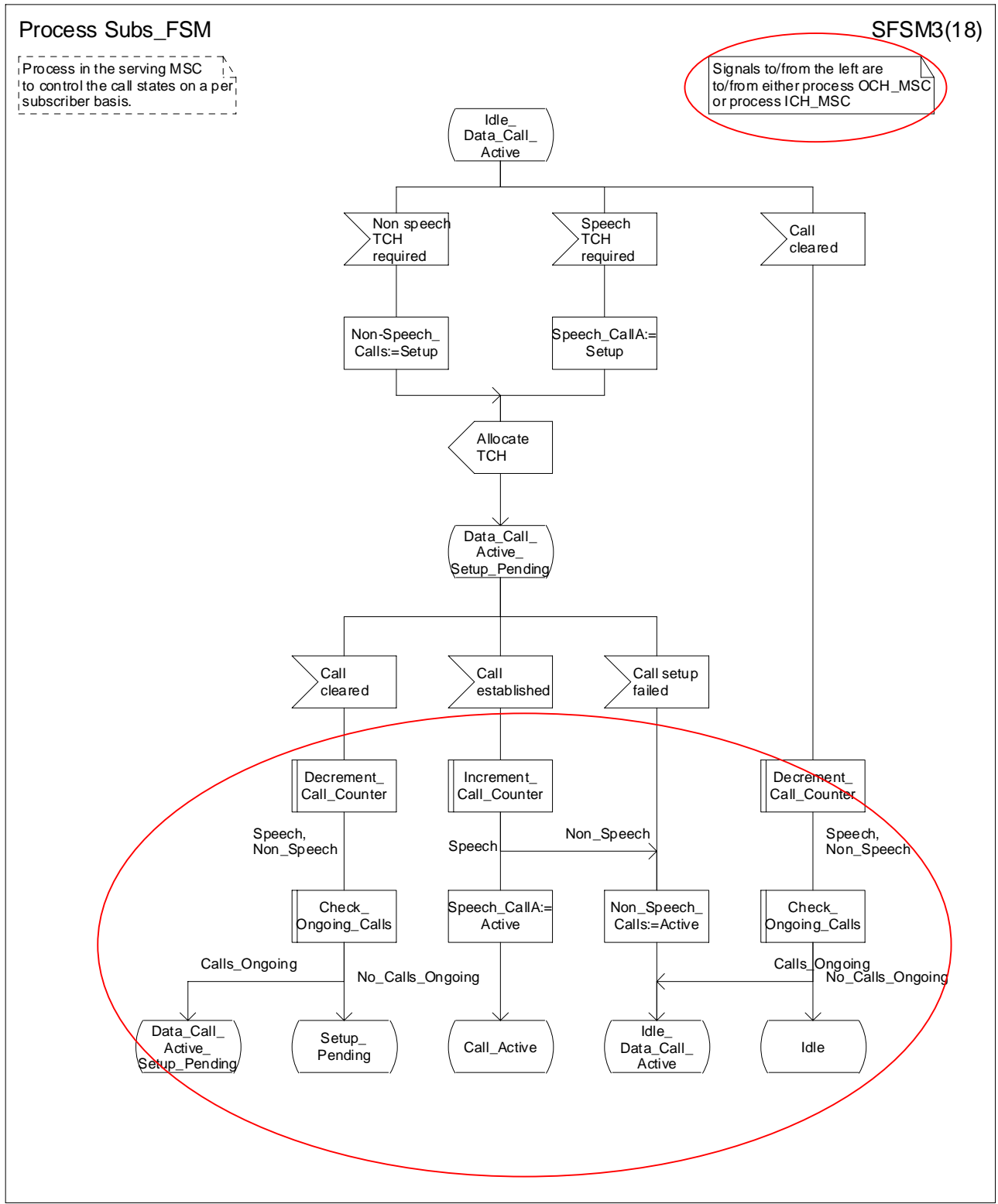


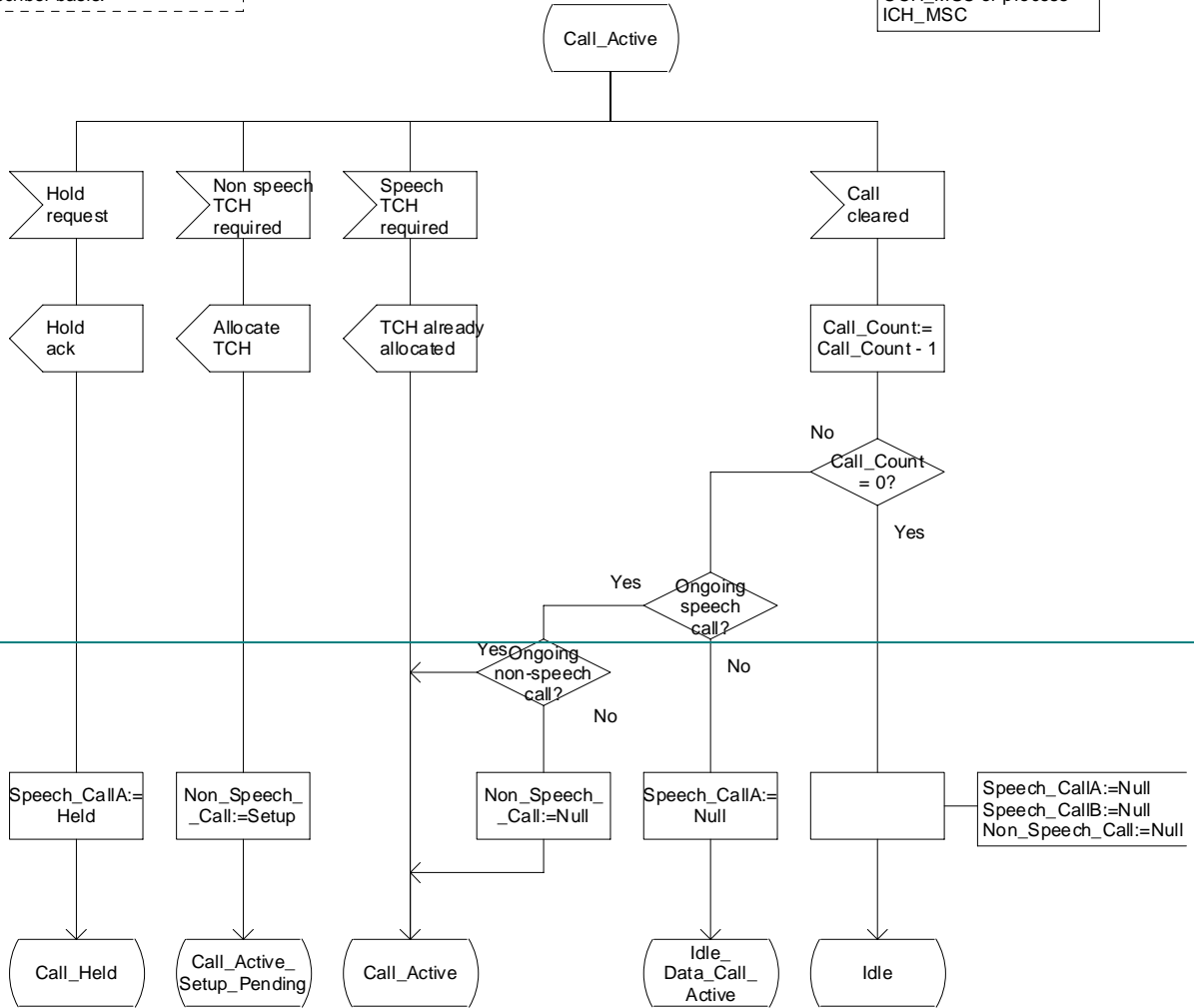
Figure 84c: Process Subs_FSM (sheet 3)

Process Subs_FSM

SFSM4(14)

Process in the originating MSC to control the call states on a per subscriber basis.

Signals to/from the left are to/from either process OCH_MSC or process ICH_MSC



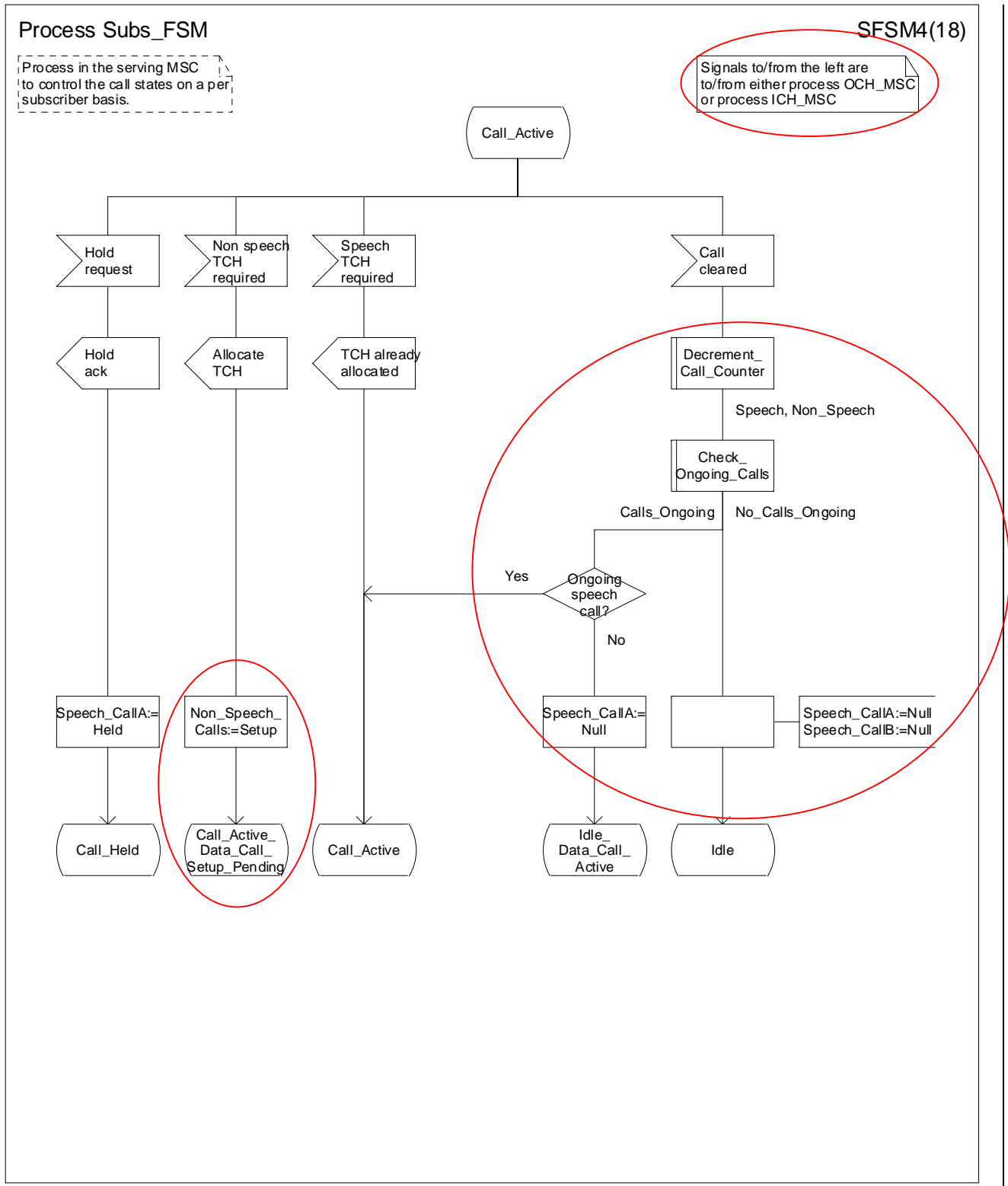
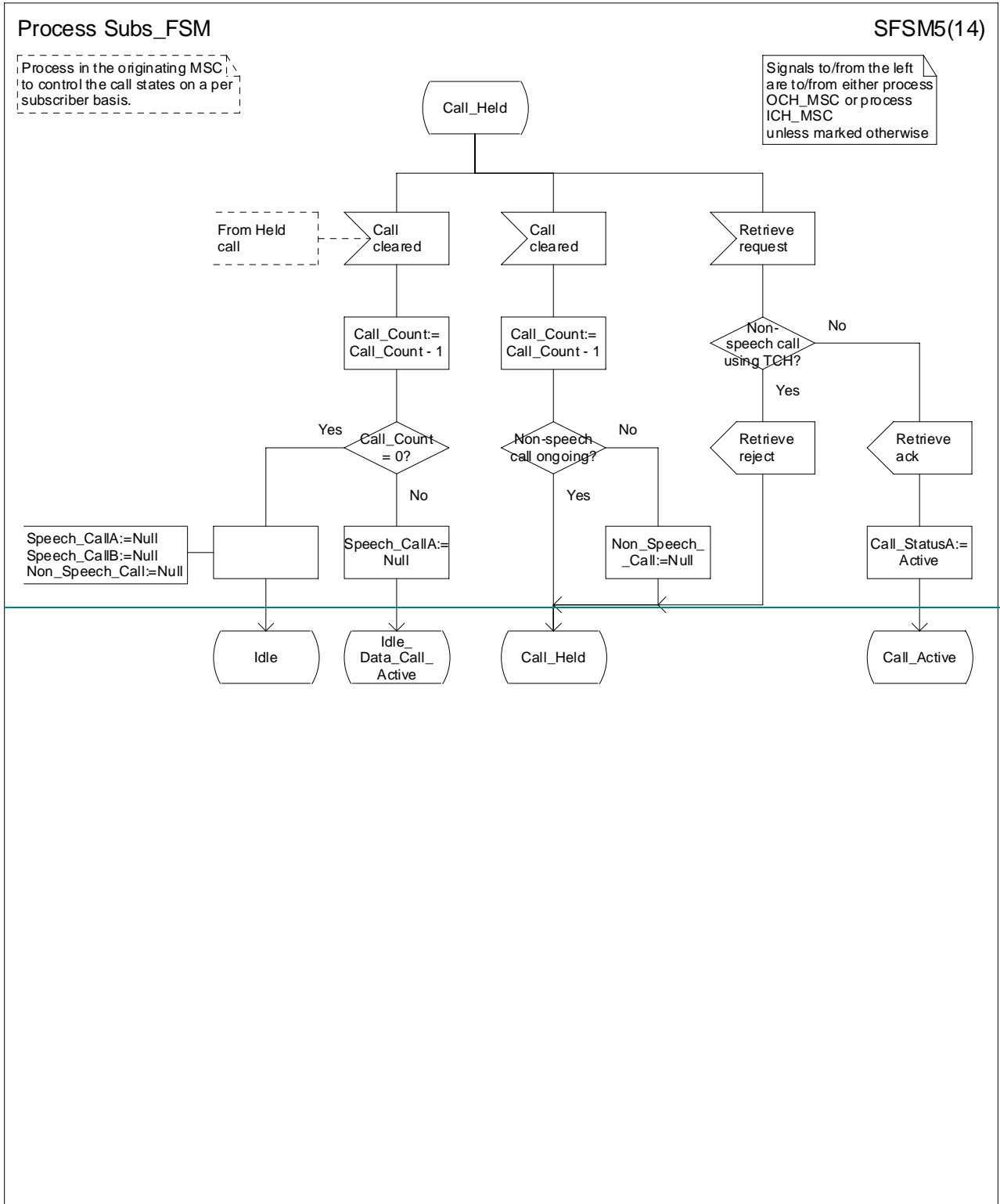


Figure 84d: Process Subs_FSM (sheet 4)



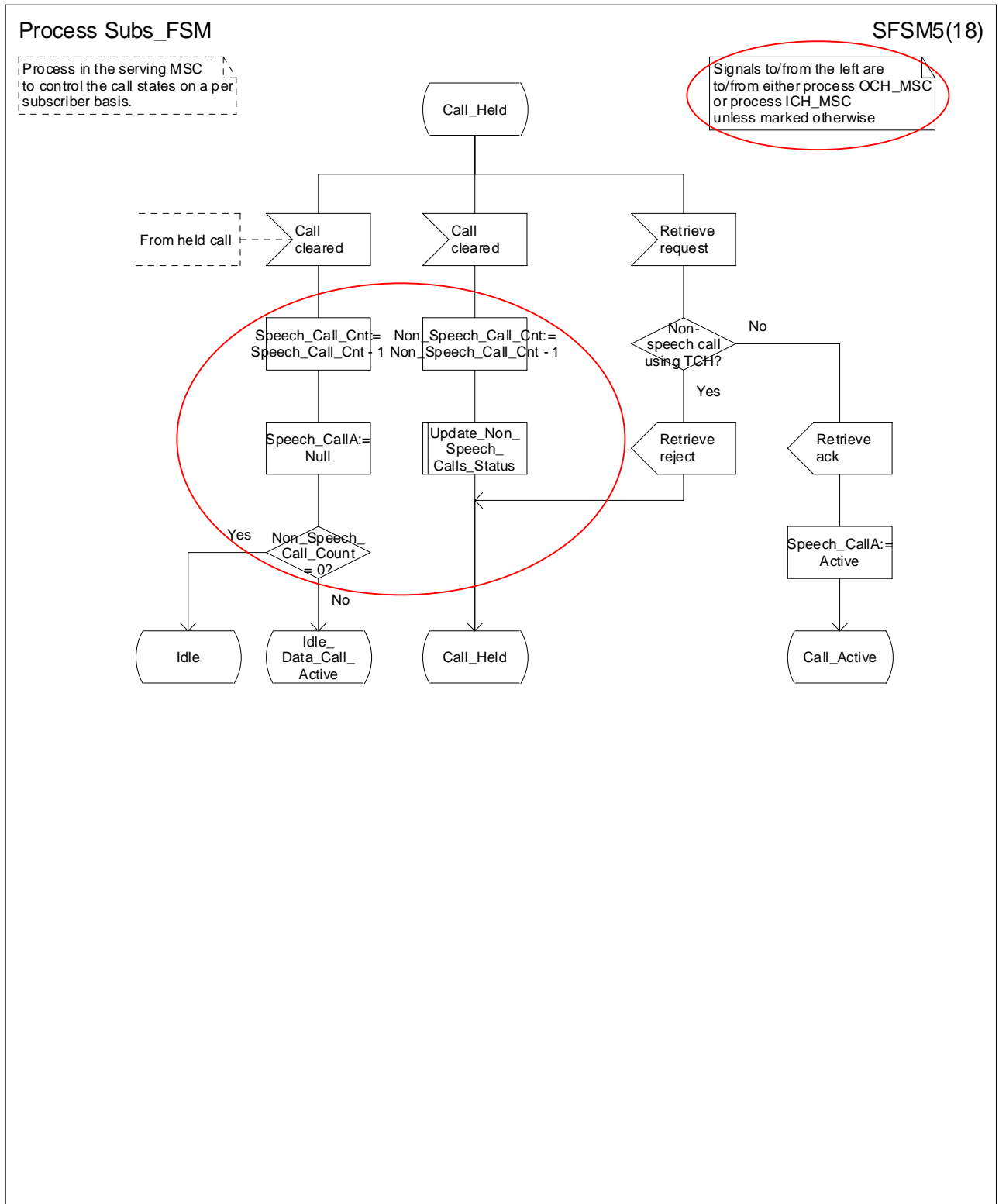
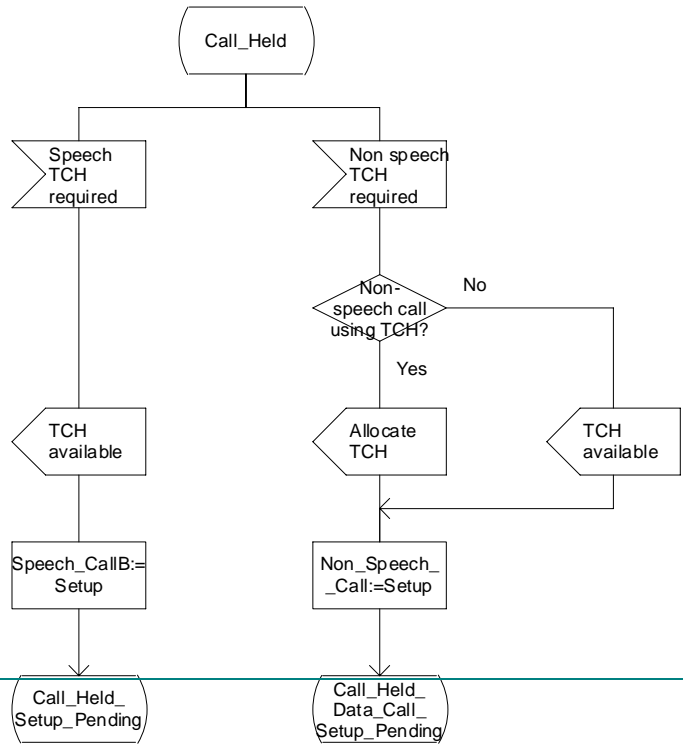


Figure 84e: Process Subs_FSM (sheet 5)

Process Subs_FSM

SFSM6(14)

Process in the originating MSC to control the call states on a per subscriber basis.



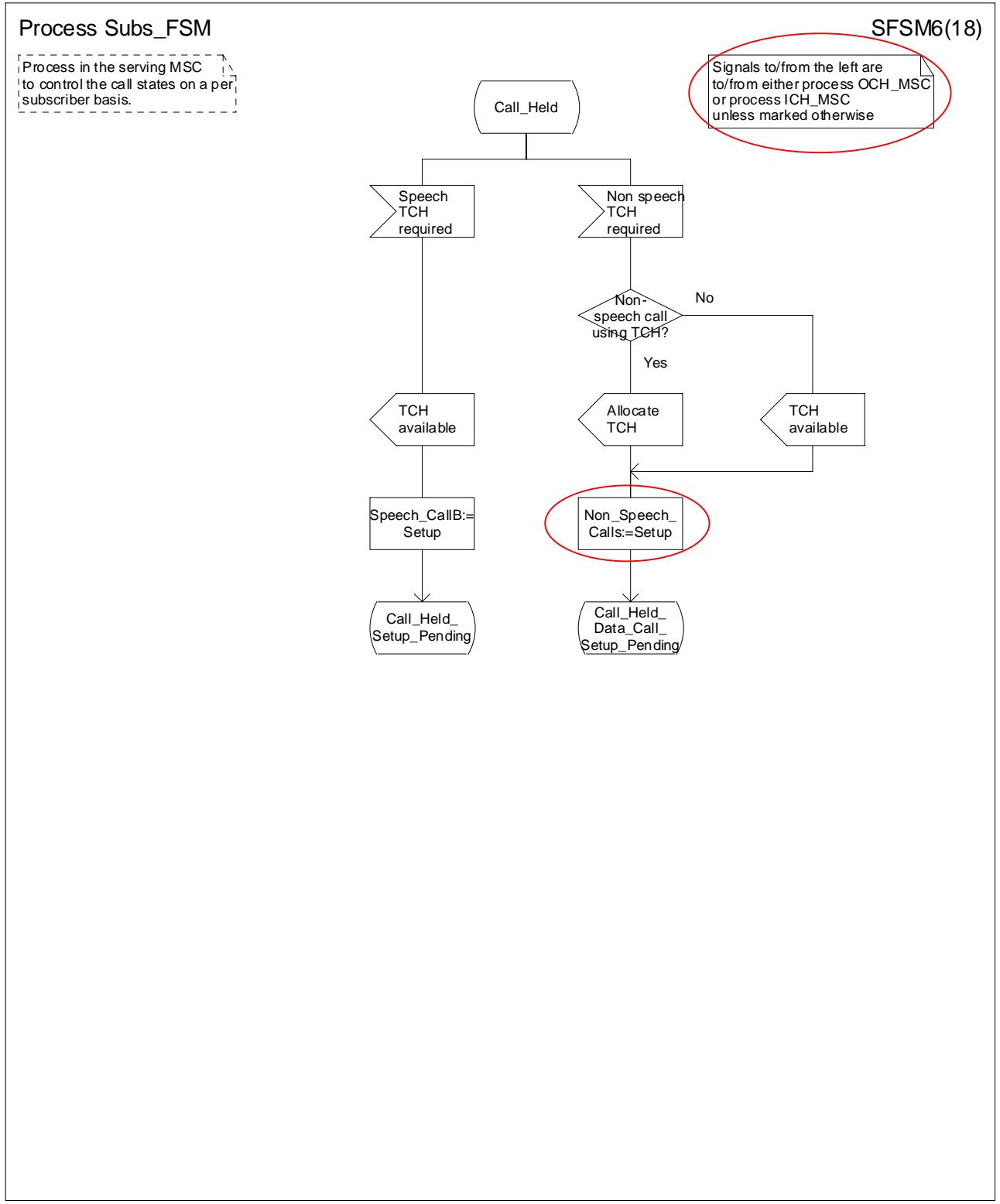


Figure 84f: Process Subs_FSM (sheet 6)

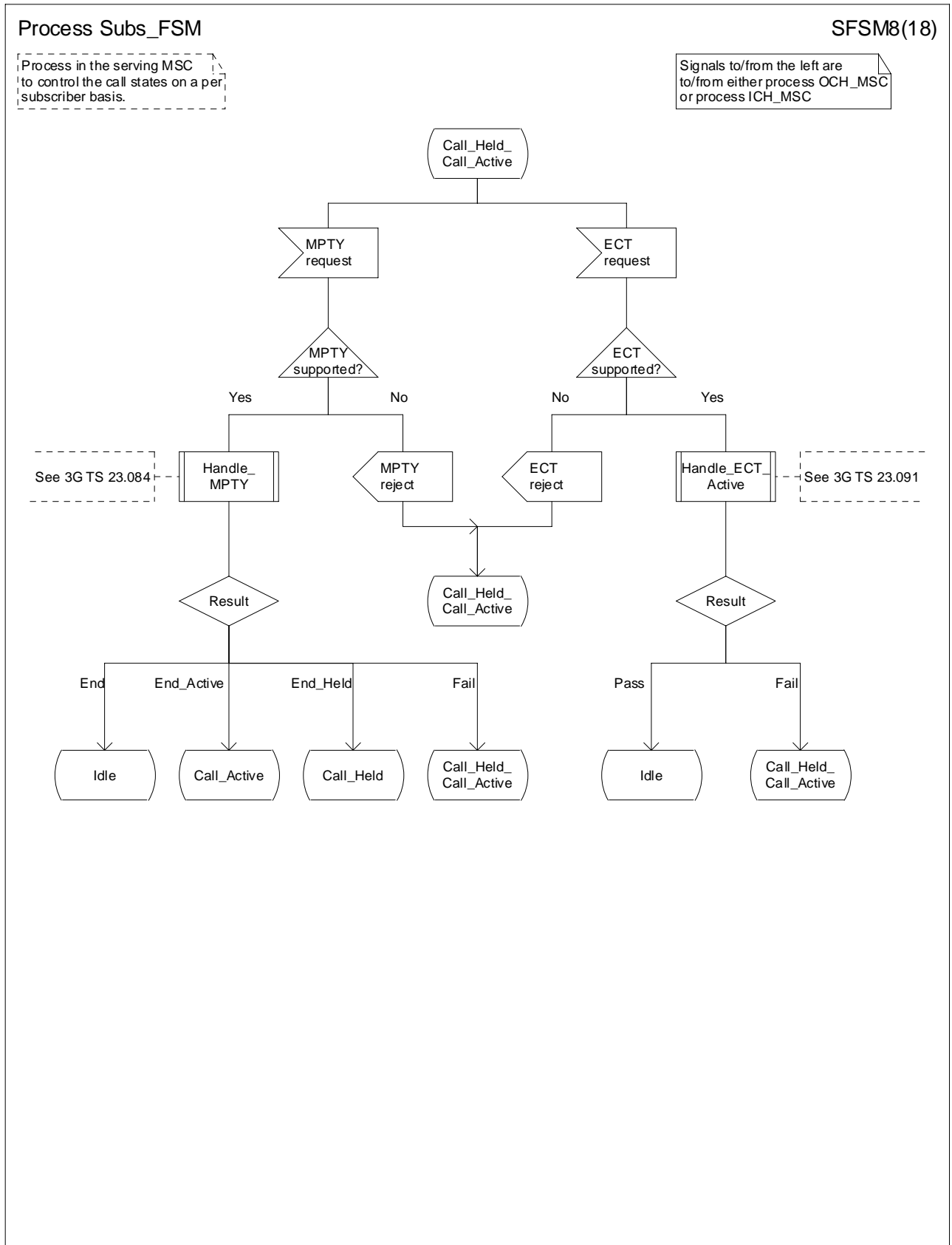


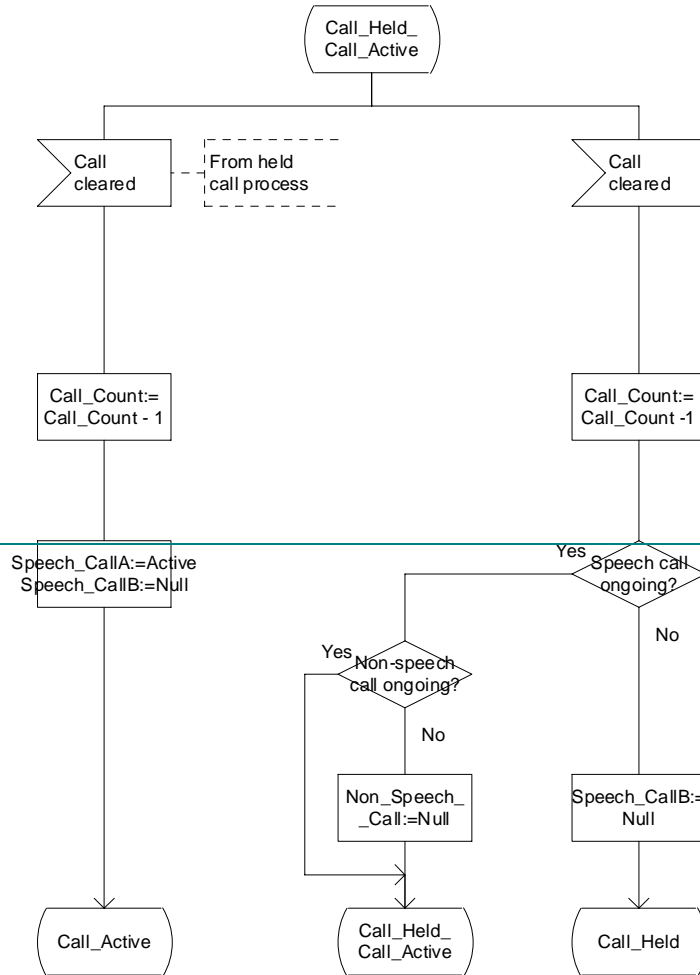
Figure 84h: Process Subs FSM (sheet 8)

Process Subs_FSM

SFSM8(14)

Process in the originating MSC to control the call states on a per subscriber basis.

Signals to/from the left are to/from either process OCH_MSC or process ICH_MSC unless marked otherwise



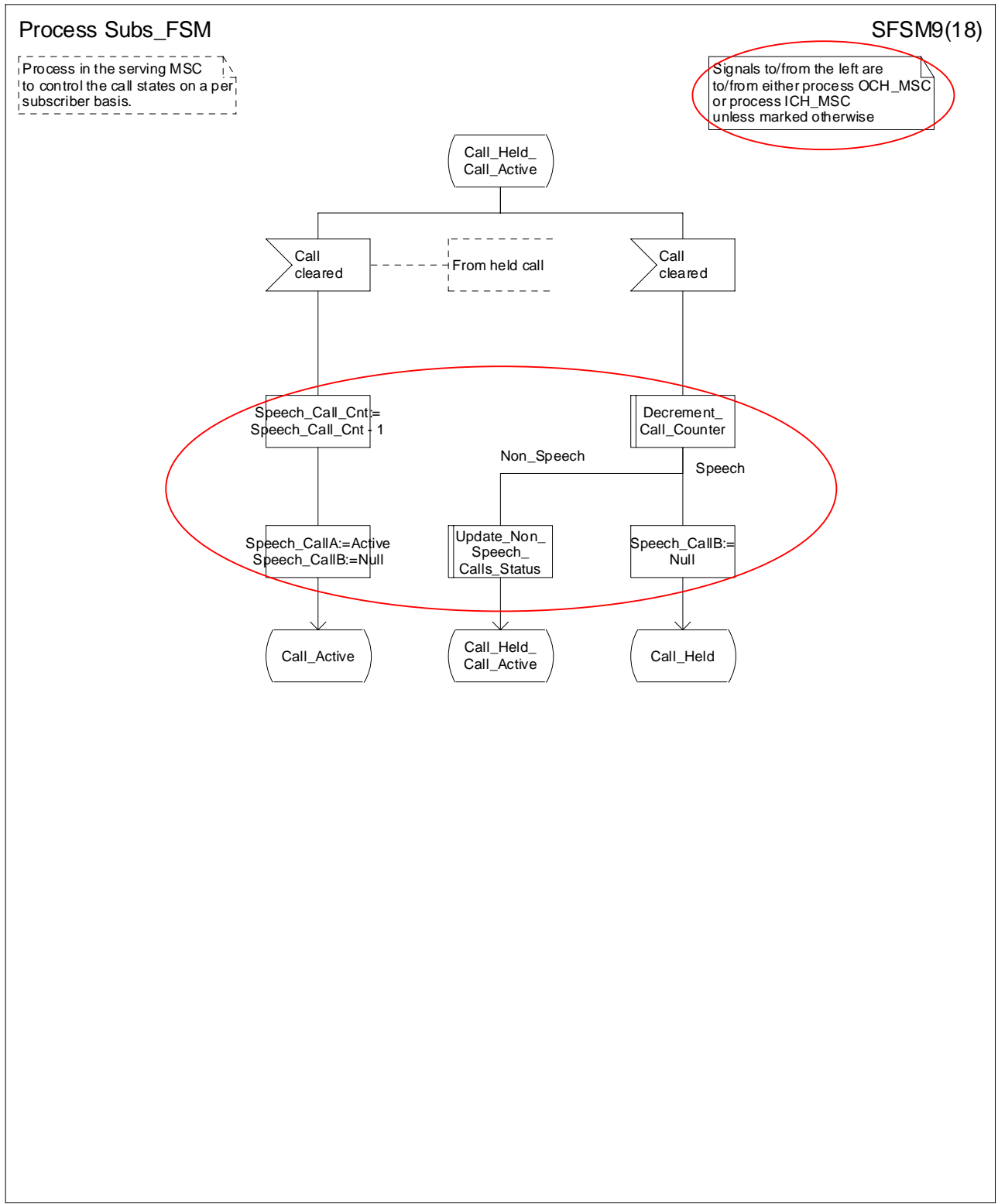


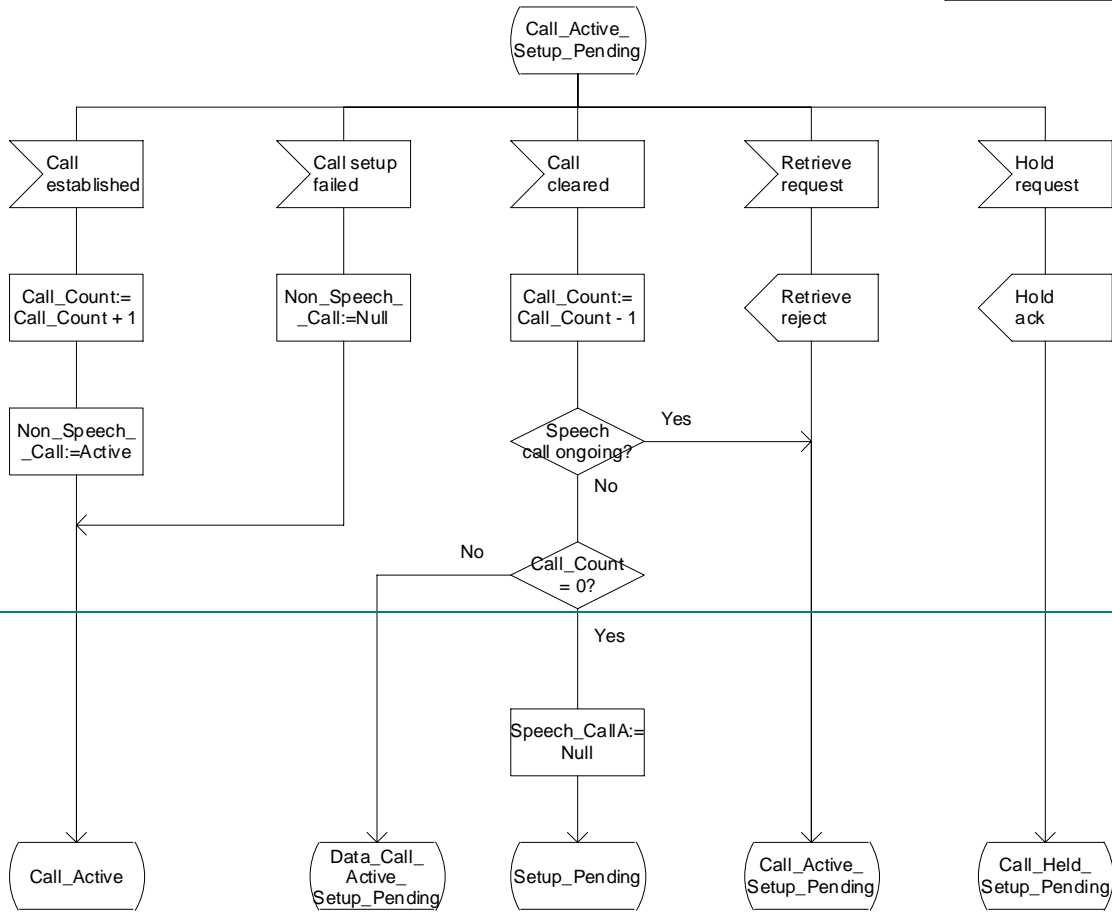
Figure 84ih: Process Subs_FSM (sheet 98)

Process Subs_FSM

SFSM9(14)

Process in the originating MSC to control the call states on a per subscriber basis.

Signals to/from the left are to/from either process OCH_MSC or process ICH_MSC



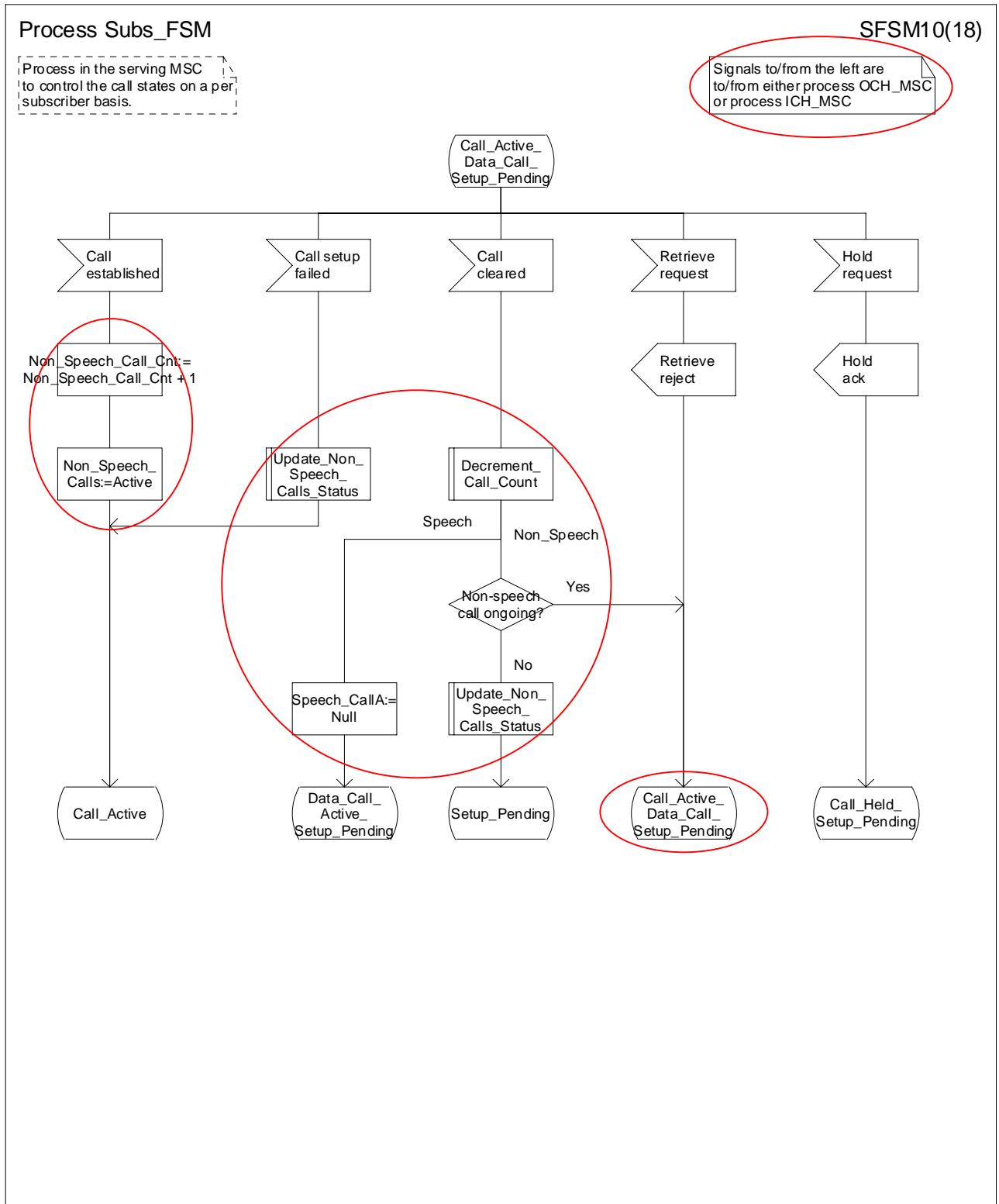
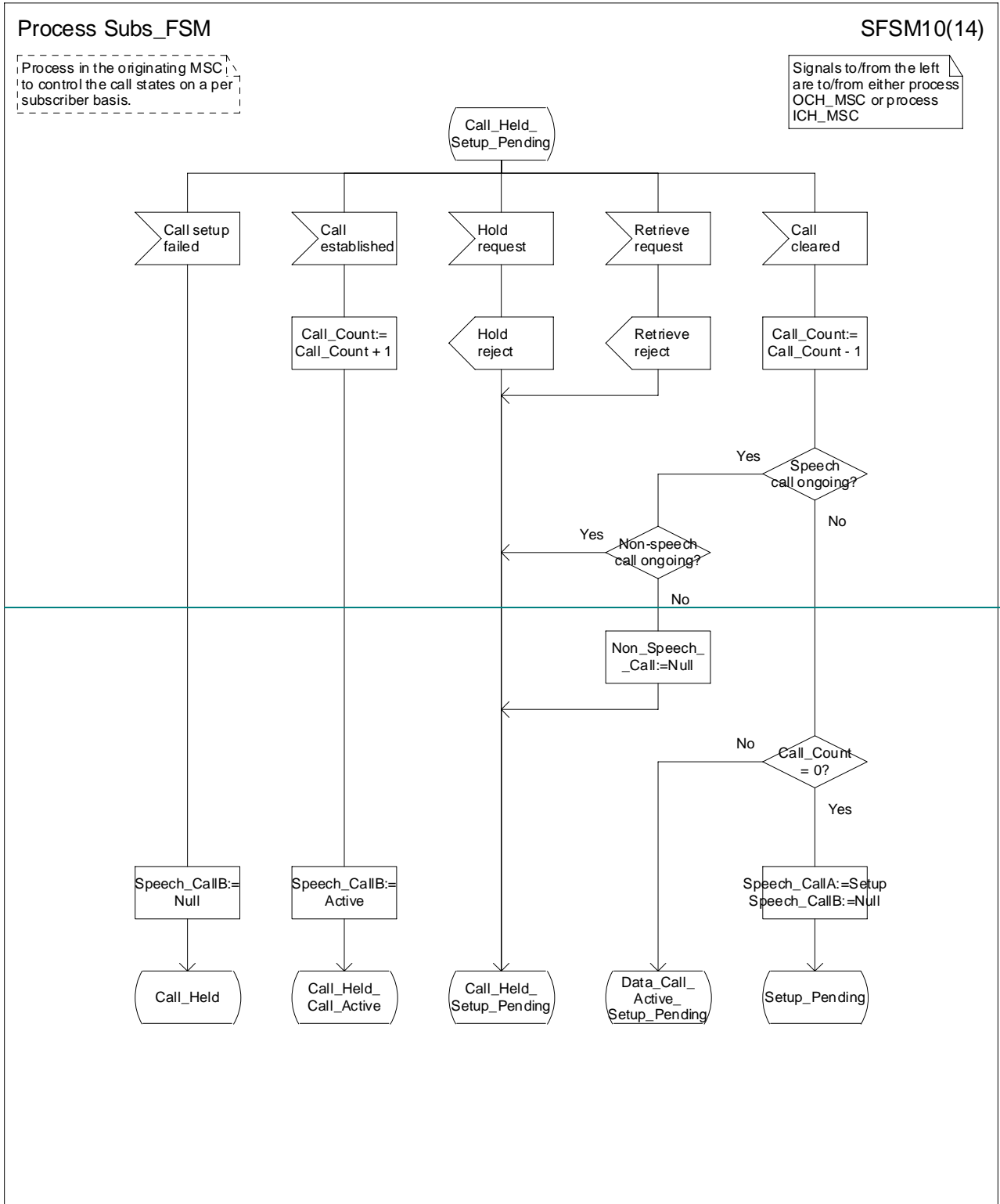


Figure 84j: Process Subs_FSM (sheet 109)



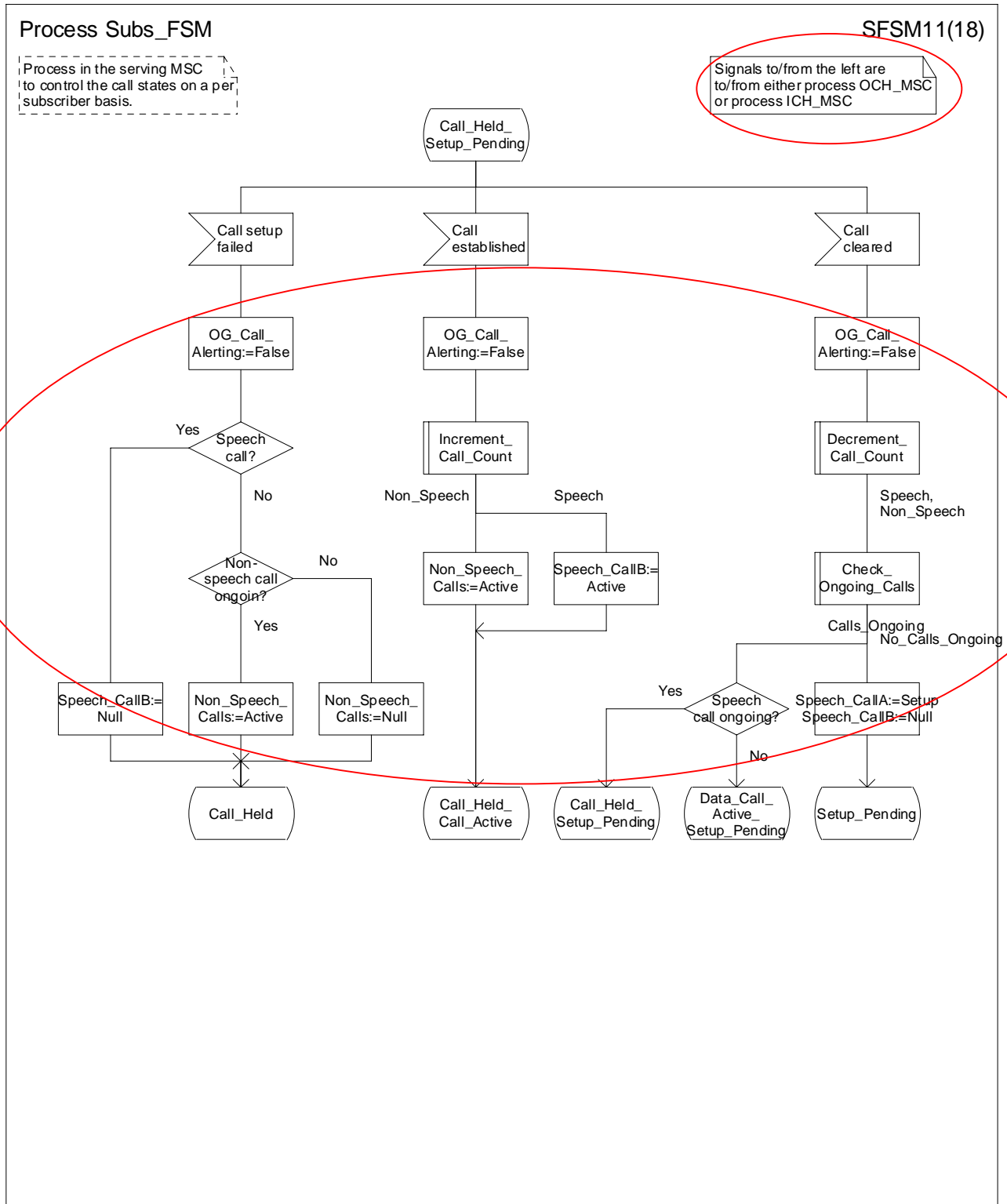


Figure 84kj: Process Subs_FSM (sheet 1110)

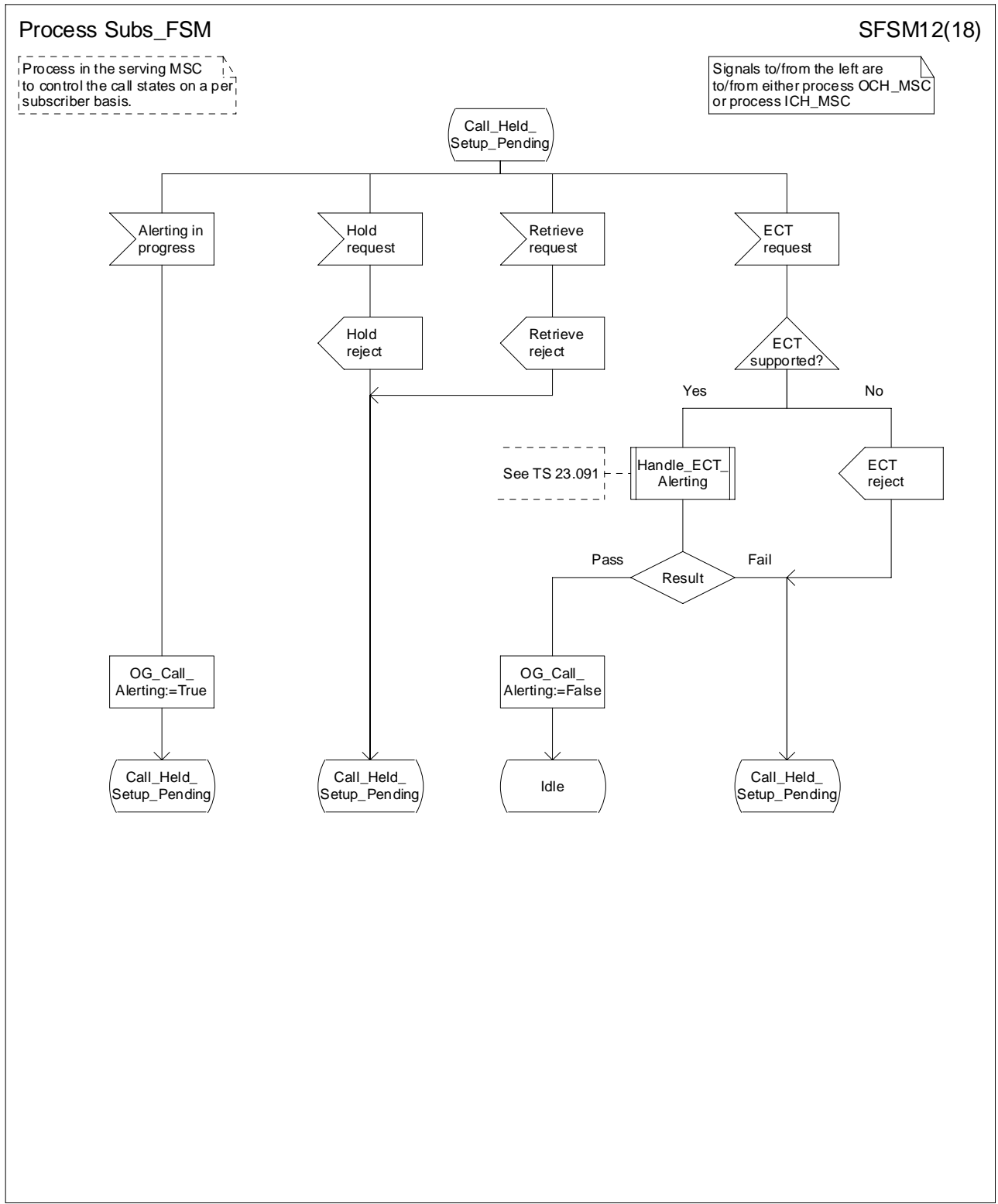


Figure 84I: Process Subs FSM (sheet 12)

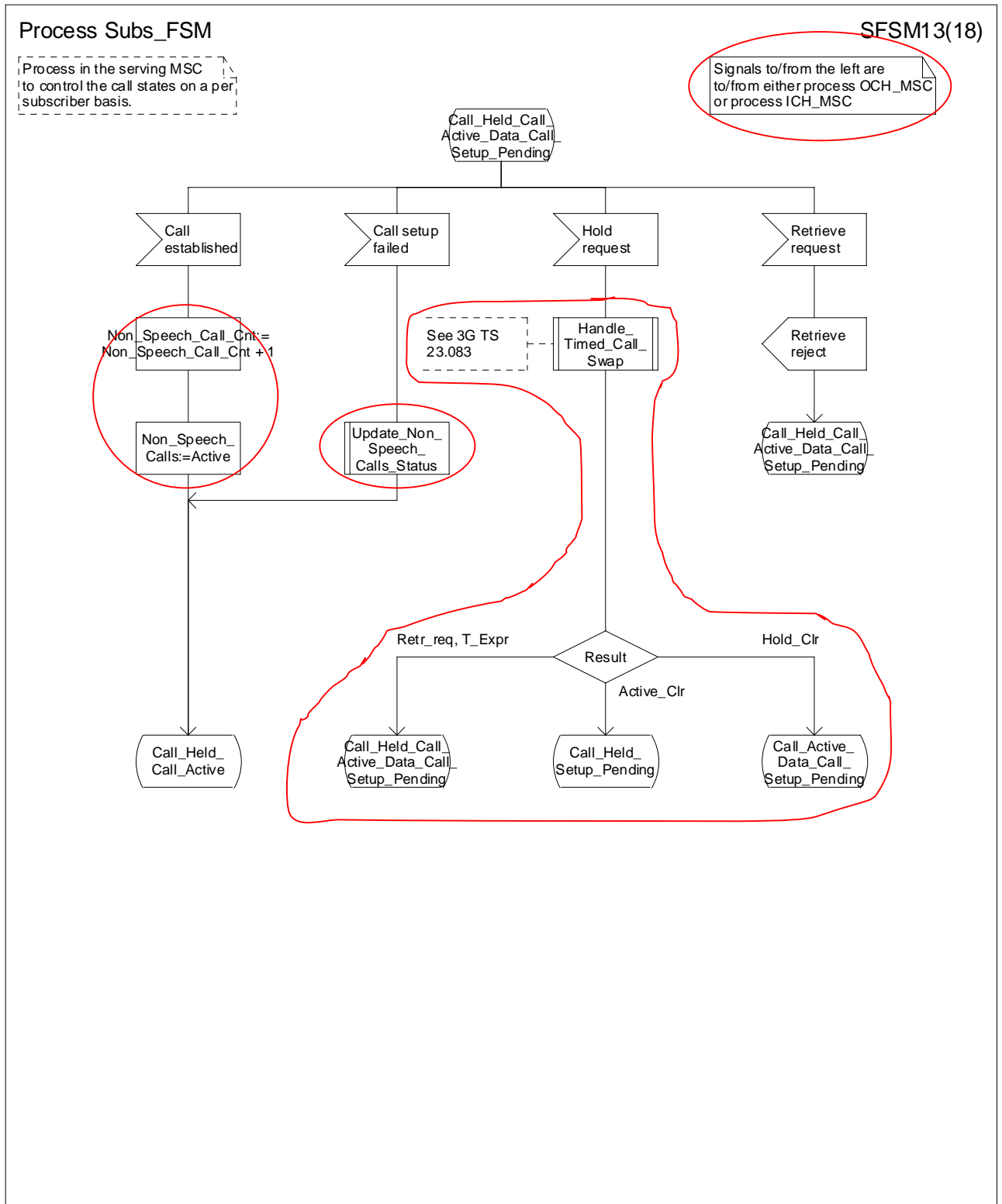


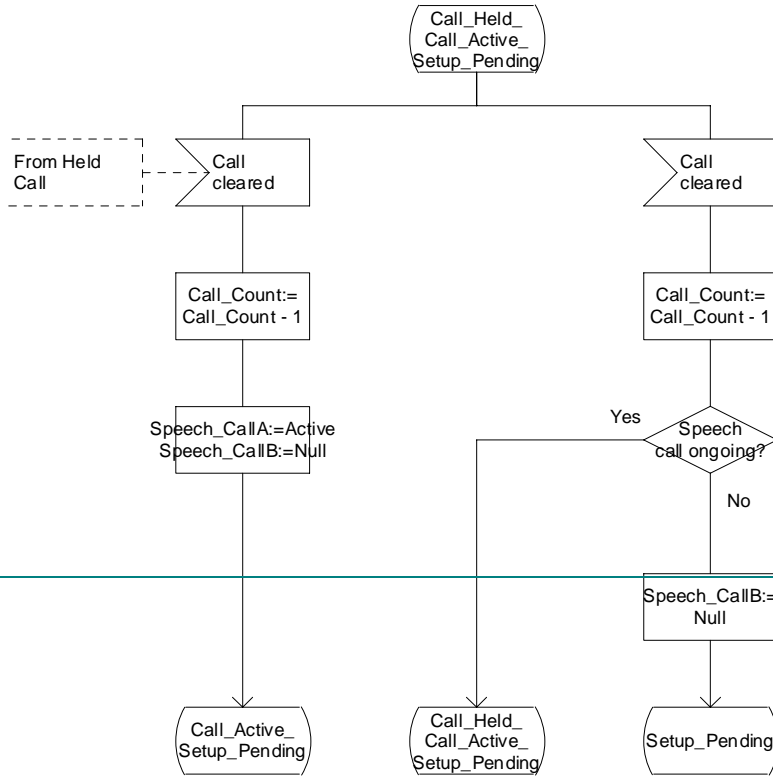
Figure 84mk: Process Subs_FSM (sheet 1314)

Process Subs_FSM

SFSM12(14)

Process in the originating MSC to control the call states on a per subscriber basis.

Signals to/from the left are to/from either process OCH_MSC or process ICH_MSC



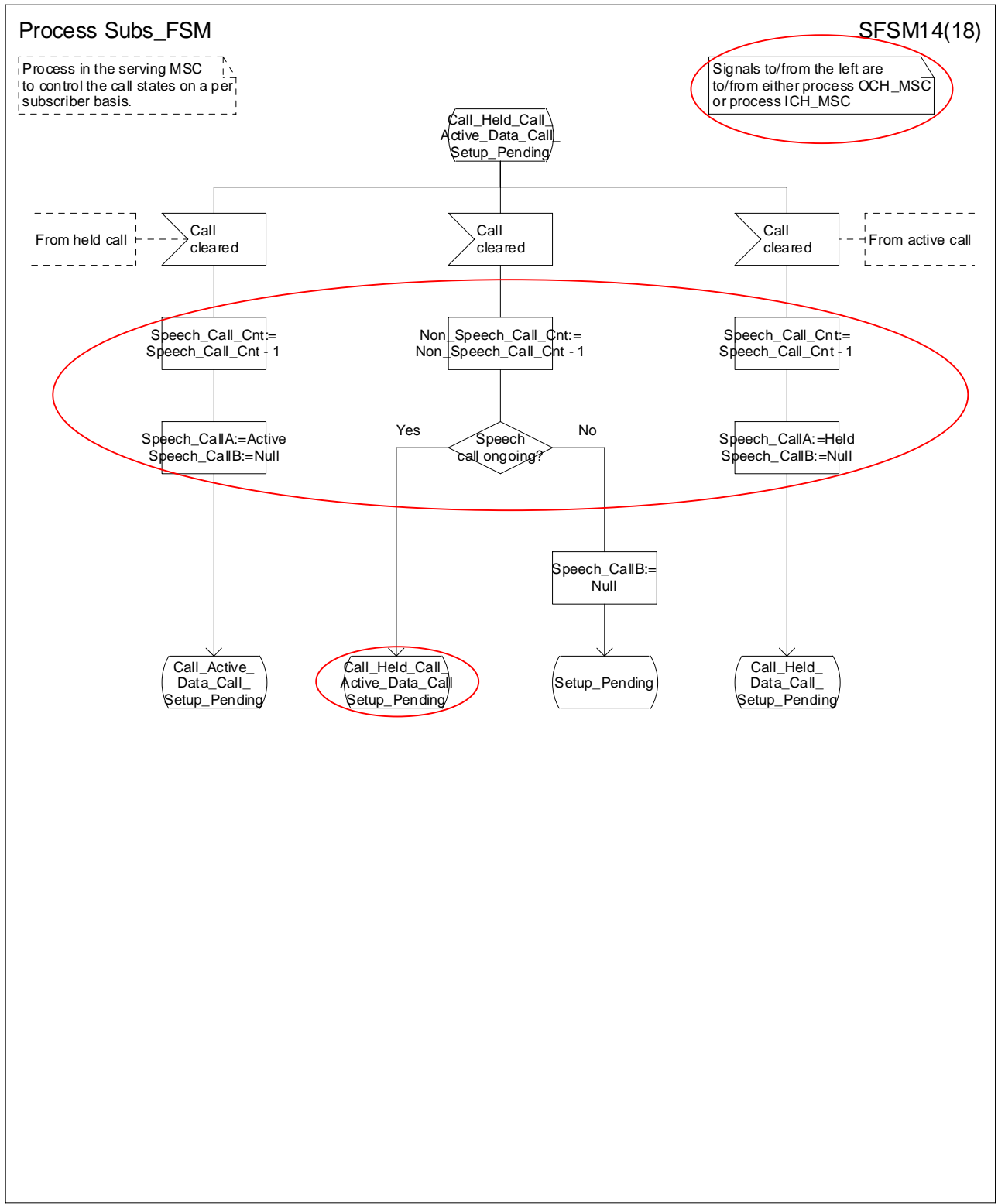


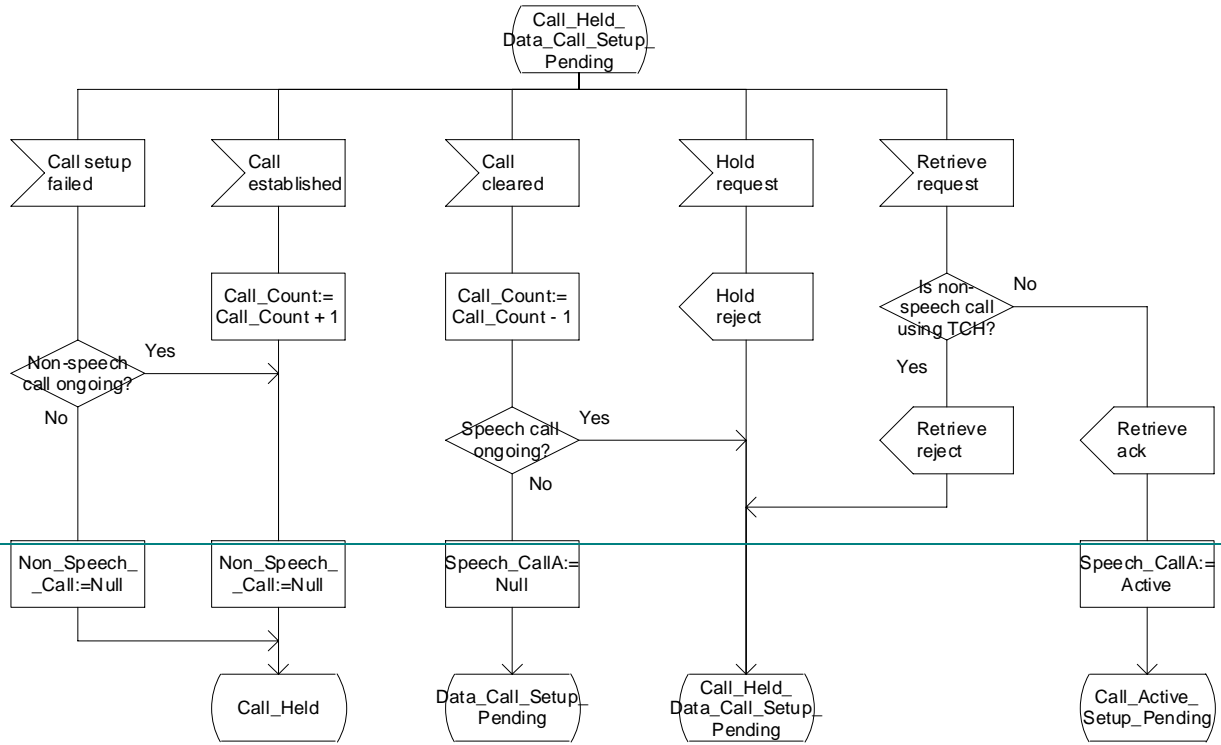
Figure 84n: Process Subs_FSM (sheet 1412)

Process Subs_FSM

SFSM13(14)

Process in the originating MSC to control the call states on a per subscriber basis.

Signals to/from the left are to/from either process OCH_MSC or process ICH_MSC

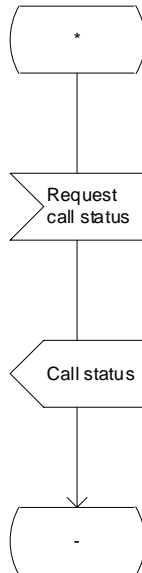


Process Subs_FSM

SFSM14(14)

Process in the originating MSC to control the call states on a per subscriber basis.

Signals to/from the left are to/from either process OCH_MSC or process ICH_MSC



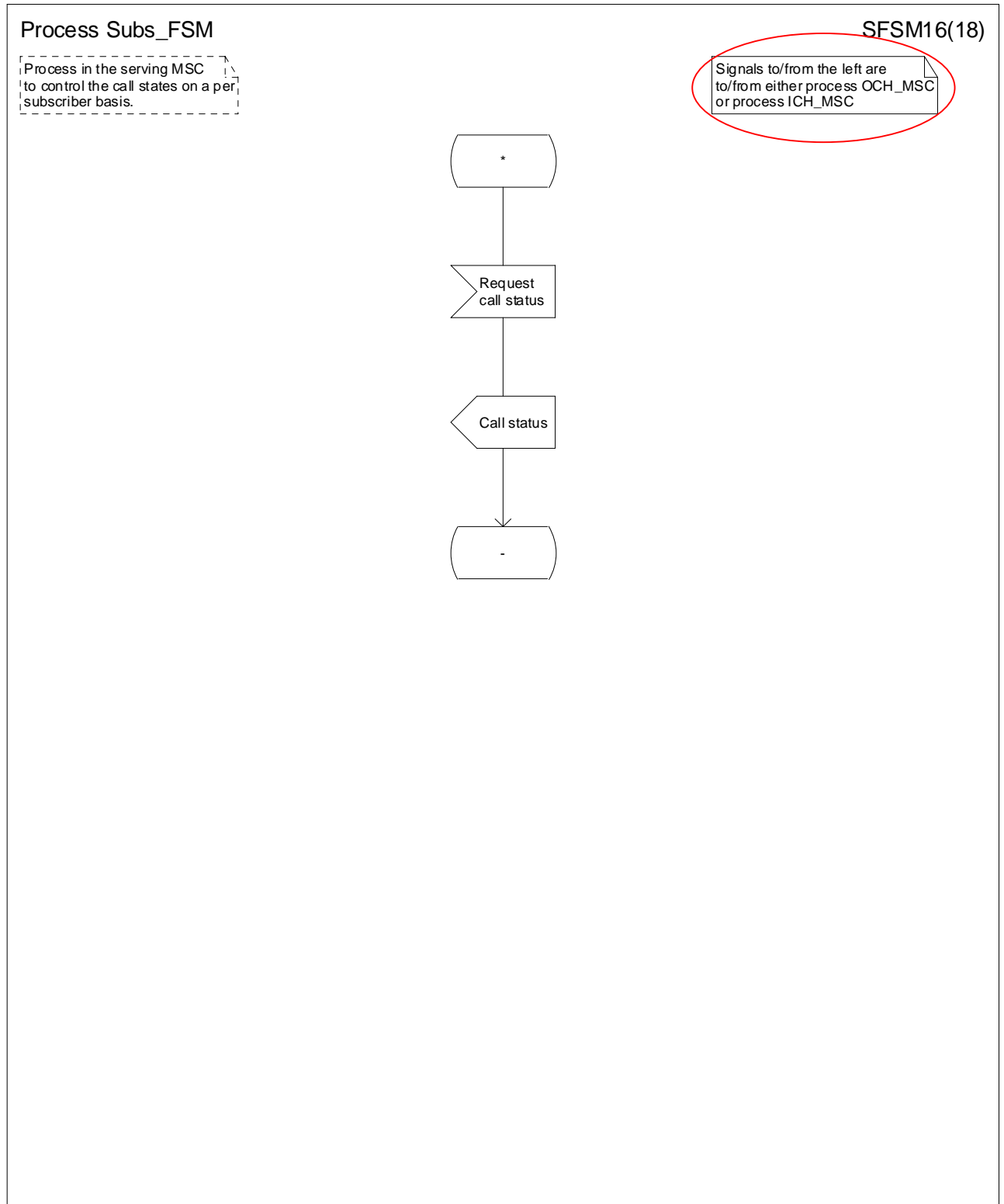


Figure 84pn: Process Subs_FSM (sheet 1644)

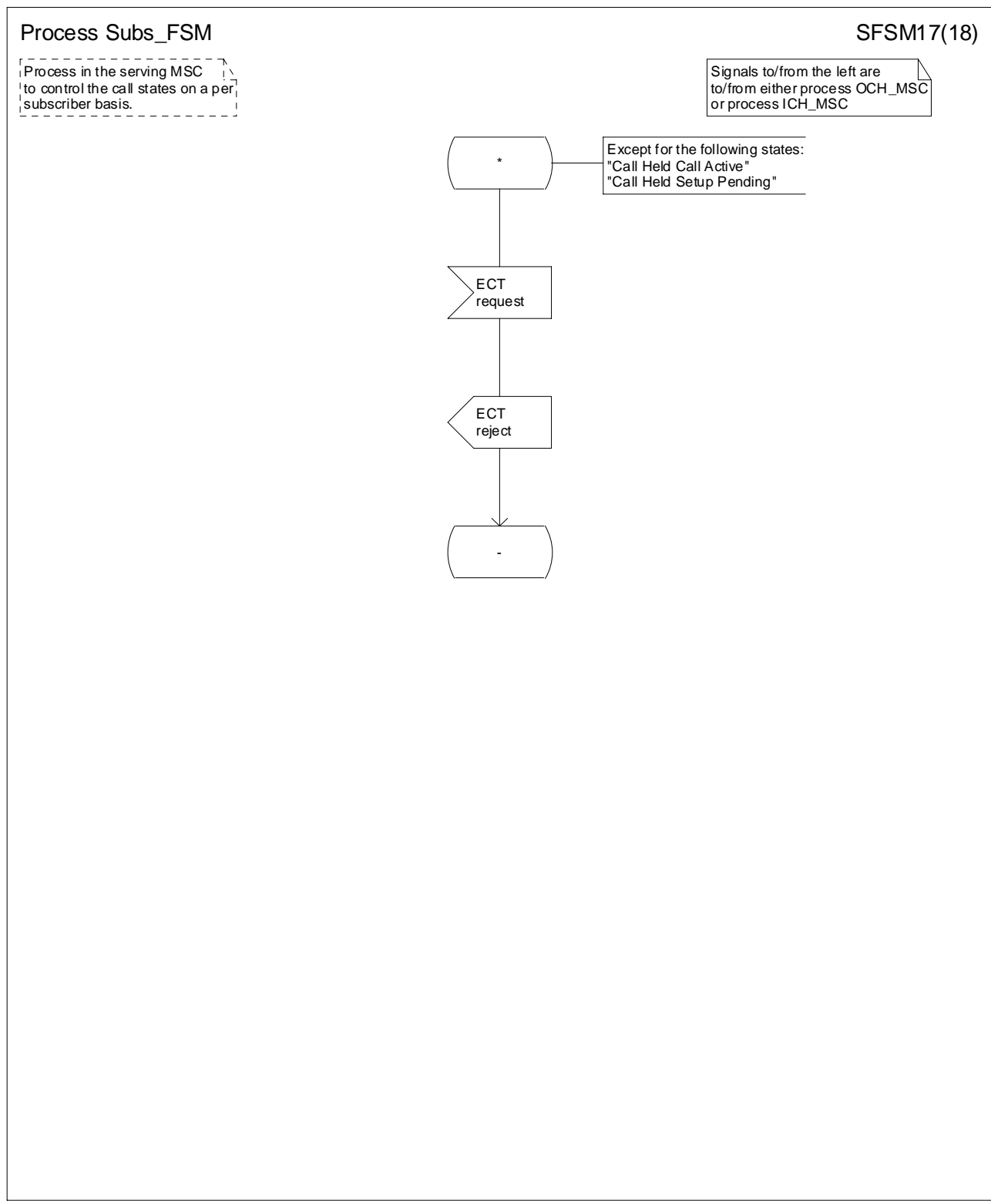


Figure 84q: Process Subs FSM (sheet 17)

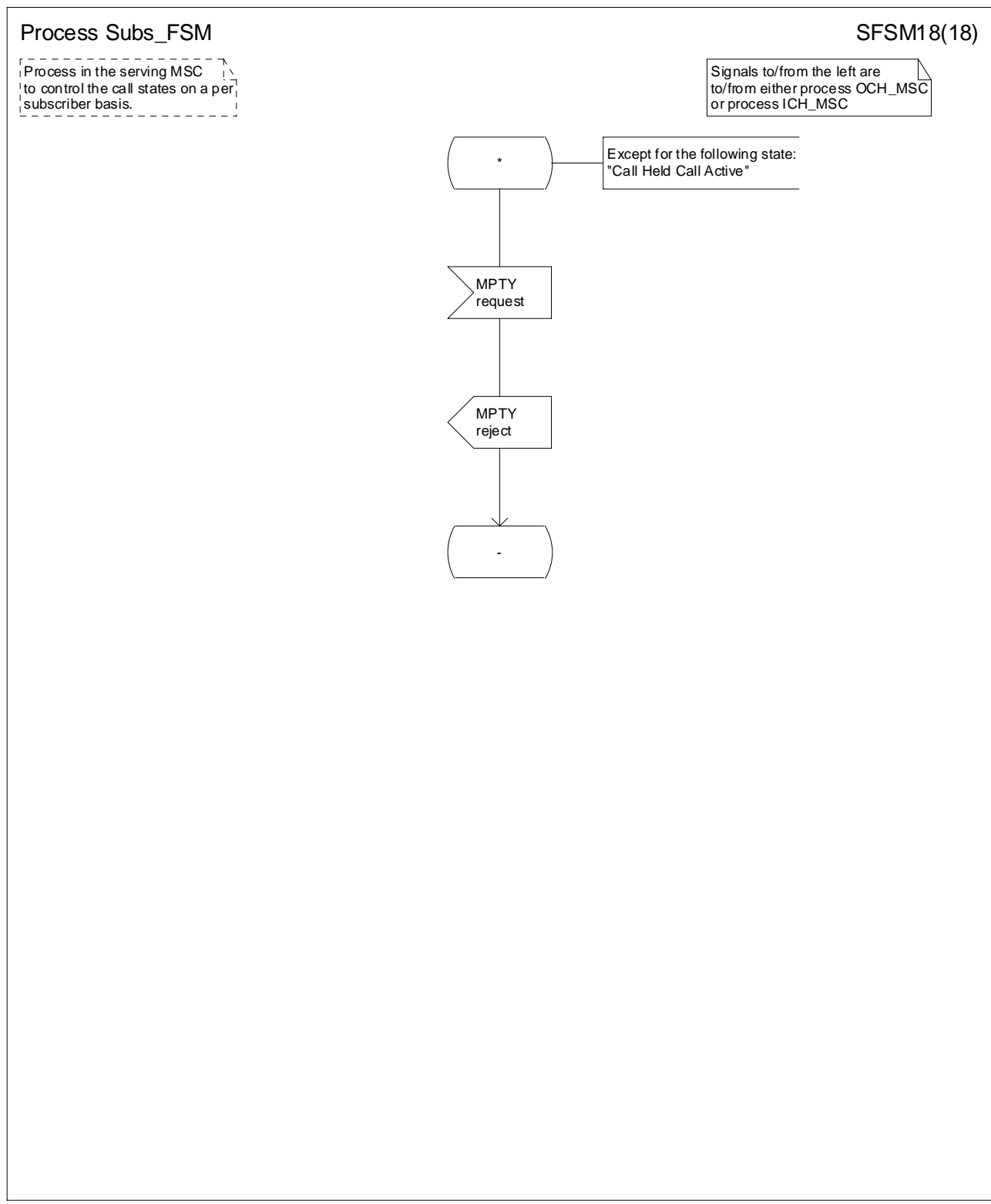


Figure 84r: Process Subs FSM (sheet 18)

Macrodefinition Check_Ongoing_Calls

COC1(1)

Macro to check if there are any speech or non-speech calls remaining (and also update the Non_Speech_Calls status variable.)

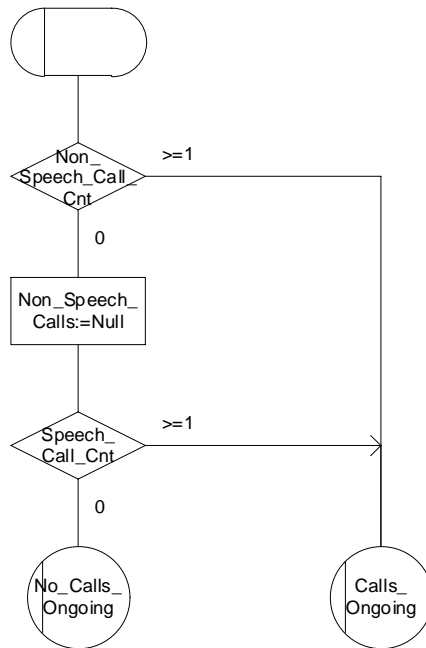


Figure 85: Macro Check Ongoing Calls

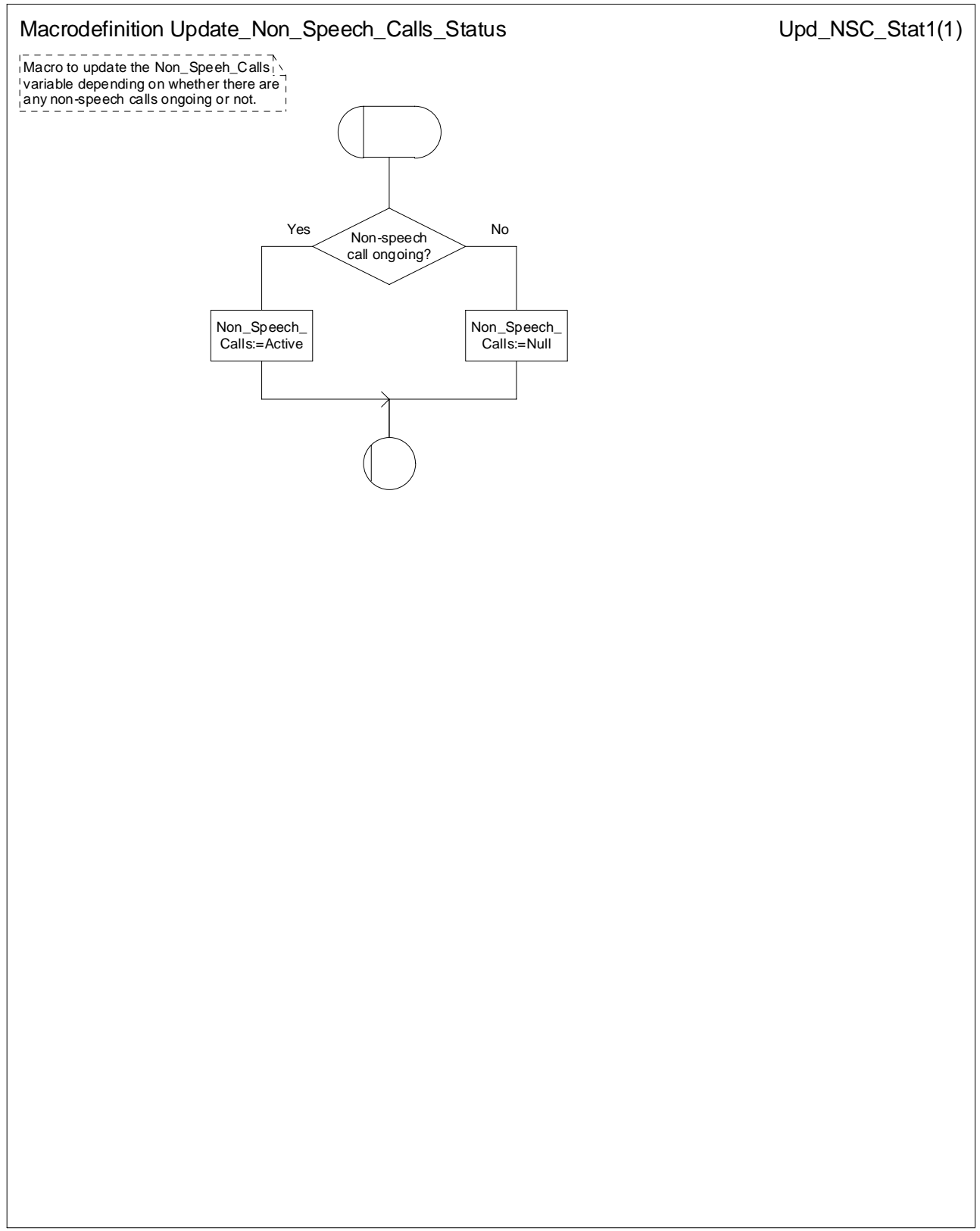


Figure 86: Macro Update Non Speech Calls Status

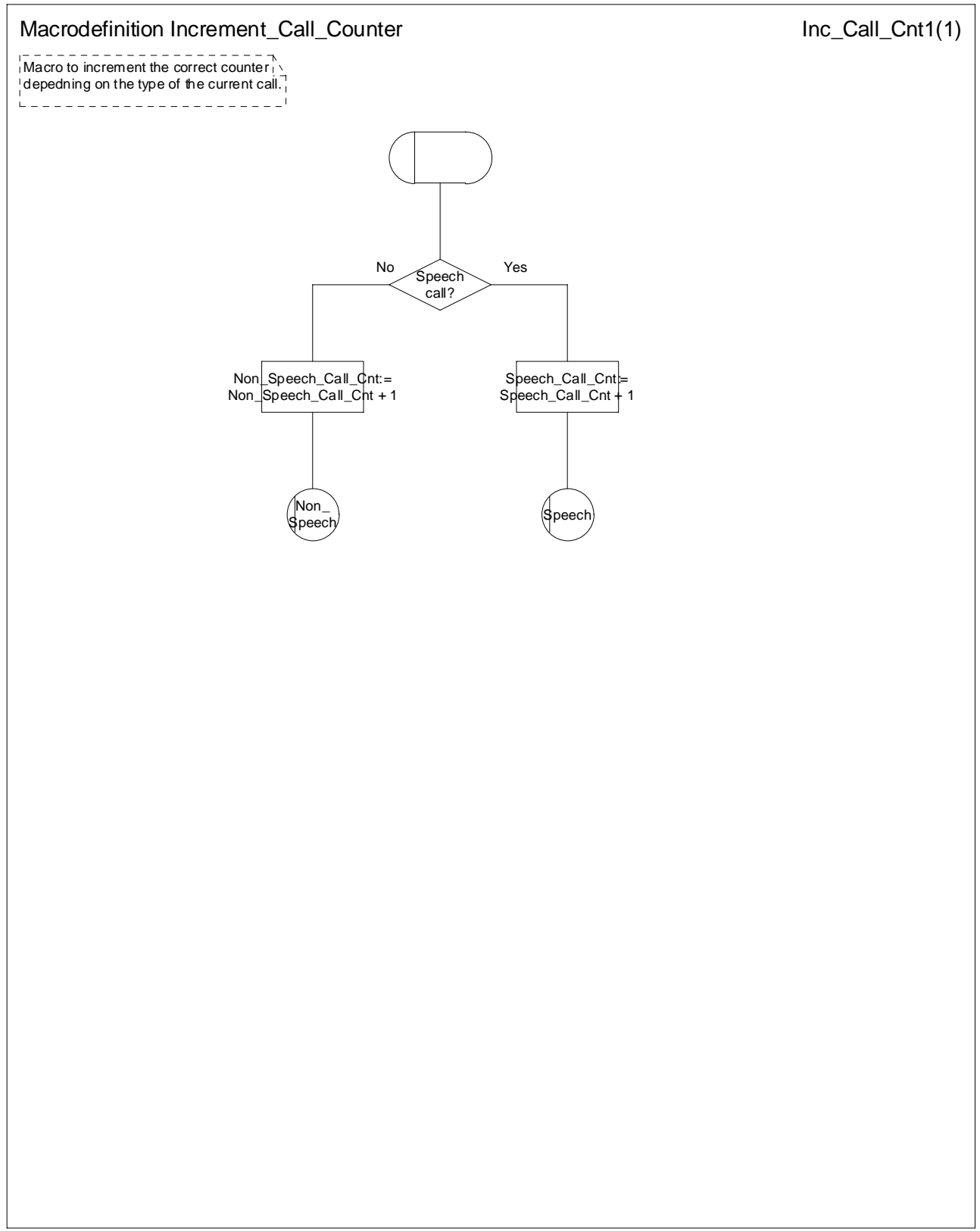


Figure 87: Macro Increment Call Counter

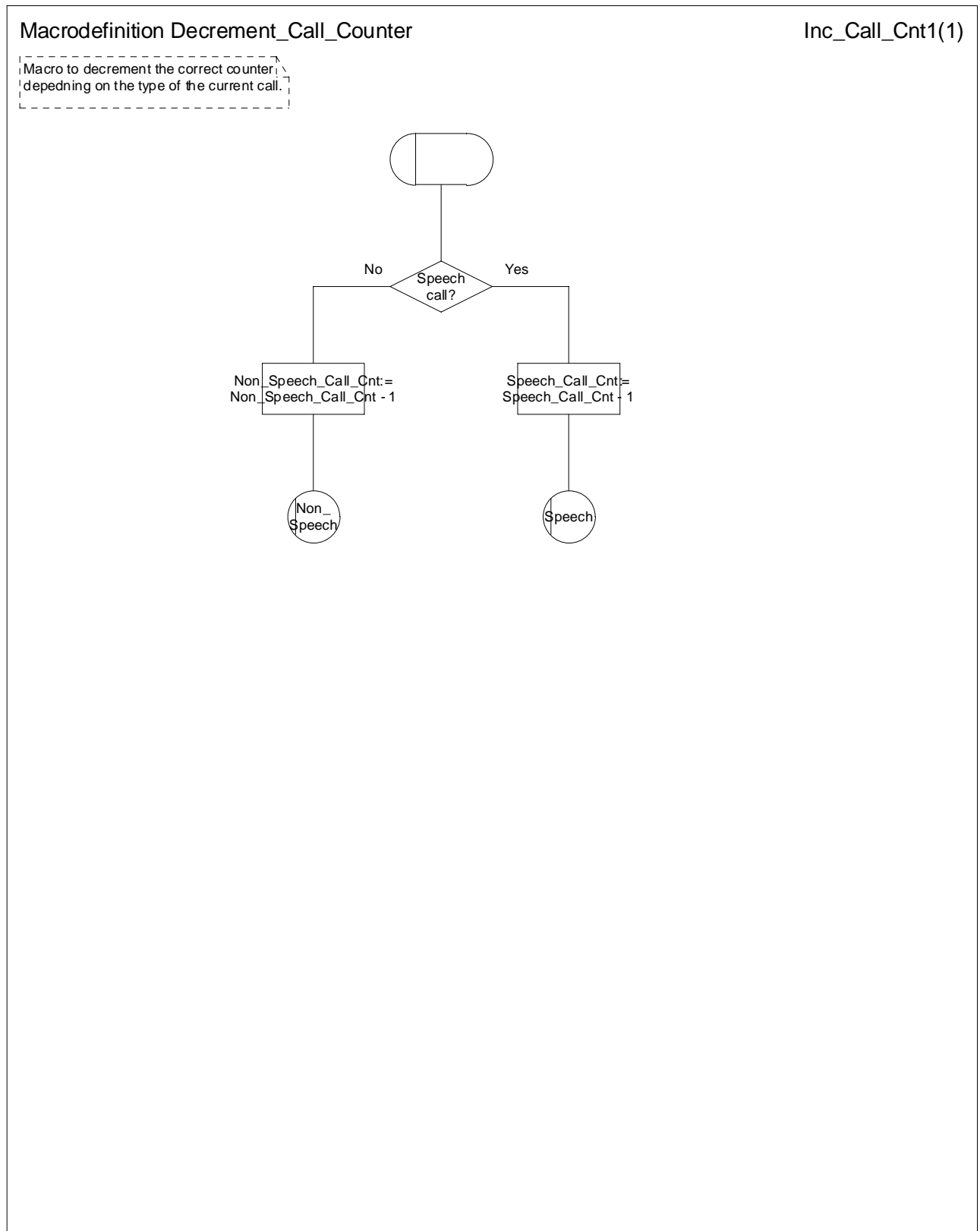


Figure 88: Macro Decrement Call Counter

CR-Form-v3

CHANGE REQUEST

⌘ **23.018 CR 067** ⌘ rev **1** ⌘ Current version: **4.1.0** ⌘

For **HELP** on using this form, see bottom of this page or look at the pop-up text over the ⌘ symbols.

Proposed change affects: ⌘ (U)SIM ME/UE Radio Access Network Core Network

Title:	⌘ Removal of CW descriptions		
Source:	⌘ CN4		
Work item code:	⌘ TEI	Date:	⌘ 20/02/01
Category:	⌘ C	Release:	⌘ REL-4
Use <u>one</u> of the following categories: F (essential correction) A (corresponds to a correction in an earlier release) B (Addition of feature), C (Functional modification of feature) D (Editorial modification)		Use <u>one</u> of the following releases: 2 (GSM Phase 2) R96 (Release 1996) R97 (Release 1997) R98 (Release 1998) R99 (Release 1999) REL-4 (Release 4) REL-5 (Release 5)	
Detailed explanations of the above categories can be found in 3GPP TR 21.900.			

Reason for change:	⌘ The handling of Call Waiting should be specified in the relevant Supplementary Service TS (3G TS 23.083).
Summary of change:	⌘ Removal of the procedure Process_Call_Waiting_MSC from this TS.
Consequences if not approved:	⌘

Clauses affected:	⌘		
Other specs affected:	⌘ <input checked="" type="checkbox"/> Other core specifications	⌘ Linked to 23.083 (CR 007)	
	⌘ <input type="checkbox"/> Test specifications		
	⌘ <input type="checkbox"/> O&M Specifications		
Other comments:	⌘		

7.3 MT call

7.3.1 Functional requirements of serving MSC

7.3.1.1 Process ICH_MSC

...

specified in 3GPP TS 23.078 [12]. If the VMSC does not support CAMEL phase 3 or later, processing continues from the "No" exit of the test "Result=Reconnect?".

Sheet 3: the task "Store CW treatment indicator for this call if received in SII2" is executed only if the VMSC supports CAMEL phase 3 or later.

Sheet 3: If the VMSC does not support CAMEL phase 3 or later, the procedure Complete_Call_In_MSC and the procedure Process_Call_Waiting_MSC will not return a "Reconnect" result.

Sheet 3: the processing in the branch starting with the input signal "Process Call Waiting" is specific to Call Wait. If the VMSC does not support CW this signal will not be received from the VLR.

Sheet 3: the procedure Process_Call_Waiting is specific to Call Waiting; it is specified in 3GPP TS 23.083 [16].

Sheet 3, sheet 8, the procedure CD_Reject is specific to Call Deflection; it is specified in 3GPP TS 23.072 [11].

Sheet 3, sheet 8: the procedure CCBS_Set_Diagnostic_For_Release is specific to CCBS; it is specified in 3GPP TS 23.093 [22].

Sheet 3, sheet 4, sheet 10, sheet 11: the procedure CCBS_Check_Last_Call is specific to CCBS; it is specified in 3GPP TS 23.093 [22].

Sheet 3, sheet 11, sheet 13: signals are sent to and received from the process Subs_FSM; it is specified in subclause 7.4.

Sheet 4: the procedure UUS_ICH_Check_Support is specific to UUS; it is specified in 3GPP TS 23.087 [20].

...

7.3.1.5 Procedure Process_Call_Waiting_MSC

Sheet 1: the procedure Set_CLIP_Info_MSC is specific to CLIP.

Sheet 1: the VMSC and the MS may negotiate the bearer capability to be used for the call by the exchange of information in the Set up and Call Confirmed messages.

Sheet 1: the Call Confirmed message indicates "busy" for the successful case.

Sheet 1: the procedure Establish_Terminating_TCH_Multicall1 is specific to Multicall; it is specified in 3GPP TS 23.135 [24]. If the VMSC does not support Multicall, processing continues from the "Yes" exit of the test "Result=Pass?".

Sheet 1: the procedure UUS_ICH_UUS1_Implicit_Active is specific to UUS; it is specified in 3GPP TS 23.087 [20].

Sheet 1: the procedure CCBS_Report_Not_Idle is specific to CCBS; it is specified in 3GPP TS 23.093 [22].

Sheet 2, sheet 3, sheet 5: the procedure UUS_ICH_Check_Support is specific to UUS; it is specified in 3GPP TS 23.087 [20]. If the VMSC does not support UUS, processing continues from the "Yes" exit of the test "Result=Pass?" where the test follows the procedure call.

Sheet 2: the procedure CCBS_ICH_MSC_Report_Success is specific to CCBS; it is specified in 3GPP TS 23.093 [22].

Sheet 2: the task "UTU2Cnt:=0" is executed only if the VMSC supports UUS.

Sheet 2: the procedure CAMEL_Start_TNRy is called if the VMSC supports CAMEL phase 3 or later; it is specified in 3GPP TS 23.078 [12].

Sheet 2: the procedure `Send_ACM_If_Required` is specified in subclause 7.2.1.3.

Sheet 2, sheet 8: the processing in the branch starting with the input "CD Request" is specific to Call Deflection; if the VMSC does not support Call Deflection the input is discarded.

Sheet 2, sheet 8: the procedure `Handling_CD_MSC` is specific to Call Deflection; it is specified in 3GPP TS 23.072 [11].

Sheet 2, sheet 3, sheet 6, sheet 7: the procedure `CAMEL_MT_GMSC_DISC4` is called if the VMSC supports CAMEL phase 3 or later; it is specified in 3GPP TS 23.078 [12]. If the VMSC does not support CAMEL phase 3 or later, processing continues from the "No" exit of the test "Result=Reconnect?".

Sheet 2, sheet 3, sheet 4, sheet 8: the procedure `CCBS_ICH_MSC_Report_Failure` is specific to CCBS; it is specified in 3GPP TS 23.093 [22].

Sheet 3, sheet 7: the Release transaction (reject) message covers all unsuccessful cases not otherwise indicated.

Sheet 4, sheet 7: the procedure `UUS_MSC_Check_UUS1_UUI` is specific to UUS; it is specified in 3GPP TS 23.087 [20].

Sheet 4, sheet 8: the procedure `CAMEL_MT_GMSC_DISC6` is called if the VMSC supports CAMEL phase 3 or later; it is specified in 3GPP TS 23.078 [12].

Sheet 5: the procedure `CAMEL_Stop_TNRy` is called if the VMSC supports CAMEL phase 3 or later; it is specified in 3GPP TS 23.078 [12].

Sheet 5: the procedure `Establish_Terminating_TCH_Multicall` is specific to Multicall; it is specified in 3GPP TS 23.135 [34].

Sheet 6: the procedure `Handle_AoC_MT_MSC` is specific to AoC. If the VMSC does not support AoC, processing continues from the "Yes" exit of the test "Result=Pass?".

Sheet 6: the procedure `CAMEL_MT_GMSC_ANSWER` is called if the VMSC supports CAMEL phase 3 or later; it is specified in 3GPP TS 23.078 [12]. If the VMSC does not support CAMEL phase 3 or later, processing continues from the "Yes" exit of the test "Result=Pass?" on sheet 6.

Sheet 6: the procedure `Set_COL_Presentation_Indicator_MSC` is specific to COLP.

Sheet 6: the procedure `Send_Answer_If_Required` is specified in subclause 7.2.1.4.

Sheet 7: the input signal "CAMEL TNRy expired" will be received only if the VMSC supports CAMEL phase 3 or later.

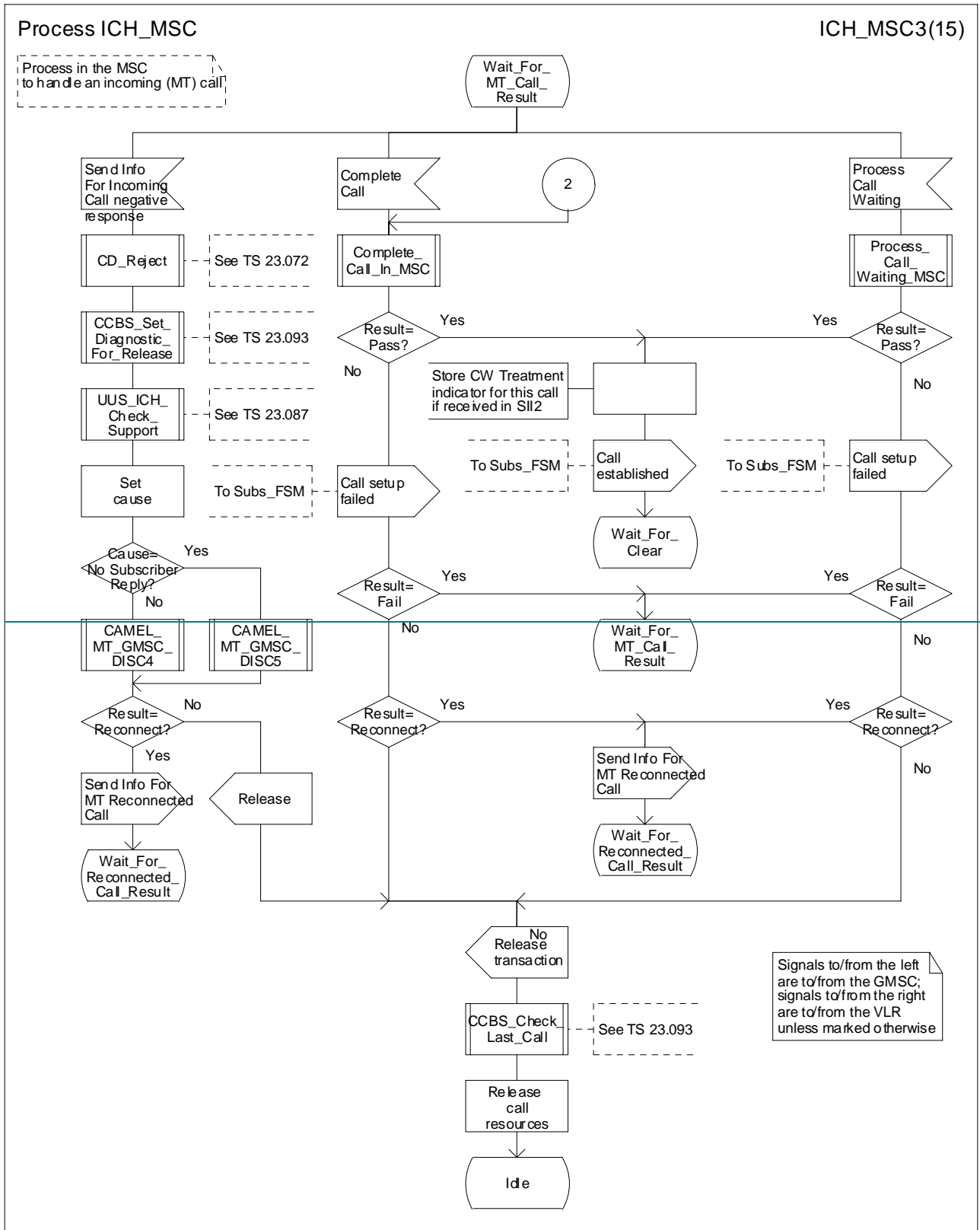
Sheet 7: the procedure `CAMEL_MT_GMSC_DISC5` is called if the VMSC supports CAMEL phase 3 or later; it is specified in 3GPP TS 23.078 [12]. If the VMSC does not support CAMEL phase 3 or later, processing continues from the "No" exit of the test "Result=Reconnect?".

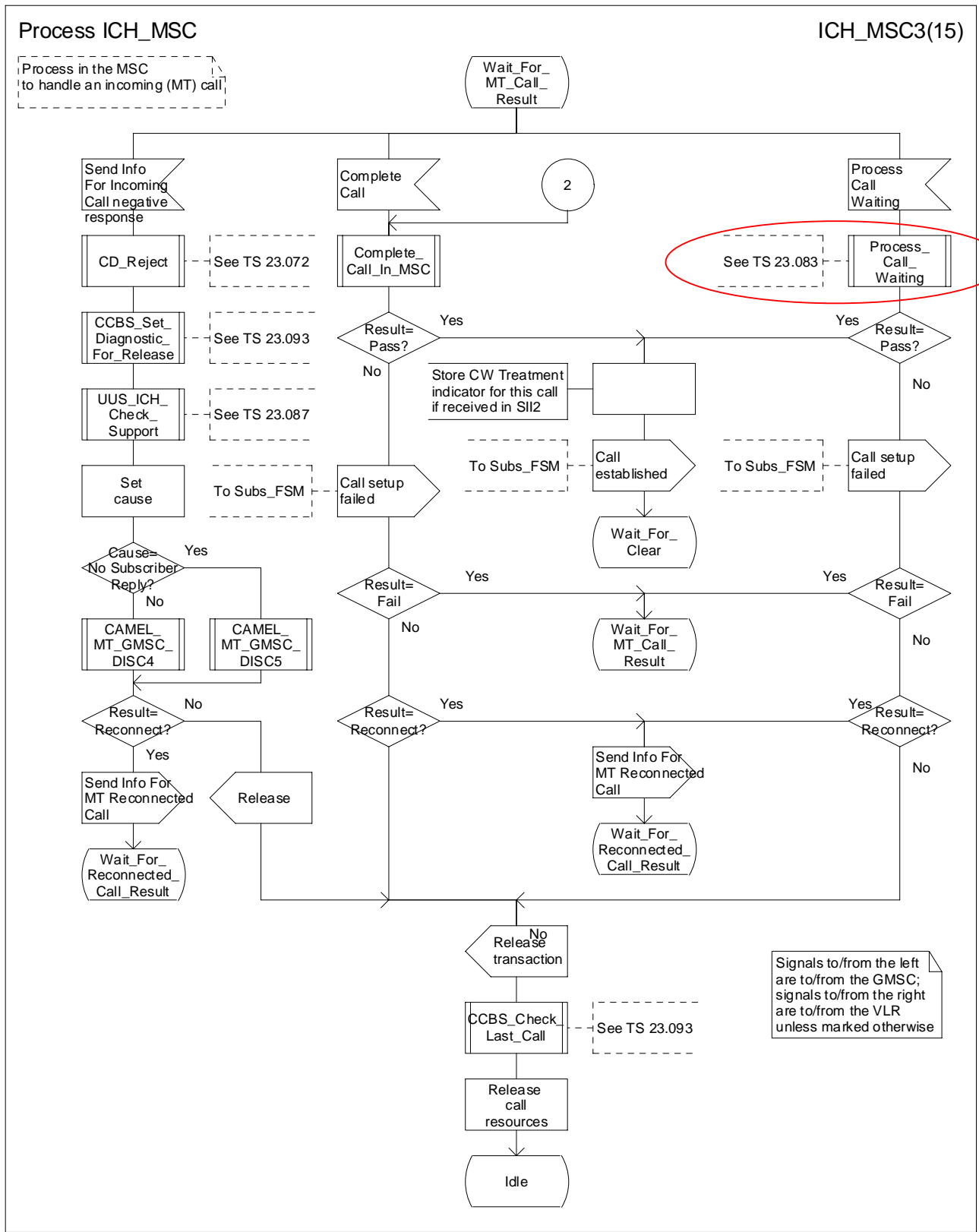
Sheet 7, sheet 8: the procedure `UUS_ICH_Check_Forwarding` is specific to UUS; it is specified in 3GPP TS 23.087 [20]. If the VMSC does not support UUS, processing continues from the "Yes" exit of the test "Result=Pass?".

Sheet 8: the procedures `UUS_MSC_Check_UUS2_UUI_to_MS` and `UUS_MSC_Check_UUS2_UUI_to_NW` are specific to UUS; they are specified in 3GPP TS 23.087 [20].

Sheet 8: the procedure `CD_UUS_Interaction` is specific to Call Deflection; it is specified in GSM 23.0 72 [11].

...





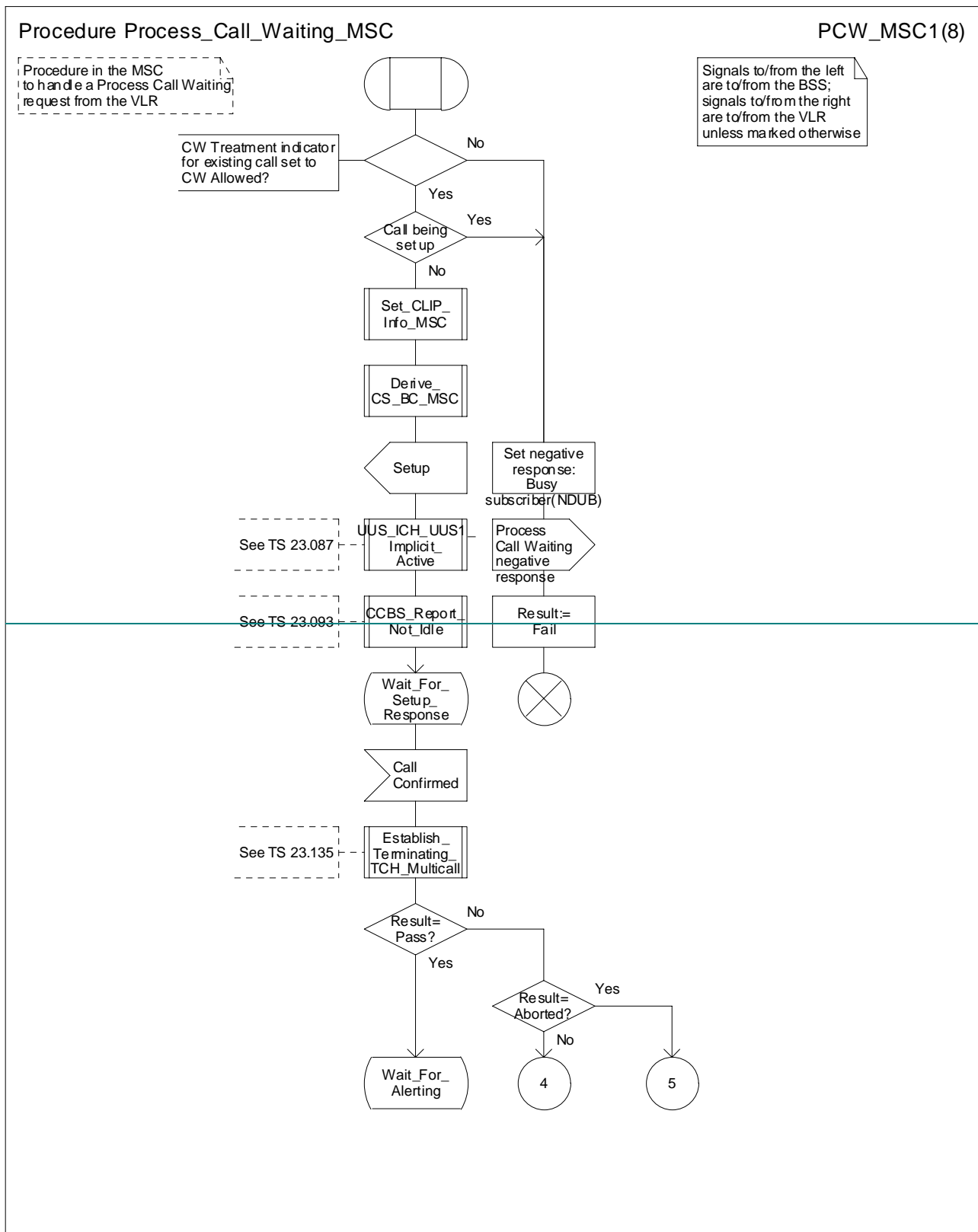


Figure 71a: Procedure Process_Call_Waiting_MSC (sheet 1)

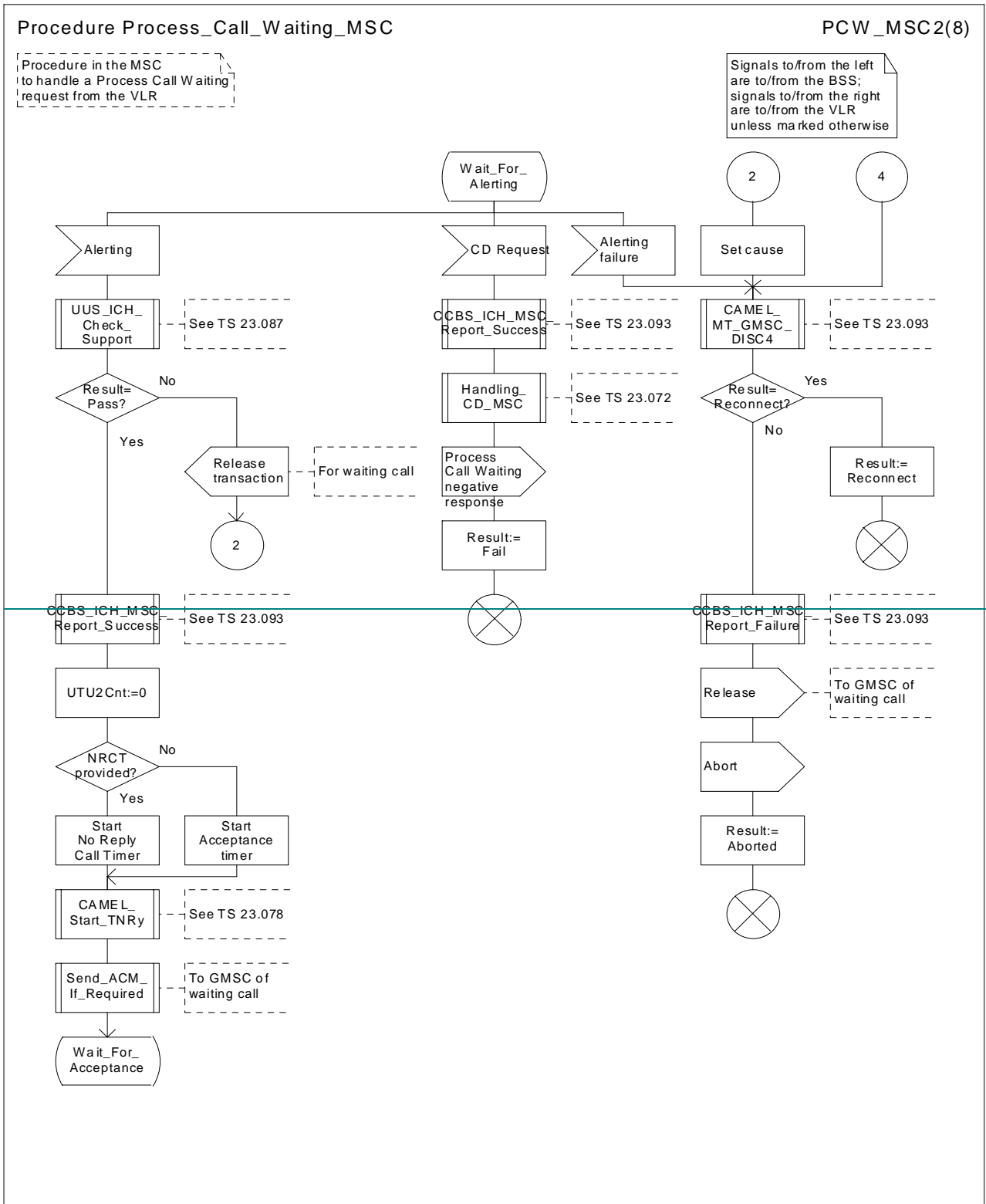


Figure 71b: Procedure Process_Call_Waiting_MSC (sheet 2)

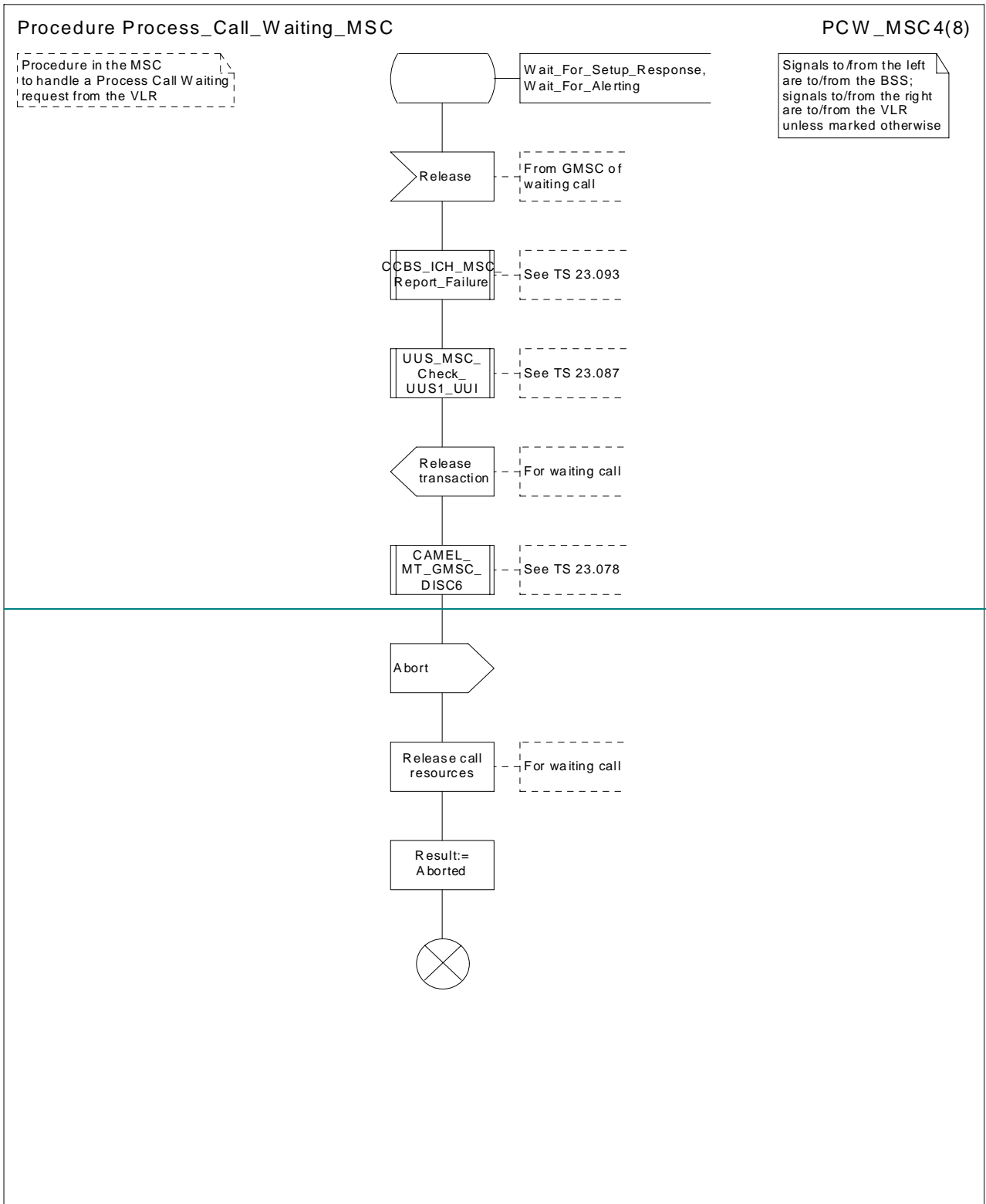


Figure 71d: Procedure Process_Call_Waiting_MSC(sheet 4)

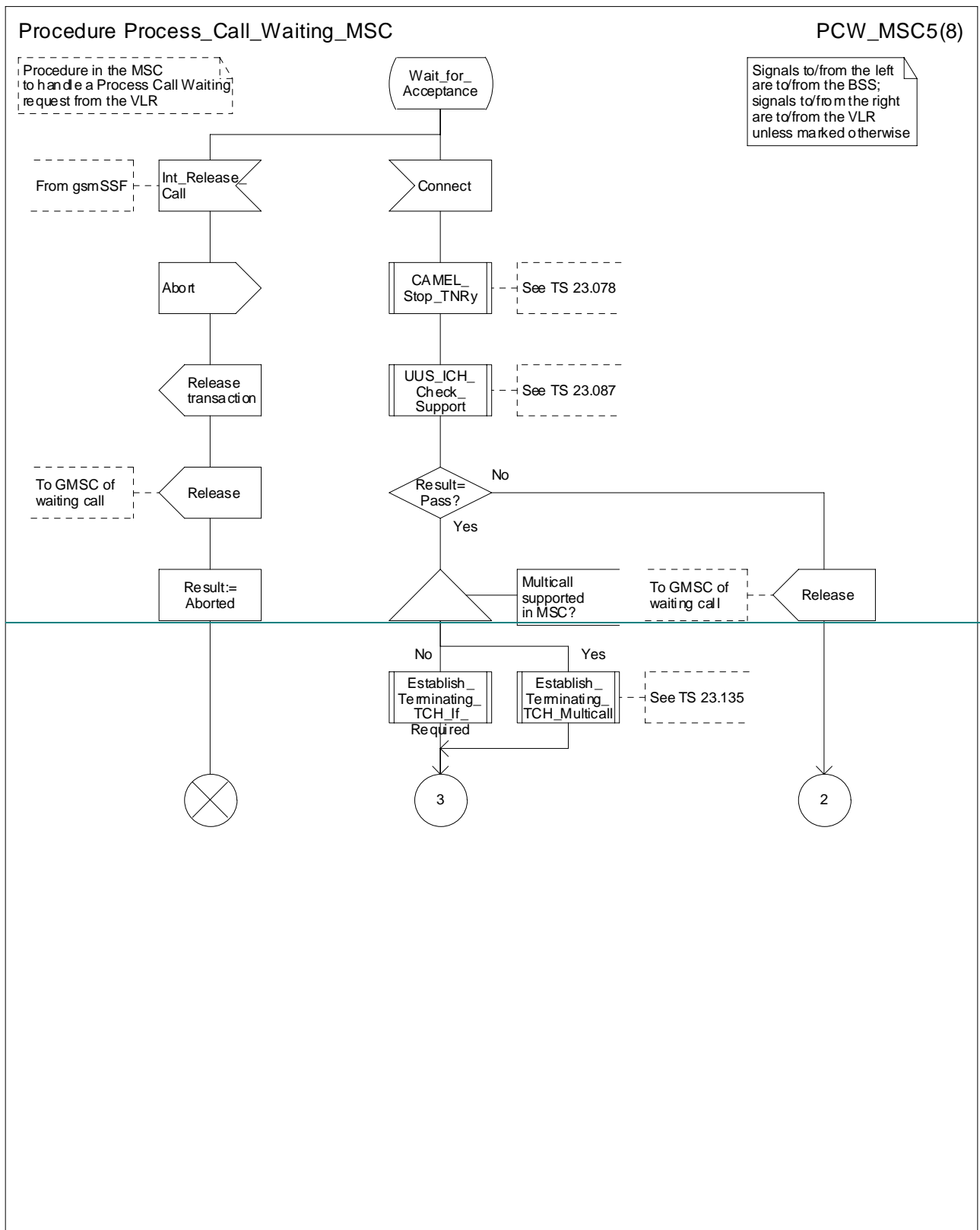


Figure 71e: Procedure Process_Call_Waiting_MSC(sheet 5)

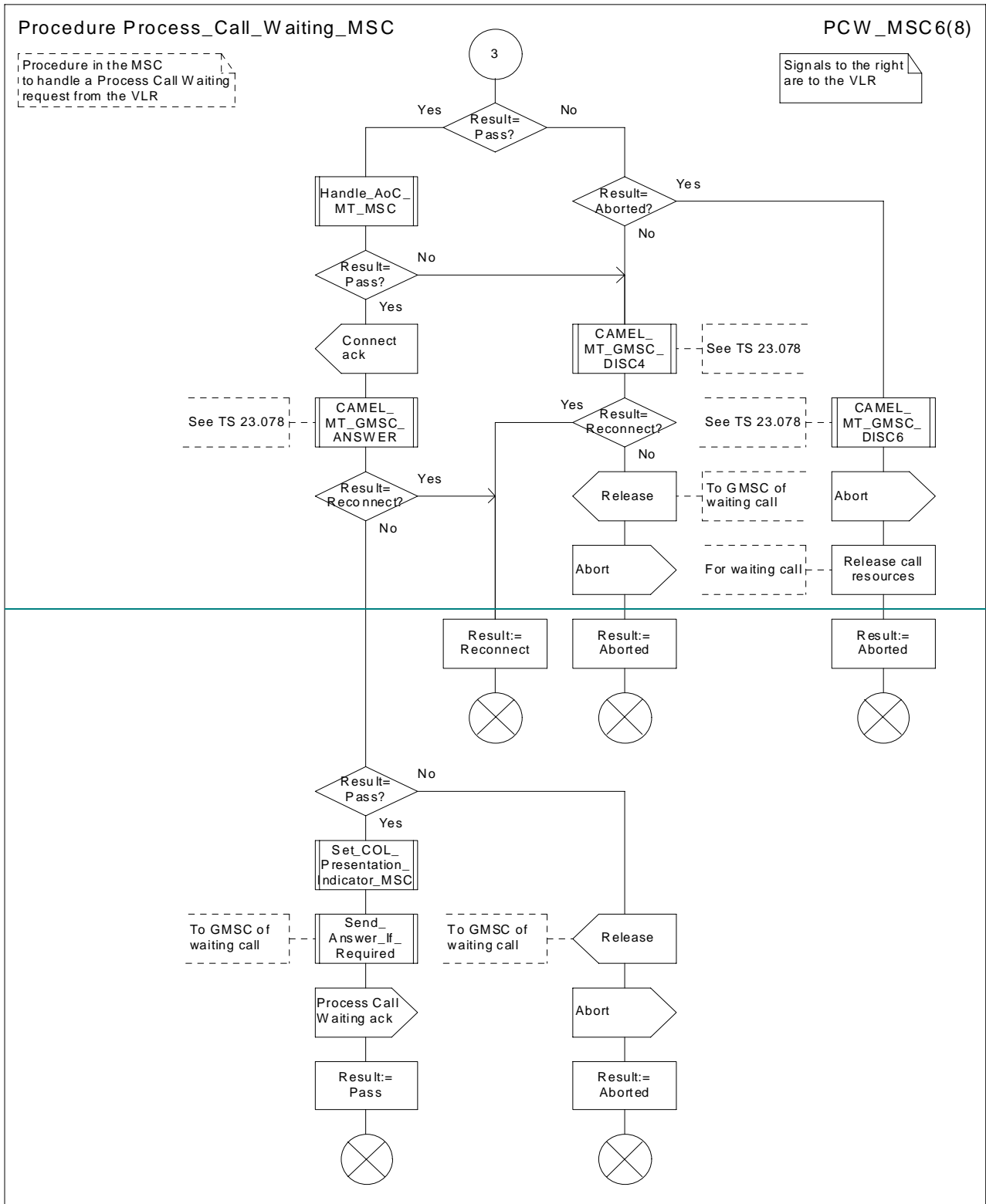


Figure 71f: Procedure Process_Call_Waiting_MSC(sheet 6)

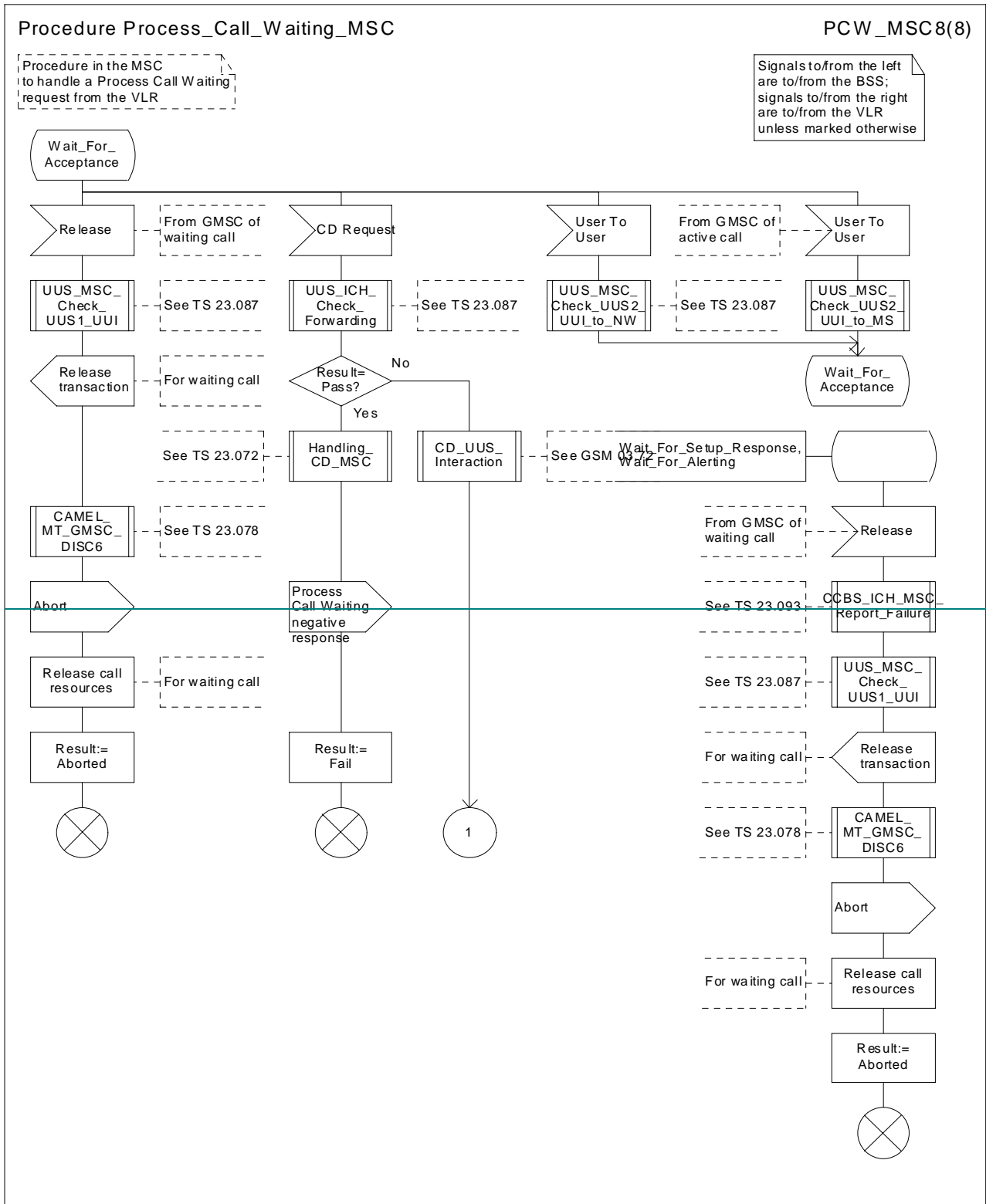


Figure 71h: Procedure Process_Call_Waiting_MSC(sheet 8)

CR-Form-v3

CHANGE REQUEST

⌘ **23.083 CR 006** ⌘ rev **3** ⌘ Current version: **4.0.0** ⌘

For **HELP** on using this form, see bottom of this page or look at the pop-up text over the ⌘ symbols.

Proposed change affects: ⌘ (U)SIM ME/UE Radio Access Network Core Network

Title:	⌘ Enhancement of procedures for Call Hold		
Source:	⌘ CN4		
Work item code:	⌘ TEI	Date:	⌘ 26/02/2001
Category:	⌘ C	Release:	⌘ REL-4
	Use <u>one</u> of the following categories: F (essential correction) A (corresponds to a correction in an earlier release) B (Addition of feature), C (Functional modification of feature) D (Editorial modification) Detailed explanations of the above categories can be found in 3GPP TR 21.900.		Use <u>one</u> of the following releases: 2 (GSM Phase 2) R96 (Release 1996) R97 (Release 1997) R98 (Release 1998) R99 (Release 1999) REL-4 (Release 4) REL-5 (Release 5)

Reason for change:	⌘ To provide better interworking with the call hold procedures and Basic Call Handling – 3G TS 23.018.
Summary of change:	⌘ Updated the MAF and the SDLs for the two procedures Process_Hold_Request and Process_Retrieve_Request as well as the explanatory text for Call Hold.
Consequences if not approved:	⌘ Will be out of alignment with 3G TS 23.018.

Clauses affected:	⌘ 0.1, 0.2, 2.1	
Other specs affected:	⌘ <input checked="" type="checkbox"/> Other core specifications	⌘ Linked to 23.018 (CR 065)
	<input type="checkbox"/> Test specifications	
	<input type="checkbox"/> O&M Specifications	
Other comments:	⌘ The MAF for call waiting (CW) had some editorial changes made to it in the previous revision of this CR. This change has now been moved out of this one and into the CW CR (CR 007 – Tdoc N4-010358).	

***** First Modified Section *****

0.1 References

The following documents contain provisions which, through reference in this text, constitute provisions of the present document.

- References are either specific (identified by date of publication, edition number, version number, etc.) or non-specific.
- For a specific reference, subsequent revisions do not apply.
- For a non-specific reference, the latest version applies.

[1] [3GPP TR 21.905](#): "3G Vocabulary".

[2] [3GPP TS 22.082](#): "Call Forwarding (CF) Supplementary Services - Stage 1".

[3] [3GPP TS 23.011](#): "Technical realization of supplementary services - General Aspects".

[4] [3GPP TS 24.008](#): "Mobile radio interface layer 3 specification; Core Network Protocols - Stage3".

[5] [3GPP TS 23.018](#): "Basic call handling".

***** Next Modified Section *****

0.2 Abbreviations

In addition to those below, Abbreviations used in the present document are listed in TR 21.905.

HTI: Hold Transaction Treatment Indicator

***** Next Modified Section *****

2 Call hold (HOLD)

2.1 Functions and information flows

The following Mobile Additional Function has been identified for the call hold service:

MAF024

Call hold related authorizations examination

The ability of a PLMN component to determine the authorizations relating to call hold. See figure 2.1.

Location: VLR

~~The overall SDL diagram procedures~~ [Process Hold Request](#), [Process Retrieve Request](#) and [Handle Timed Call Swap](#) of call hold ~~is~~ are shown in figures [2.2a](#), [2.2b](#) and [2.2c](#), respectively.

[Procedure Process Retrieve Request](#): the process Subs FSM is defined in 3GPP TS 23.018 [5].

[Procedure Process Hold Request](#), [procedure Process Retrieve Request](#): the variable On Hold is set in the process [OCH MSC](#) or the process [ICH MSC](#).

Procedure Handle_Timed_Call_Swap: the macro Decrement_Call_Counter is defined in 3GPP TS 23.018 [5].

All procedures: to avoid having two calls on hold at the same time (except as a transient effect during the handling of retrieve), the reception of the retrieve request is supervised by a retrieve timer T (T = 5 s).

All procedures: the network may receive hold and retrieve requests not included in this overall SDL. These requests will be rejected by the network.

All procedures: the handling of requests other than hold and retrieve requests is defined in the appropriate supplementary service specification.

The information flows are shown in figure 2.3. In these flows it is assumed that the served user is a mobile user and that other users are fixed network users.

Description of overall SDL diagram for call hold

~~In the SDL diagrams the states are dimensioned in two dimensions. The first dimension is a normal basic call state e.g. null or active. The second dimension is an auxiliary state associated with hold.~~

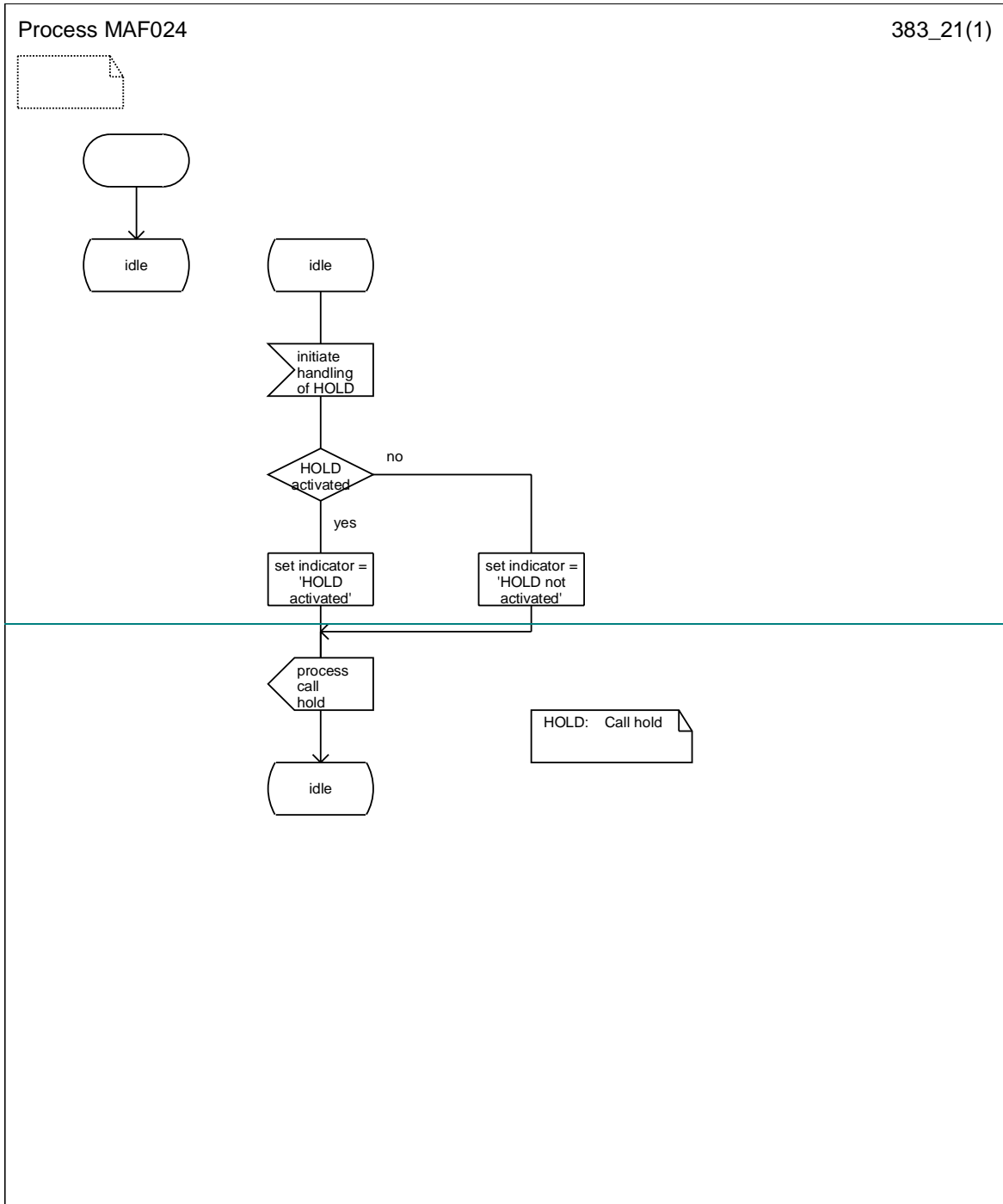
~~Three auxiliary states are used:~~

- ~~i) idle;~~
- ~~ii) hold request (abbreviated hold req);~~
 - ~~— a request has been made for the hold function~~
- ~~iii) call held (abbreviated held);~~
 - ~~— the call is held.~~

~~Several two dimensional states in connection with hold are possible e.g. (active, idle), (active, held) or (null, idle).~~

~~When the served user wants to shuttle between an (active, idle) call and an (active, held) call, this is achieved by a hold request for the first call immediately followed by a retrieve request for the second. To avoid having two calls on hold at the same time, the reception of the retrieve request is supervised by a timer T (T = 5 s).~~

~~The network may receive hold and retrieve requests not included in this overall SDL. These requests will be rejected by the network. For handling requests other than hold and retrieve requests look at descriptions of the other GSM supplementary services.~~



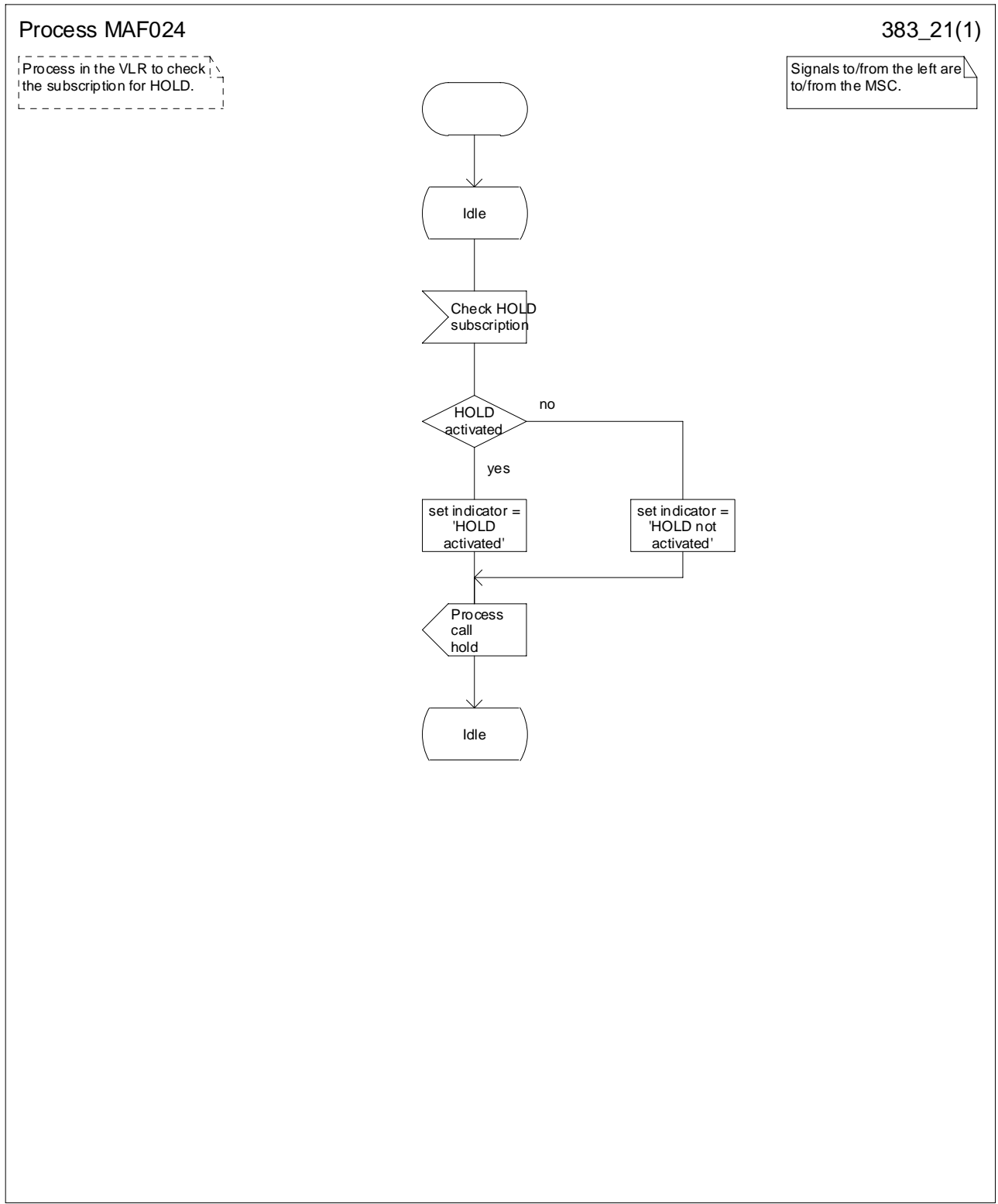
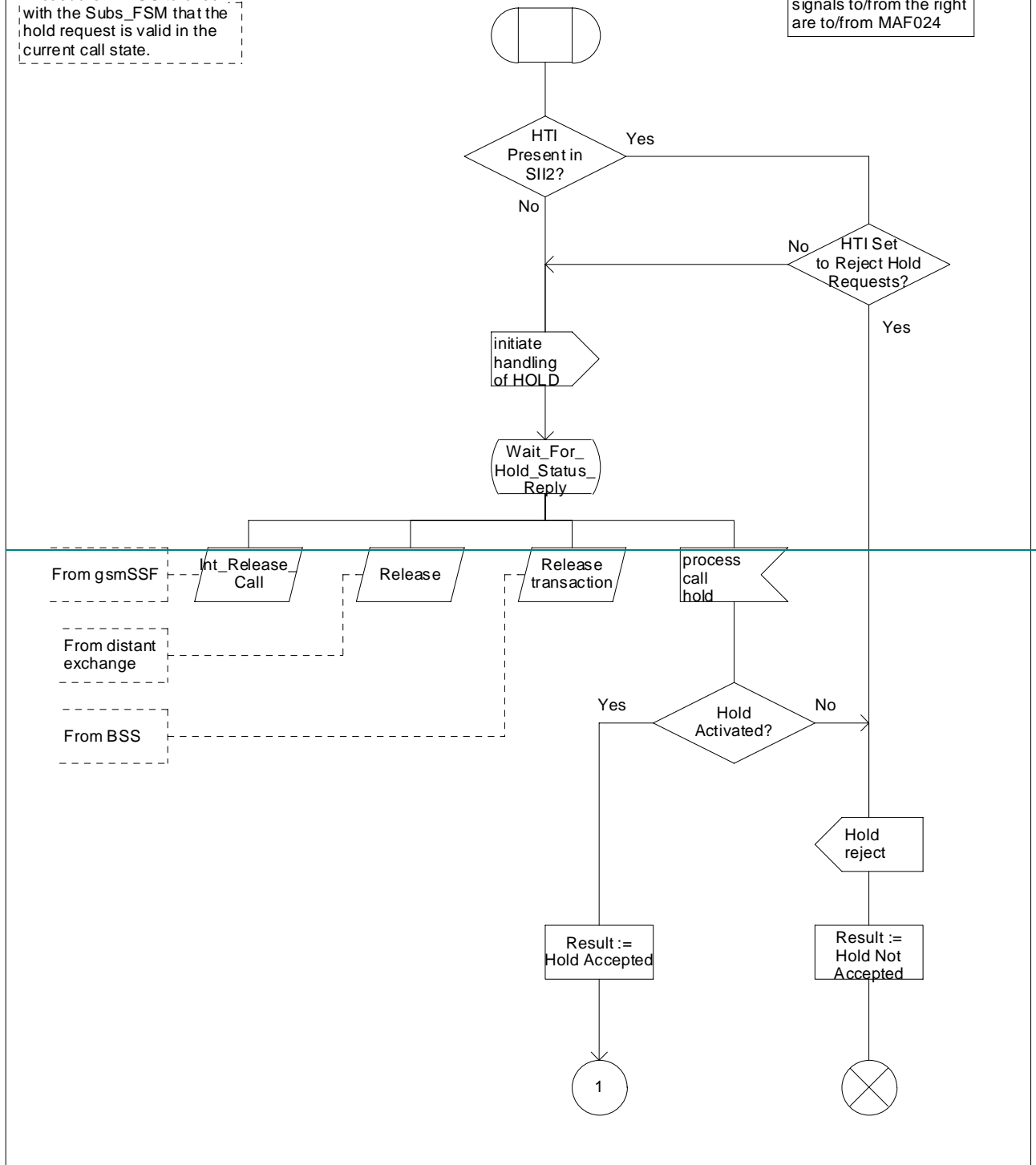


Figure 2.1: MAF024 Call hold related authorisations examination (VLR)

Procedure Process_Hold_Request

Procedure in MSC to check with the Subs_FSM that the hold request is valid in the current call state.

1(2)
Signals to/from the left are to/from the BSS; signals to/from the right are to/from MAF024



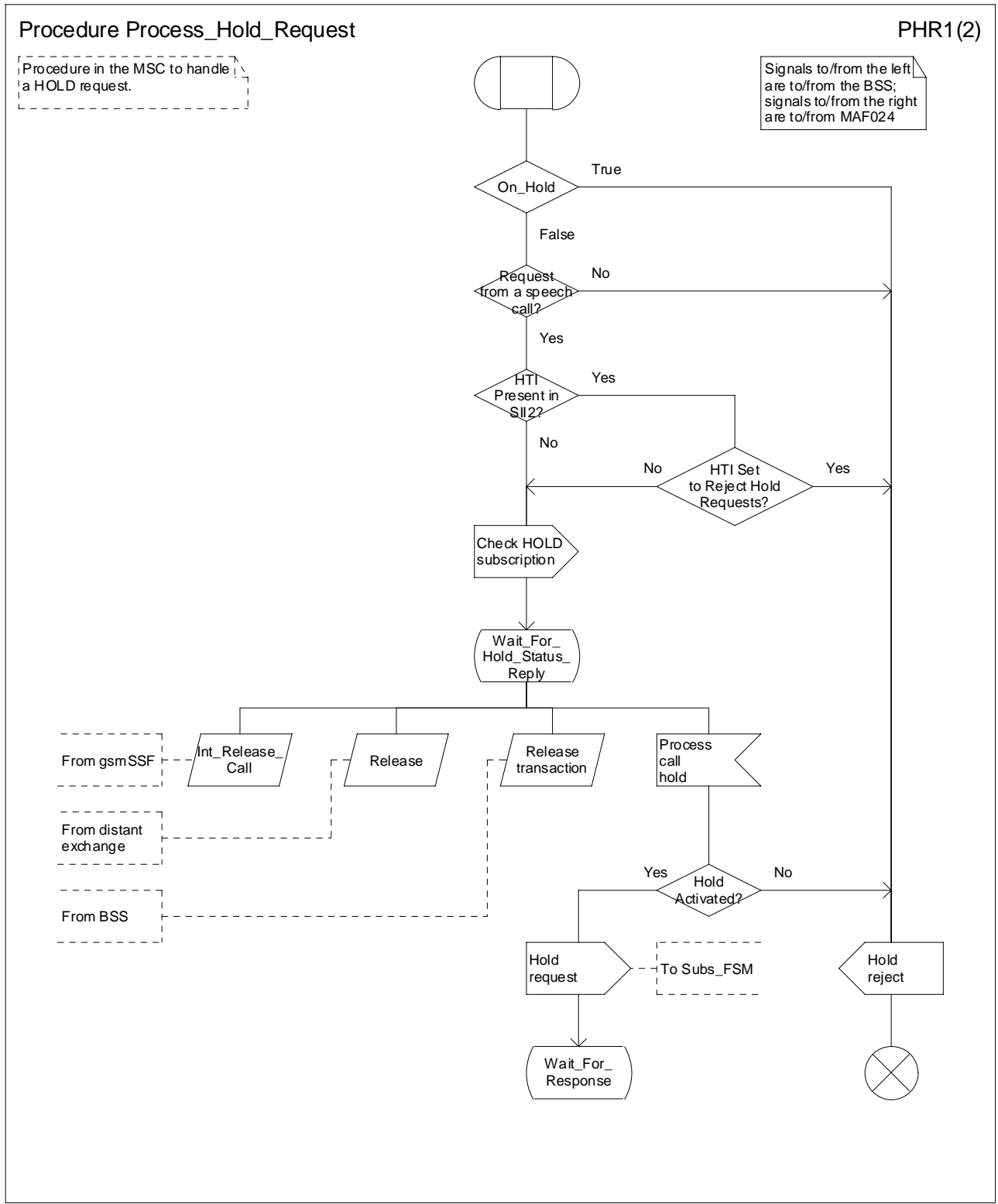


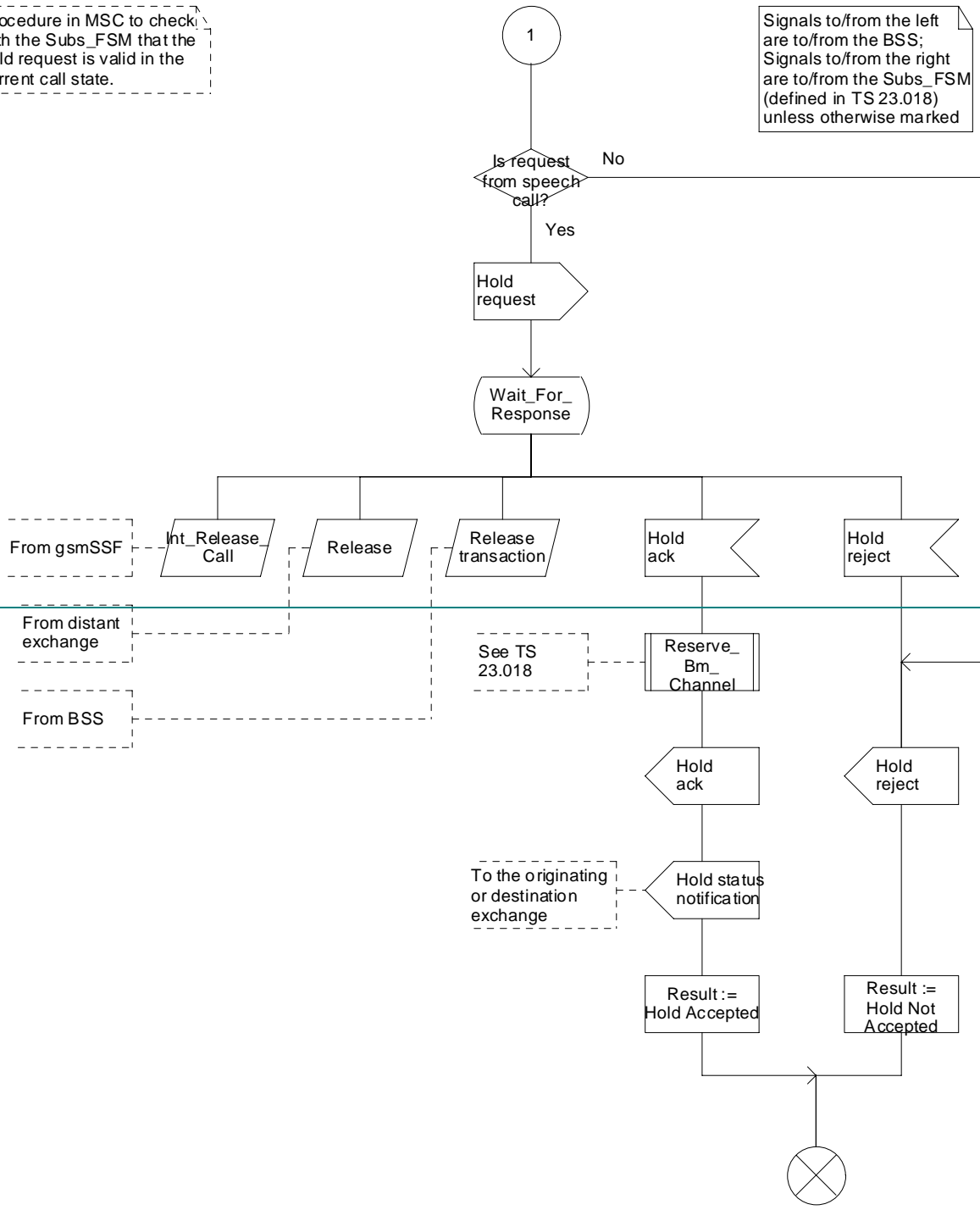
Figure 2.2a (sheet 1 of 2): Procedure Process_Hold_Request

Procedure Process_Hold_Request

2(2)

Procedure in MSC to check with the Subs_FSM that the hold request is valid in the current call state.

Signals to/from the left are to/from the BSS; Signals to/from the right are to/from the Subs_FSM (defined in TS 23.018) unless otherwise marked



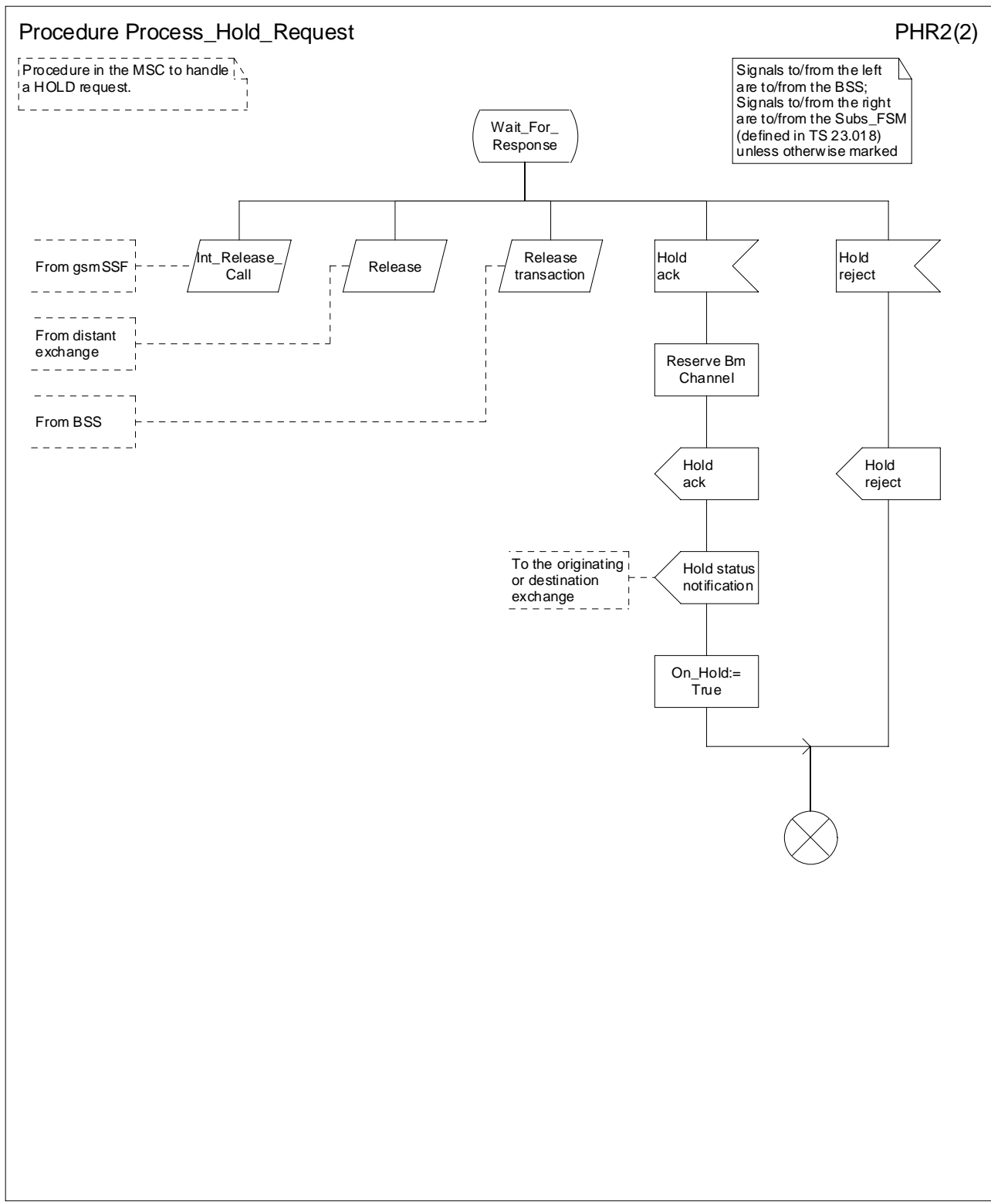
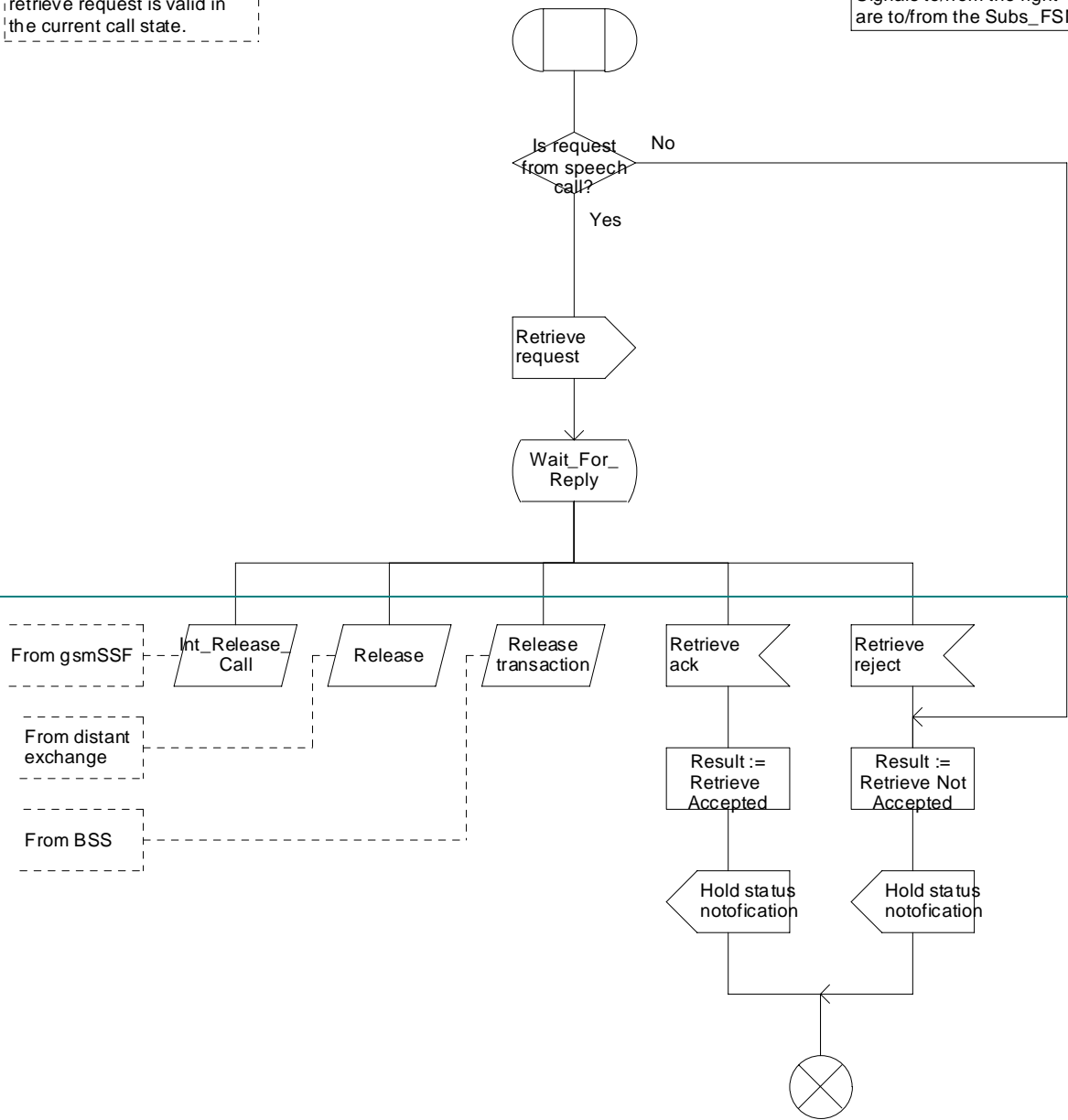


Figure 2.2a (sheet 2 of 2): Procedure Process_Hold_Request

Procedure Process_Retrieve_Request

Procedure in MSC to check with the Subs FSM that the retrieve request is valid in the current call state.

1(1)
Signals to the left are to the originating or destination exchange;
Signals to/from the right are to/from the Subs_FSM



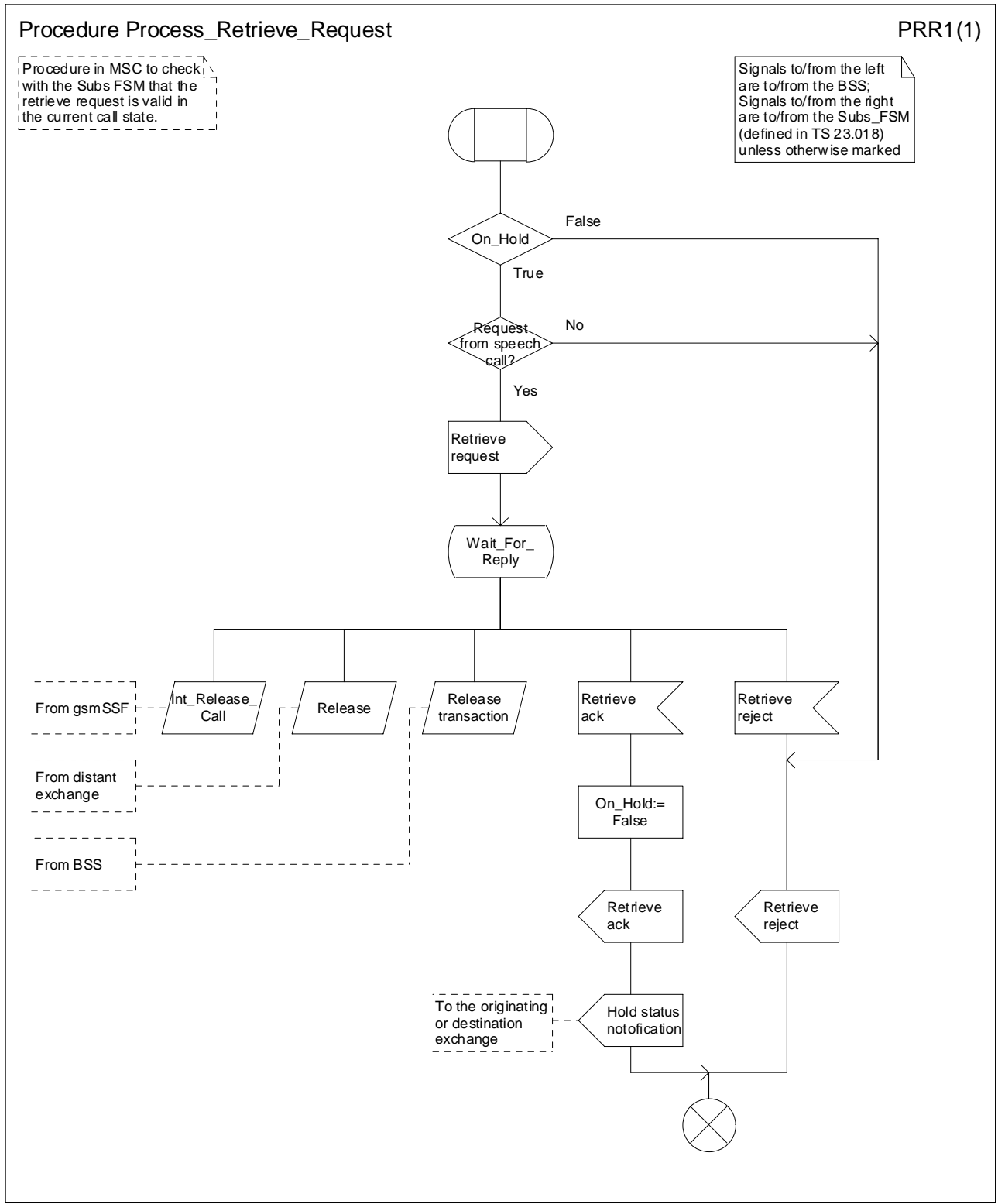


Figure 2.2b: Procedure Process_Retrieve_Request

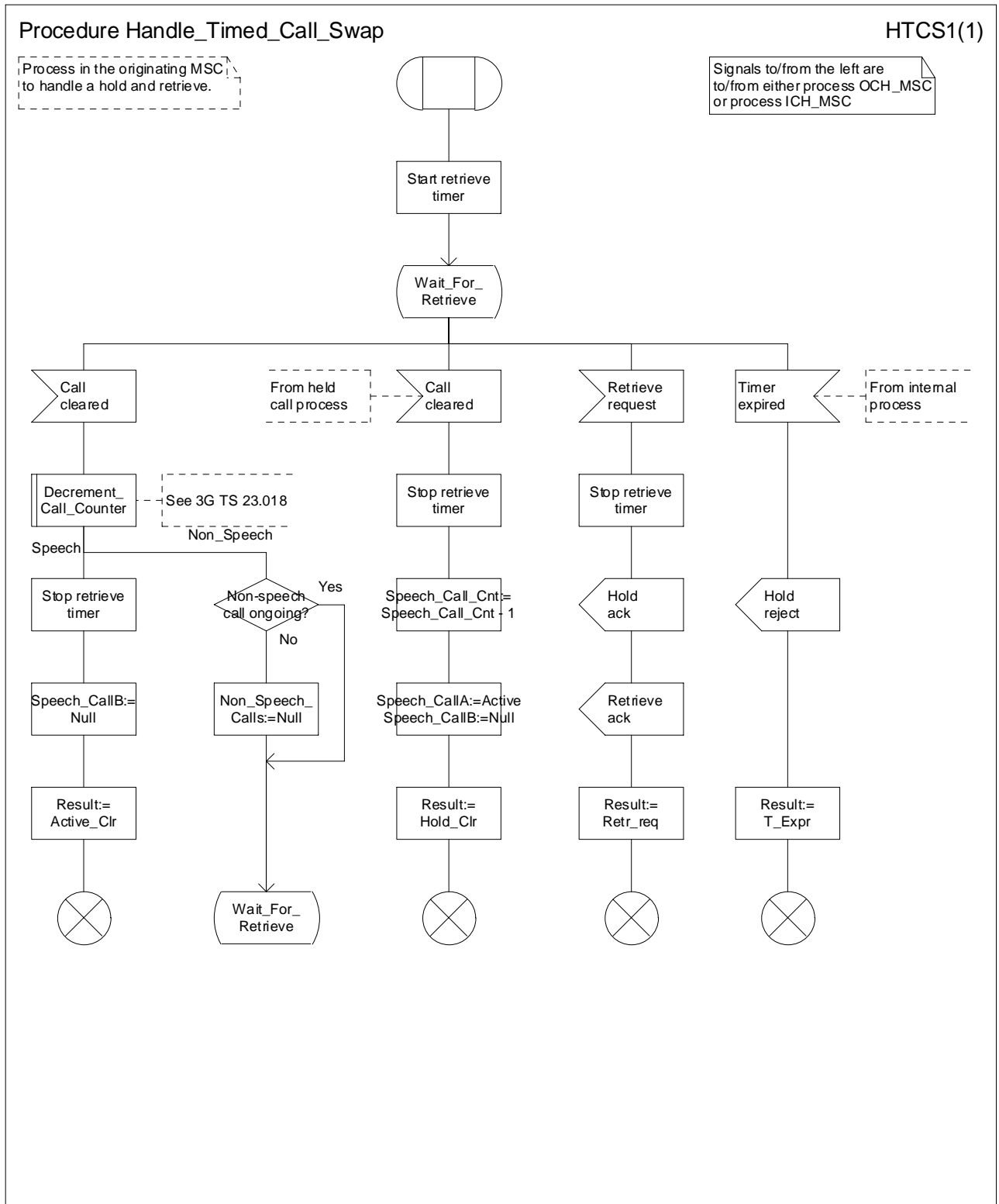


Figure 2.2c: Procedure Handle Timed Call Swap

CHANGE REQUEST

⌘ **23.084 CR 003** ⌘ rev **1** ⌘ Current version: **3.2.0** ⌘

For **HELP** on using this form, see bottom of this page or look at the pop-up text over the ⌘ symbols.

Proposed change affects: ⌘ (U)SIM ME/UE Radio Access Network Core Network

Title:	⌘ Enhancement of MPTY SDLs and CAMEL functionality.		
Source:	⌘ CN4		
Work item code:	⌘ TEI	Date:	⌘ 4/12/00
Category:	⌘ C	Release:	⌘ REL-4
	Use <u>one</u> of the following categories: F (essential correction) A (corresponds to a correction in an earlier release) B (Addition of feature), C (Functional modification of feature) D (Editorial modification) Detailed explanations of the above categories can be found in 3GPP TR 21.900.		Use <u>one</u> of the following releases: 2 (GSM Phase 2) R96 (Release 1996) R97 (Release 1997) R98 (Release 1998) R99 (Release 1999) REL-4 (Release 4) REL-5 (Release 5)

Reason for change:	⌘ Upon integrating MPTY into the Subs_FSM process in 3G TS 23.018, it is necessary to convert the original "overall" SDLs into a proper Procedure. Also, alignment with 23.078 (CAMEL) is needed.
Summary of change:	⌘ Changed the "overall SDLs" into a proper procedure, added CSI interactions (to align with 23.078) and updated references from GSM documents to 3GPP TSs. Some correcting of references and grammar have also been done.
Consequences if not approved:	⌘ This TS will be out of line with 23.078.

Clauses affected:	⌘ 0.1, 0.2, 1.1		
Other specs affected:	⌘ <input checked="" type="checkbox"/> Other core specifications	⌘ 23.018, 23.078	
	<input type="checkbox"/> Test specifications		
	<input type="checkbox"/> O&M Specifications		
Other comments:	⌘		

***** First Modified Section *****

0 Scope

The present document gives the stage 2 description of the multi party supplementary services. Only one multi party supplementary service has been defined, this is the Multi Party (MPTY) service, and is described in clause 1.

0.1 References

The following documents contain provisions which, through reference in this text, constitute provisions of the present document.

- References are either specific (identified by date of publication, edition number, version number, etc.) or non-specific.
- For a specific reference, subsequent revisions do not apply.
- For a non-specific reference, the latest version applies.
- A non-specific reference to an ETS shall also be taken to refer to later versions published as an EN with the same number.

[1] [3GPP TR 21.905](#): "3G Vocabulary".

[2] [3GPP TS 23.011](#): "Technical realization of supplementary services - General Aspects".

[3] [3GPP TS 23.083](#): "Call Waiting (CW) and Call Hold (HOLD) supplementary services - Stage 2".

[4] [3GPP TS 23.018](#): "[Basic Call Handling](#)".

***** Next Modified Section *****

0.2 Abbreviations

In addition to those below, Abbreviations used in the present document are listed in [3GPP TR 21.905 \[1\]](#).
[SII2](#) [Service Interaction Indicators Two](#)

***** Next Modified Section *****

1 Multi Party service (MPTY)

1.1 Functions and information flows

The following Mobile Additional Function has been identified for [the](#) Multi Party service:

MAF026

Multi Party service related authorizations examination

The ability of a PLMN component to determine the authorizations relating to Multi Party service. See figure 2.1.

Location: VLR

The ~~overall~~-SDL-diagrams for ~~the~~-of Multi Party service ~~is~~-are shown in figures 1.2 and 1.3.

~~This overall SDL diagram represents the network as a whole.~~ The ~~overall~~ SDL diagram procedure [Handle MPTY](#) shows the status of the service as perceived by the served mobile subscriber, as well as the status as perceived by any of the other parties. Beside this, the ~~overall~~ SDL-diagrams shows the actions to be taken by the network and the information provided by the network to the users.

[In figure 1.2, sheet 3 \(state "Held MPTY"\) it is also possible to initiate a new call or process a call waiting request while in this state \(see 3GPP TS 23.083\) \[3\]. In either case, this is likely to result in the call handling state machine going into the state "Held MPTY and active call".](#)

~~Within the authorization examinations diagram, the messages shown to and from the left are to and from the VLR.~~

~~Within the overall SDL diagram, messages to and from the served mobile subscriber are indicated to and from the left, whereas messages to and from remote parties are indicated to and from the right.~~

The information flow for [the MPTY Multi Party](#)-service is shown in figure 1.34.

In the information flow it is assumed that the served subscriber is a mobile subscriber and that the other parties are all fixed ISDN subscribers. For the purposes of the information flow diagrams it is assumed that there are only two remote parties. Where there are more than two remote parties, signals to any party connected to the MPTY bridge shall be sent apply to all other parties connected to the MPTY bridge, except where a single remote party is to be selected for a private communication.

As a consequence of this assumption, after the MPTY is split (to establish a private communication) it only contains only one remote party. However, the end state for disconnection of or by that remaining remote party is shown as A-B ACTIVE / MPTY HELD. This is to indicate that the disconnection by a single remote party will not necessarily cause the MPTY call to be released. This will only happen only when that remote party is the only remaining party in the MPTY call.

Party A is the subscriber controlling the MPTY call (served mobile subscriber). Party B is the first remote party called. Party C is the second remote party called.

Remote parties are disconnected by the generic disconnect/release procedure. Any scenario requiring disconnection of remote parties shown in the SDL diagrams but not explicitly shown in the flow diagrams shall follow the procedure shown in the flow diagrams for similar scenarios.

Functions to be performed by the fixed ISDN (for example hold authorizations examination) are not shown in the information flow; only the functions to be performed by the PLMN are shown.

It is assumed that the MPTY Multi Party bridge is located in the MSC.

~~In the SDL diagrams a two dimensional state in conjunction with call hold is used: (active,hold request).~~

~~— The first dimension is a normal basic call state "active".~~

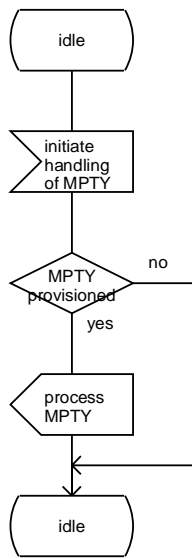
~~— The second dimension is "hold request" (abbreviated hold req) meaning that a request has been made for the hold function.~~

To avoid having two calls on hold at the same time the reception of the retrieve request is supervised by a retriever timer T as defined in TS 23.083.

Note that while the MPTY Multi Party is on hold, the remote parties can continue to communicate with each other.

Process MPTY_MAF026

384_11(1)



MPTY: Multi Party service.

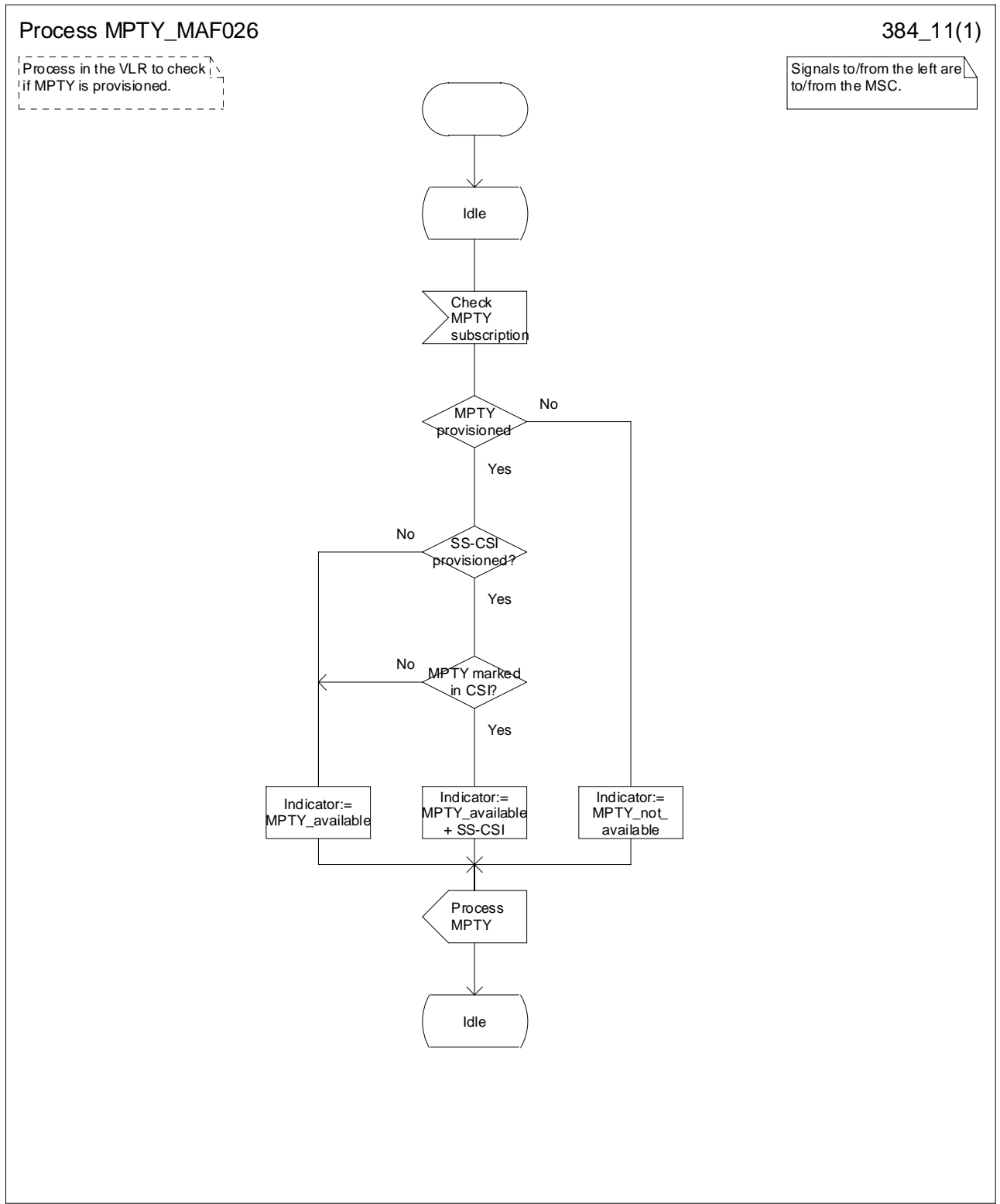
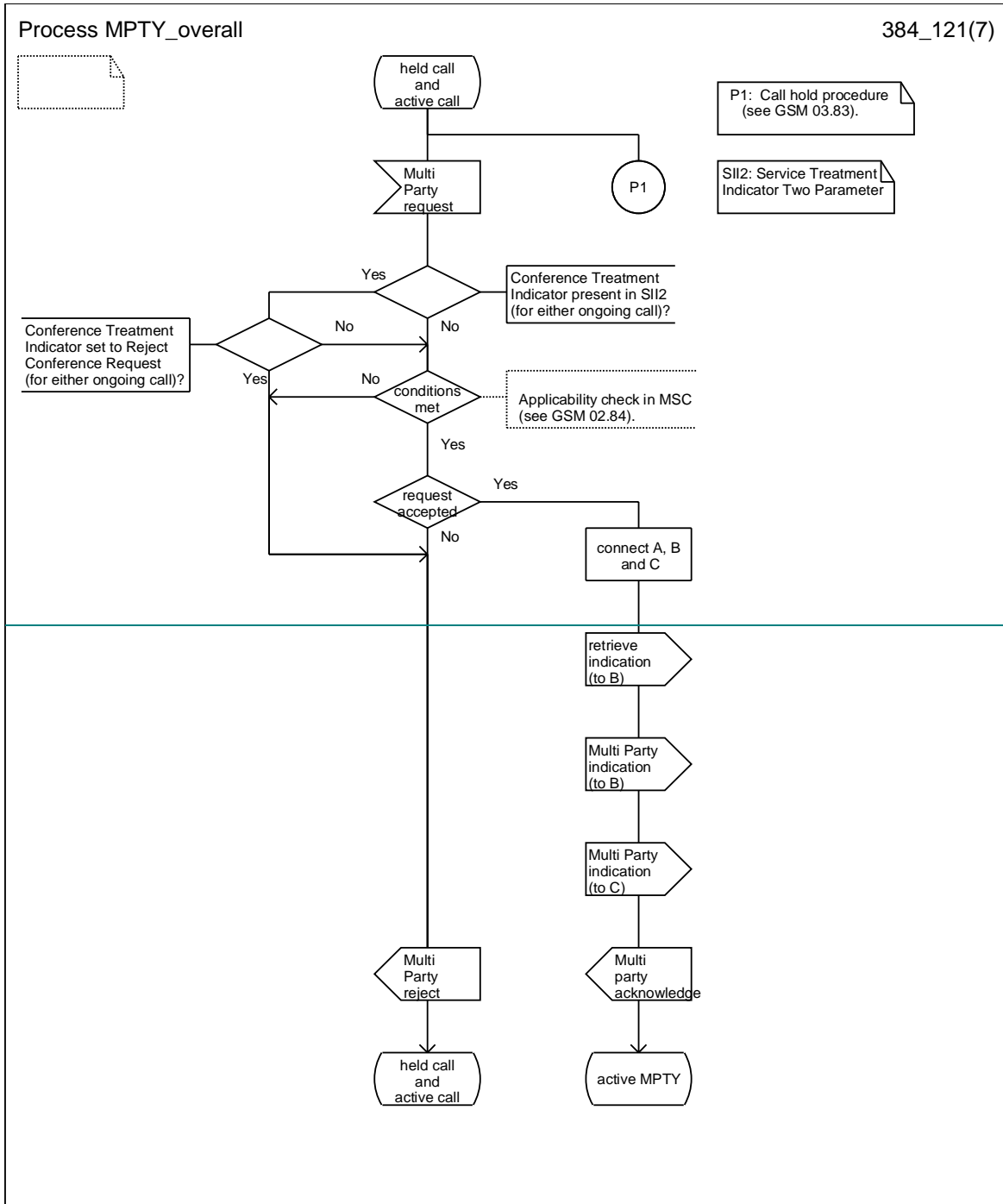


Figure 1.1: MAF026 Multi Party service related authorisations examination (VLR)



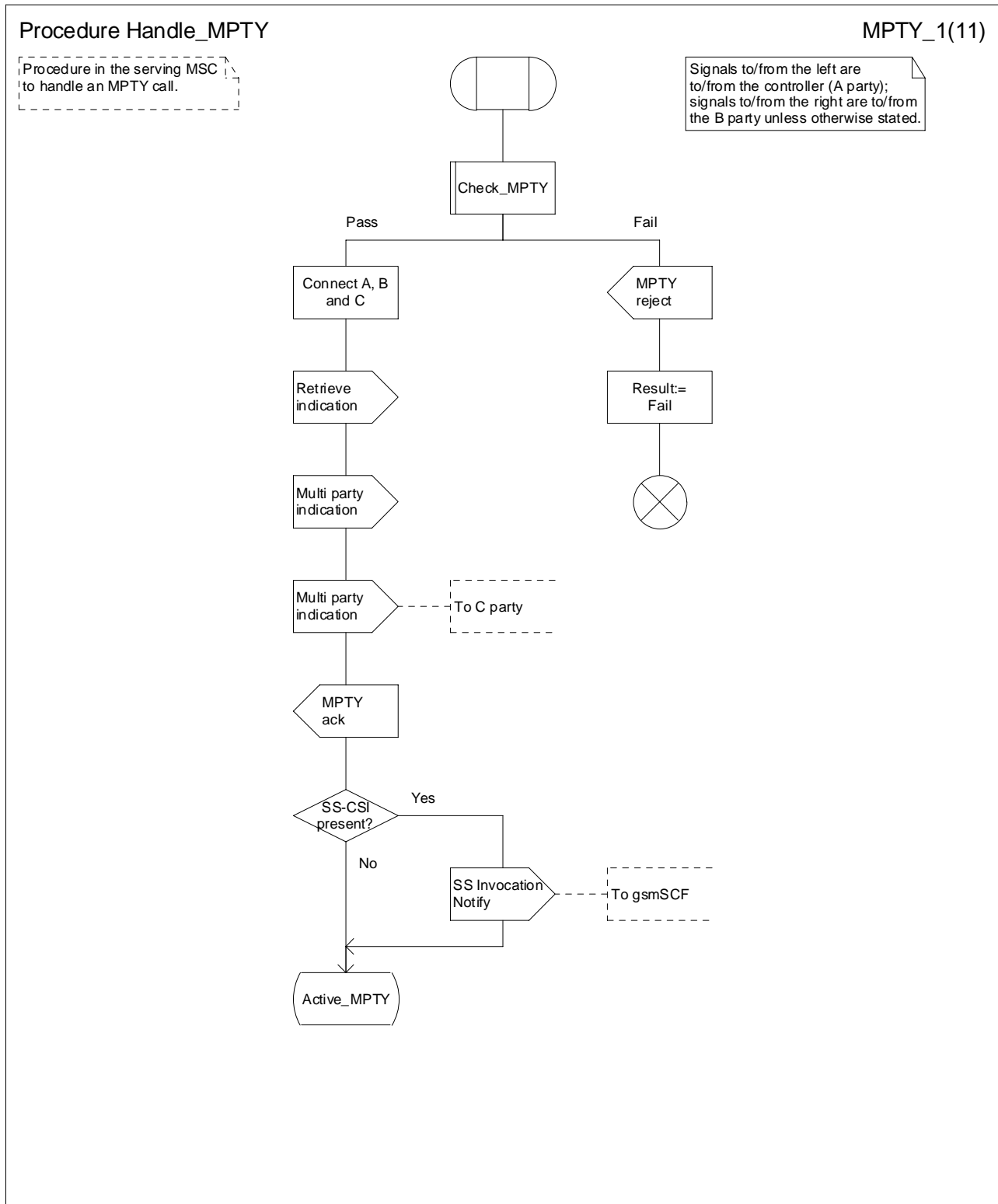
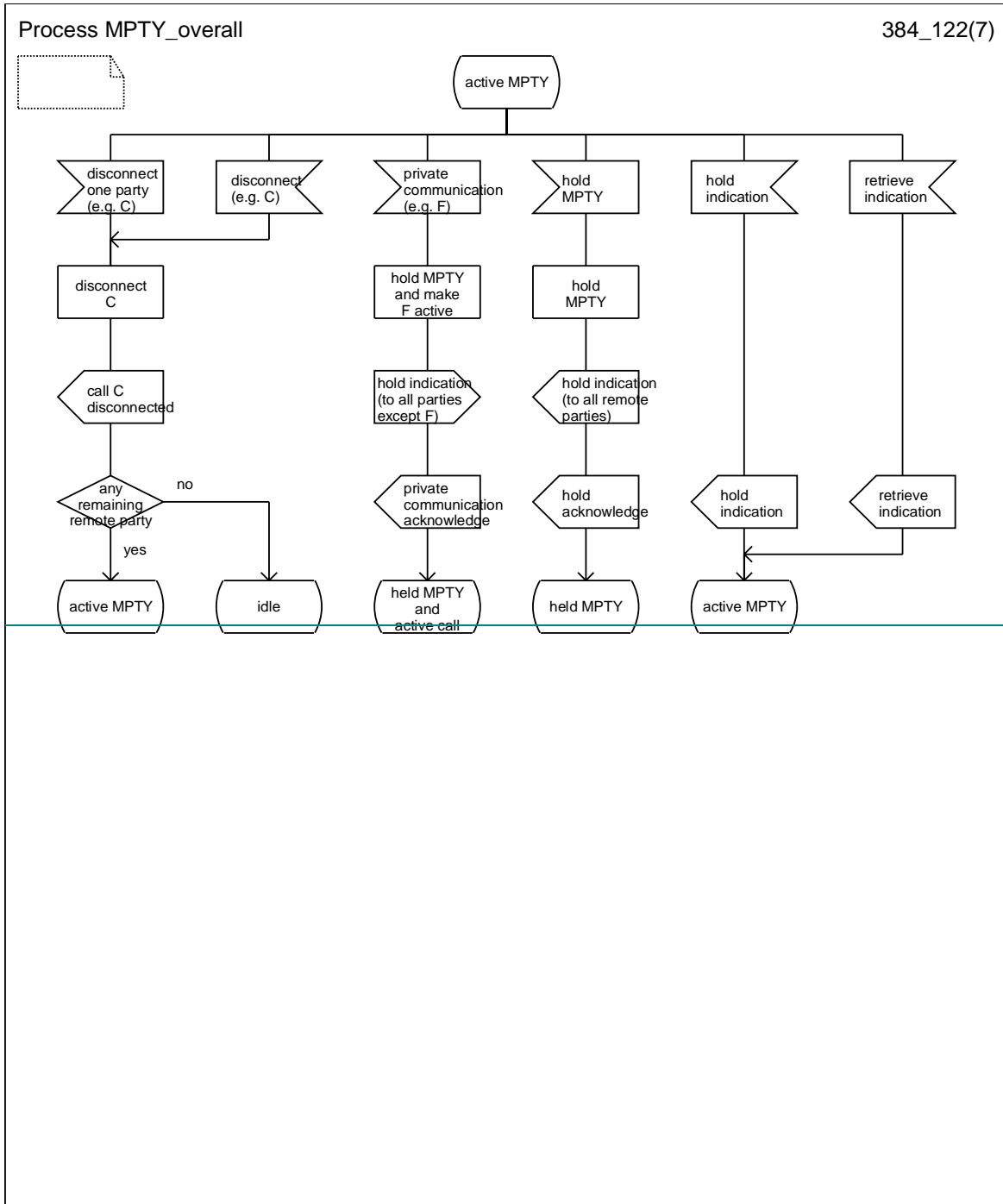


Figure 1.2 (sheet 1 of 117): Procedure Handle_MPTY Overall SDL diagram of Multi-Party service



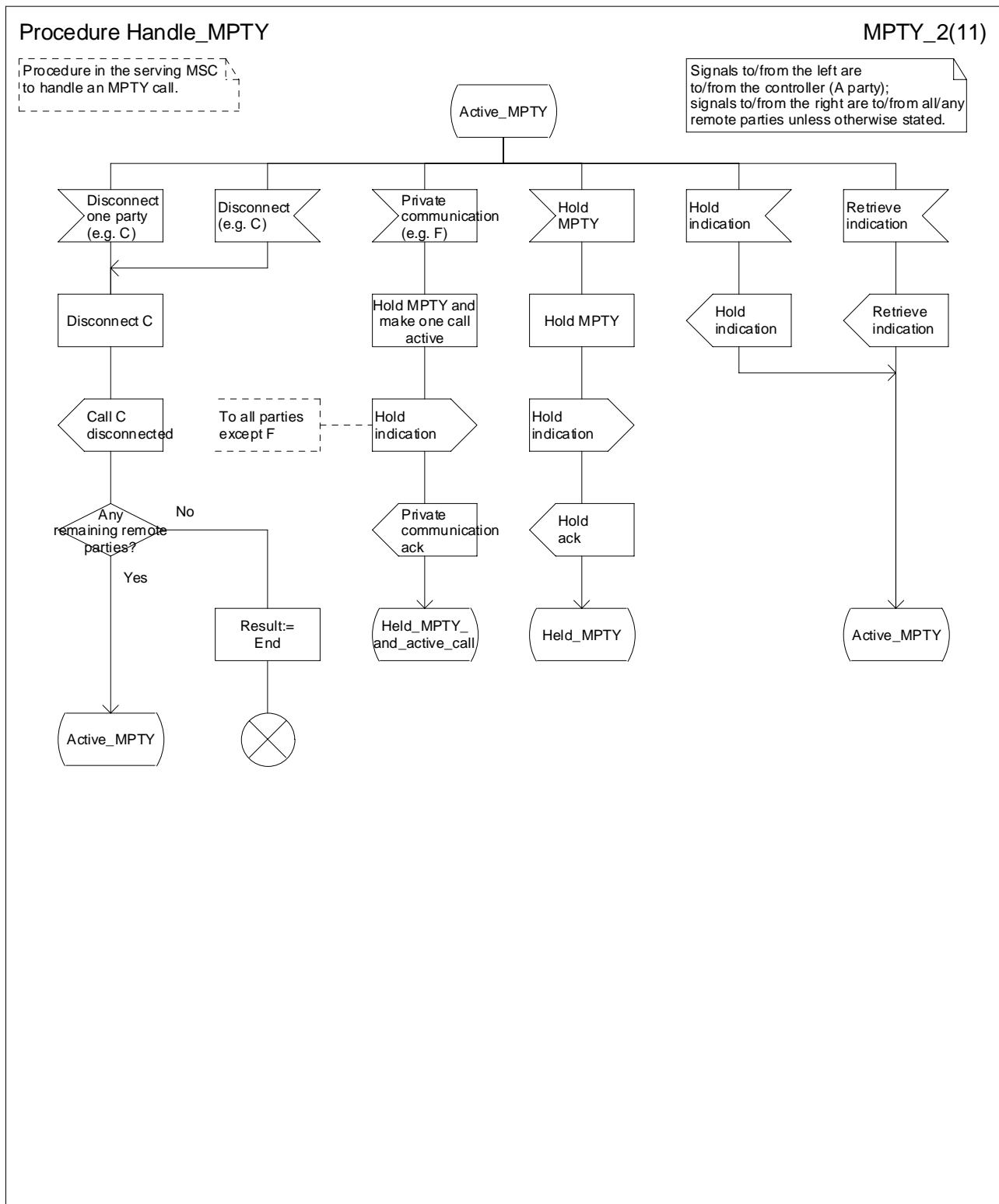
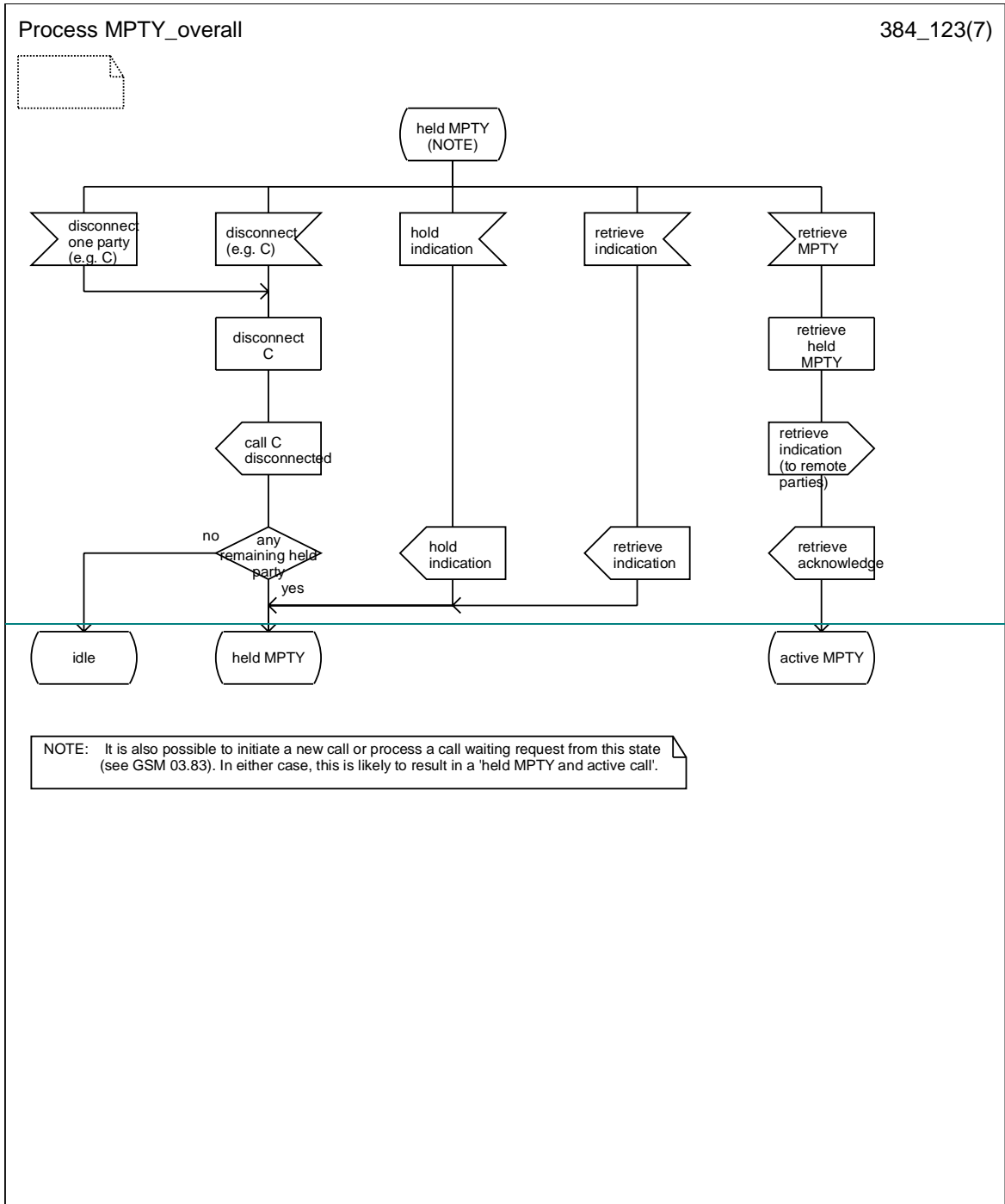
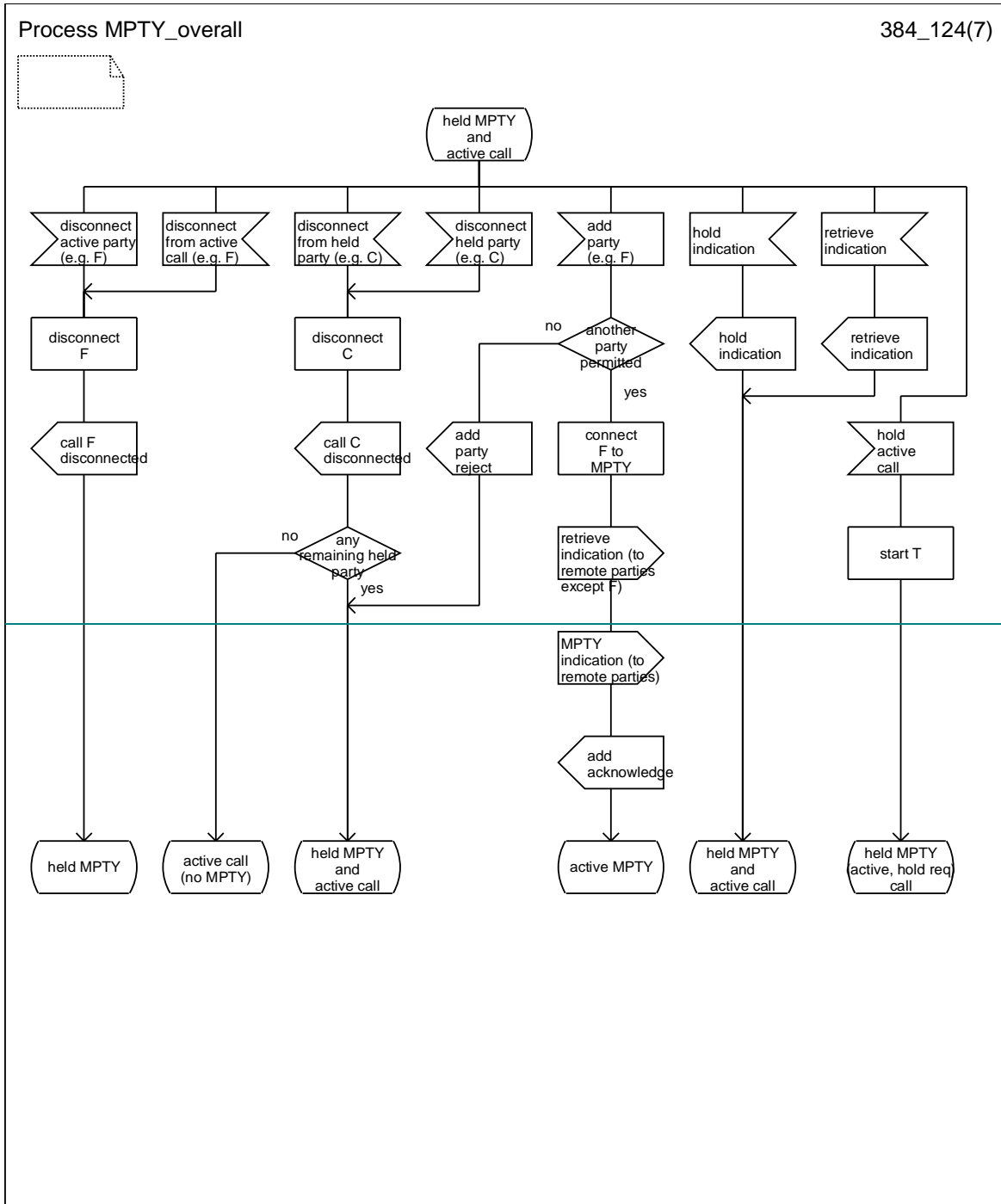


Figure 1.2 (sheet 2 of 117): Procedure Handle_MPTY Overall SDL diagram of Multi Party service





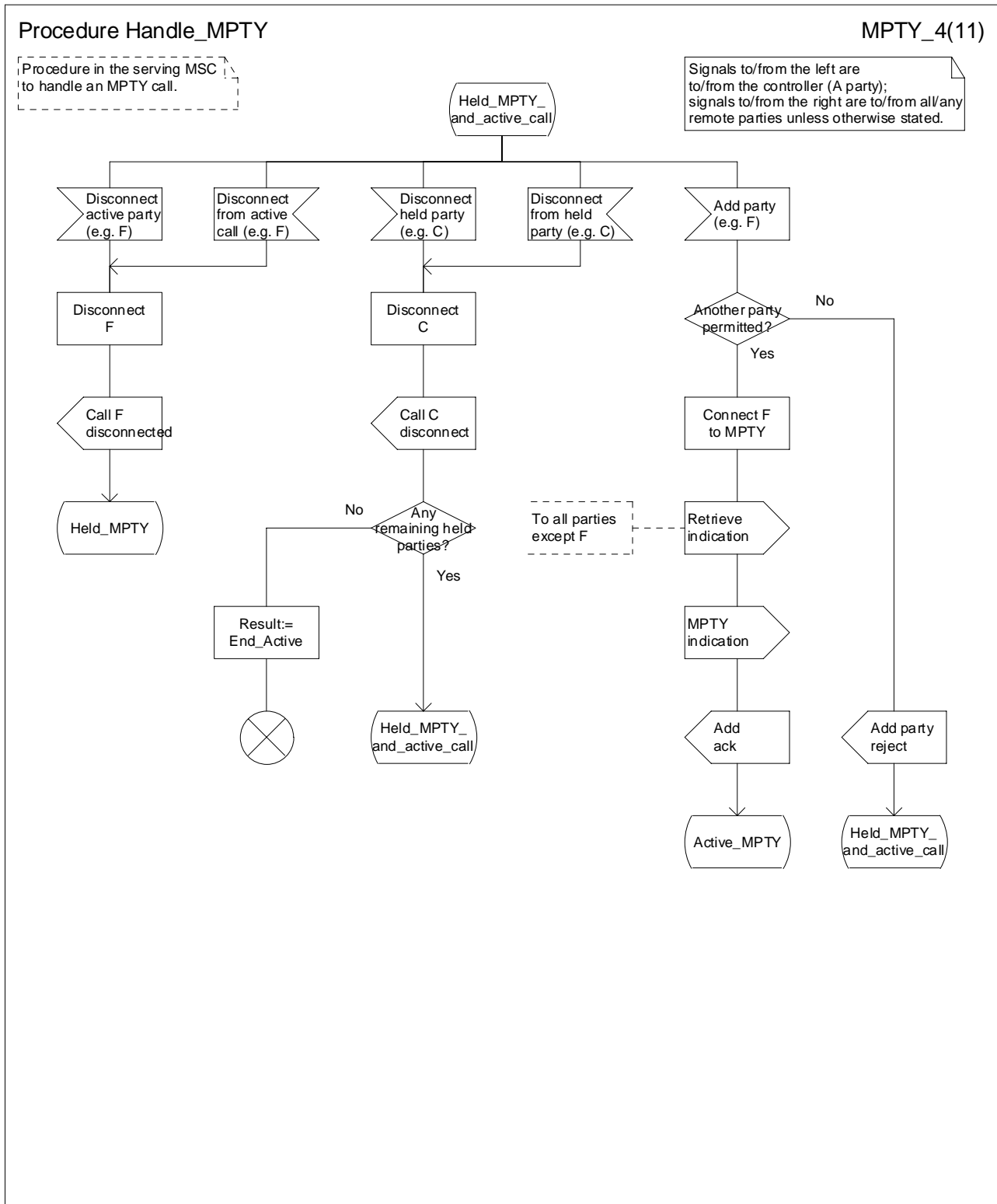
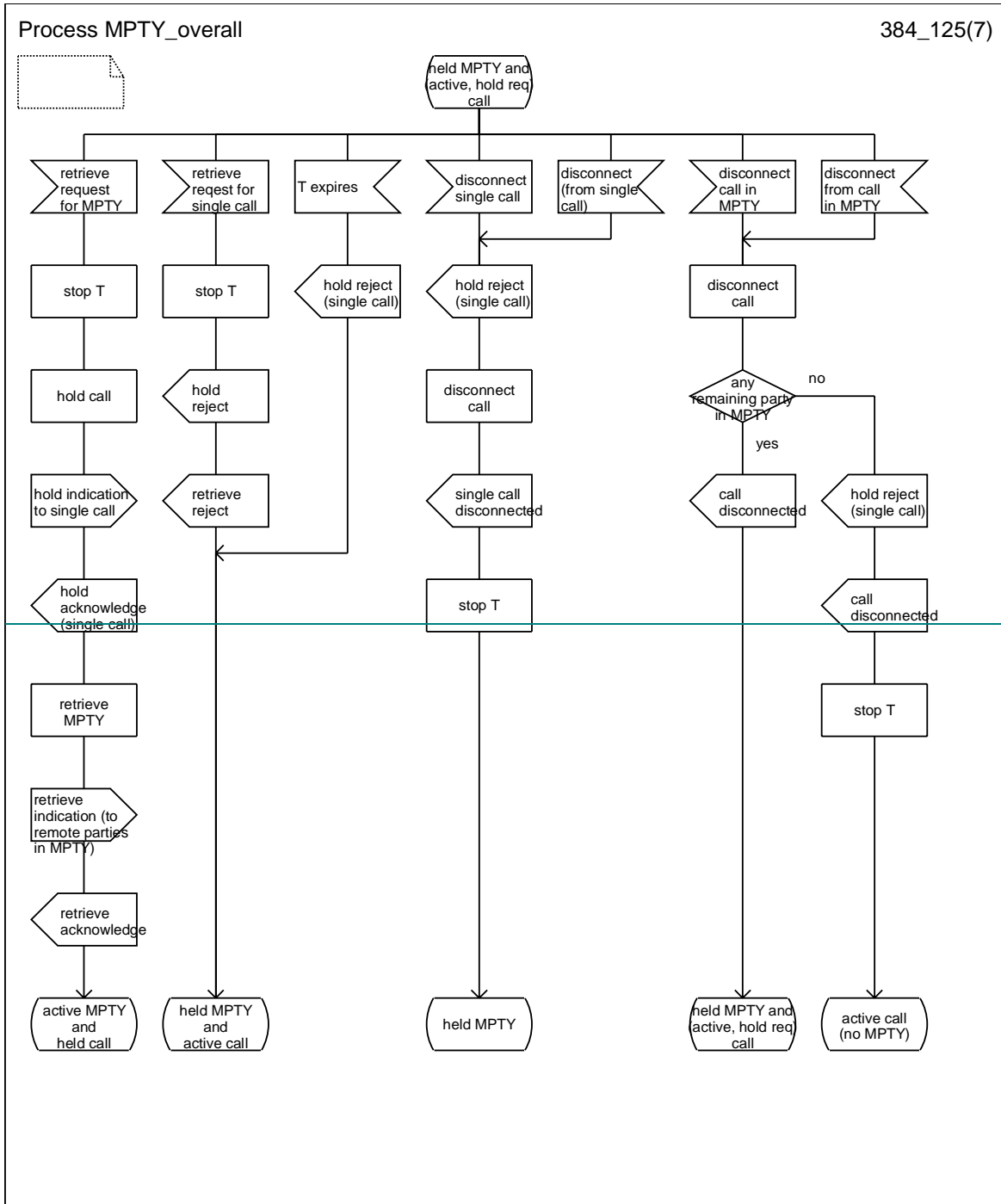


Figure 1.2 (sheet 4 of 117): Procedure Handle_MPTY Overall SDL diagram of Multi Party service



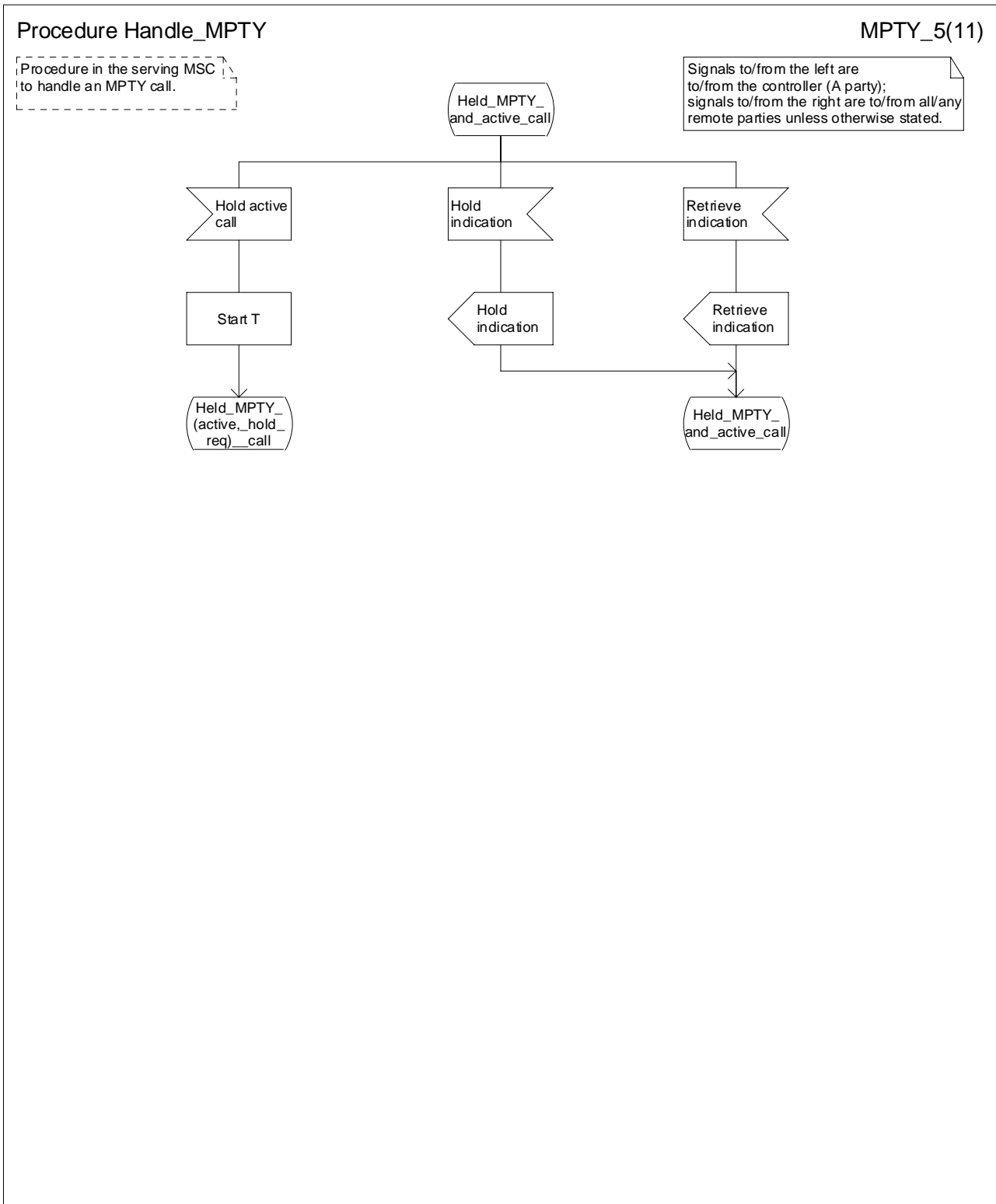
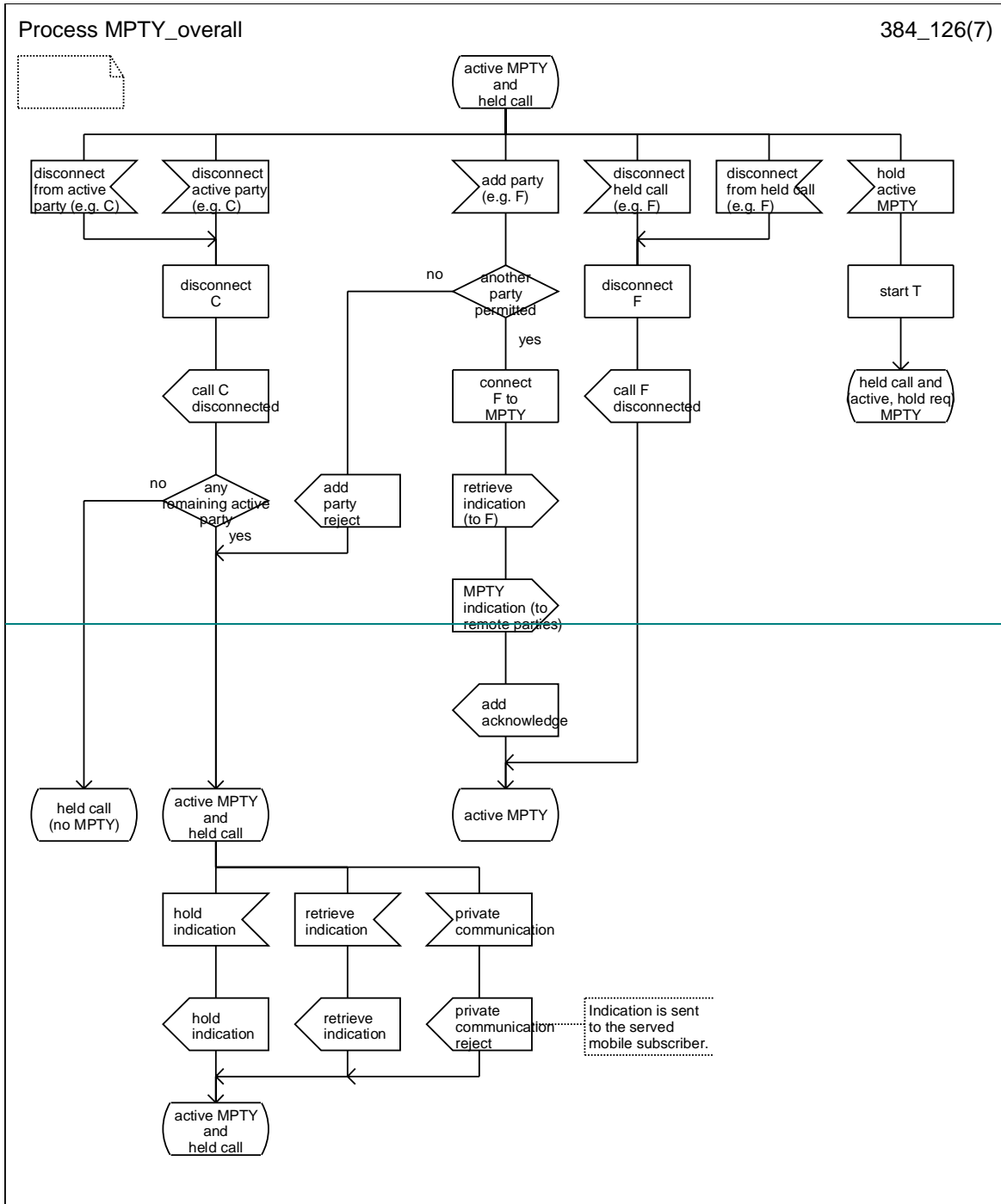


Figure 1.2 (sheet 5 of 117): Procedure Handle_MPTY Overall SDL diagram of Multi Party service



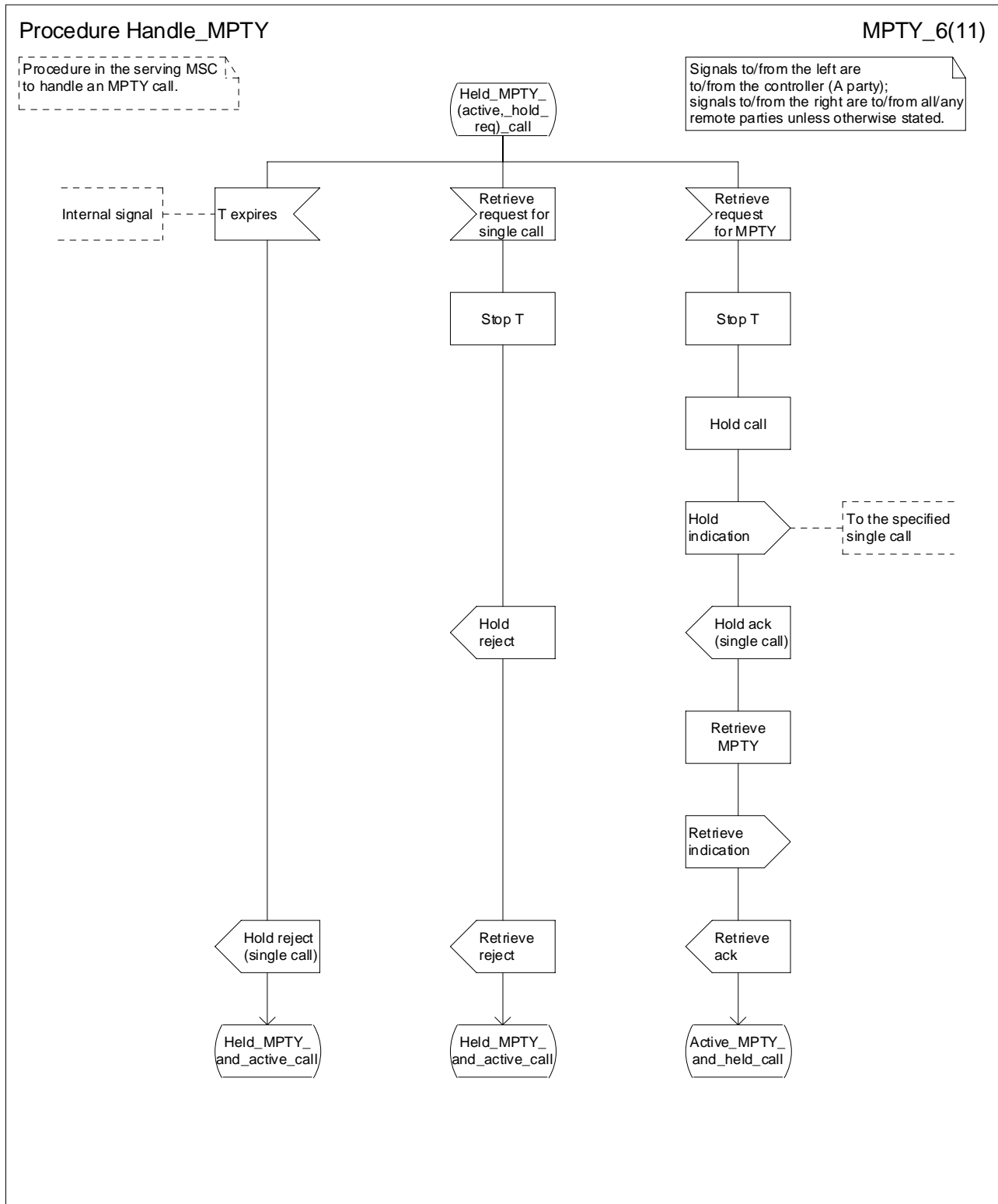
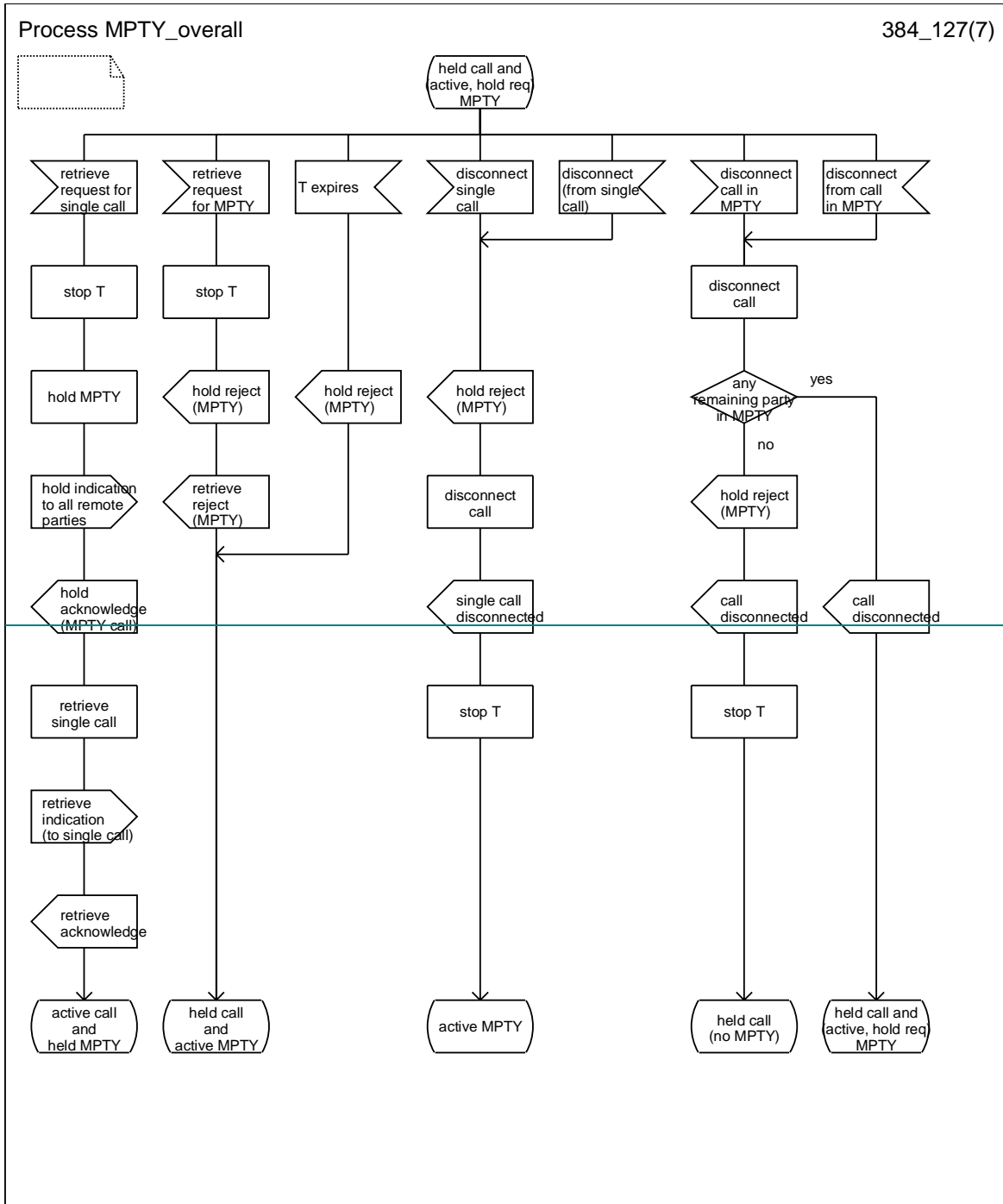


Figure 1.2 (sheet 6 of 117): Procedure Handle_MPTY Overall SDL diagram of Multi Party service



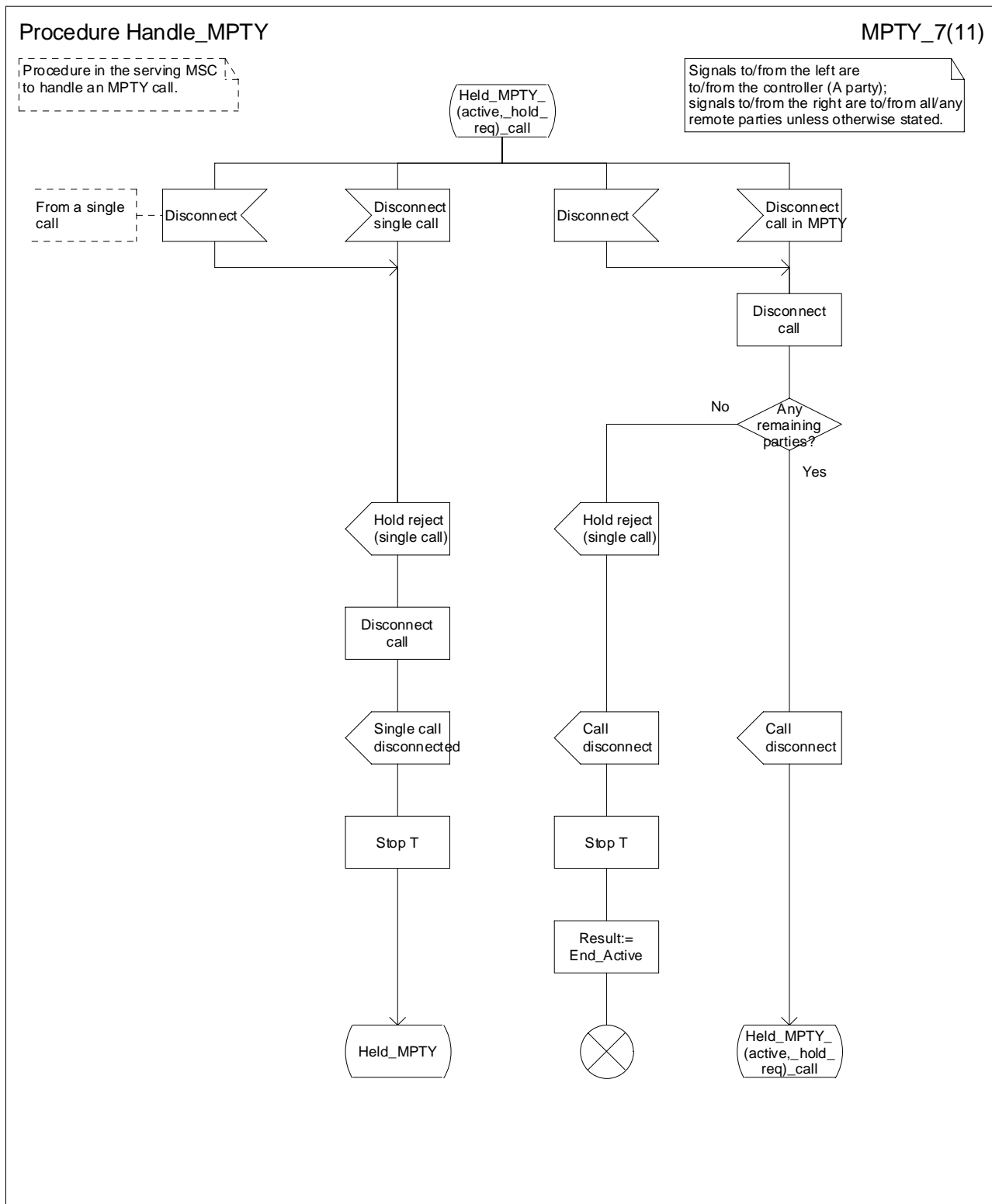


Figure 1.2 (sheet 7 of 117): Procedure Handle_MPTY Overall SDL diagram of Multi Party service

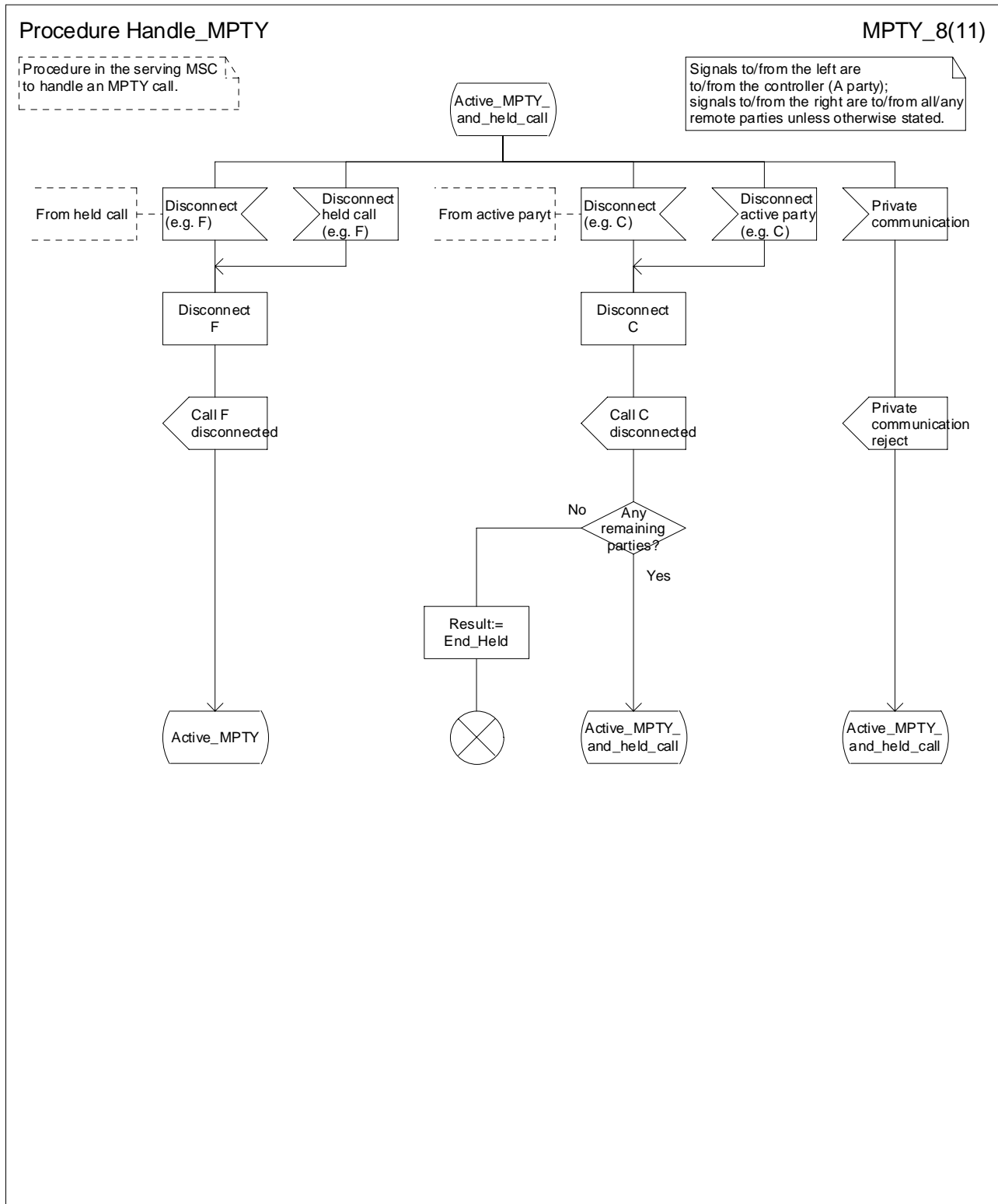


Figure 1.2 (sheet 8 of 11): Procedure Handle_MPTY

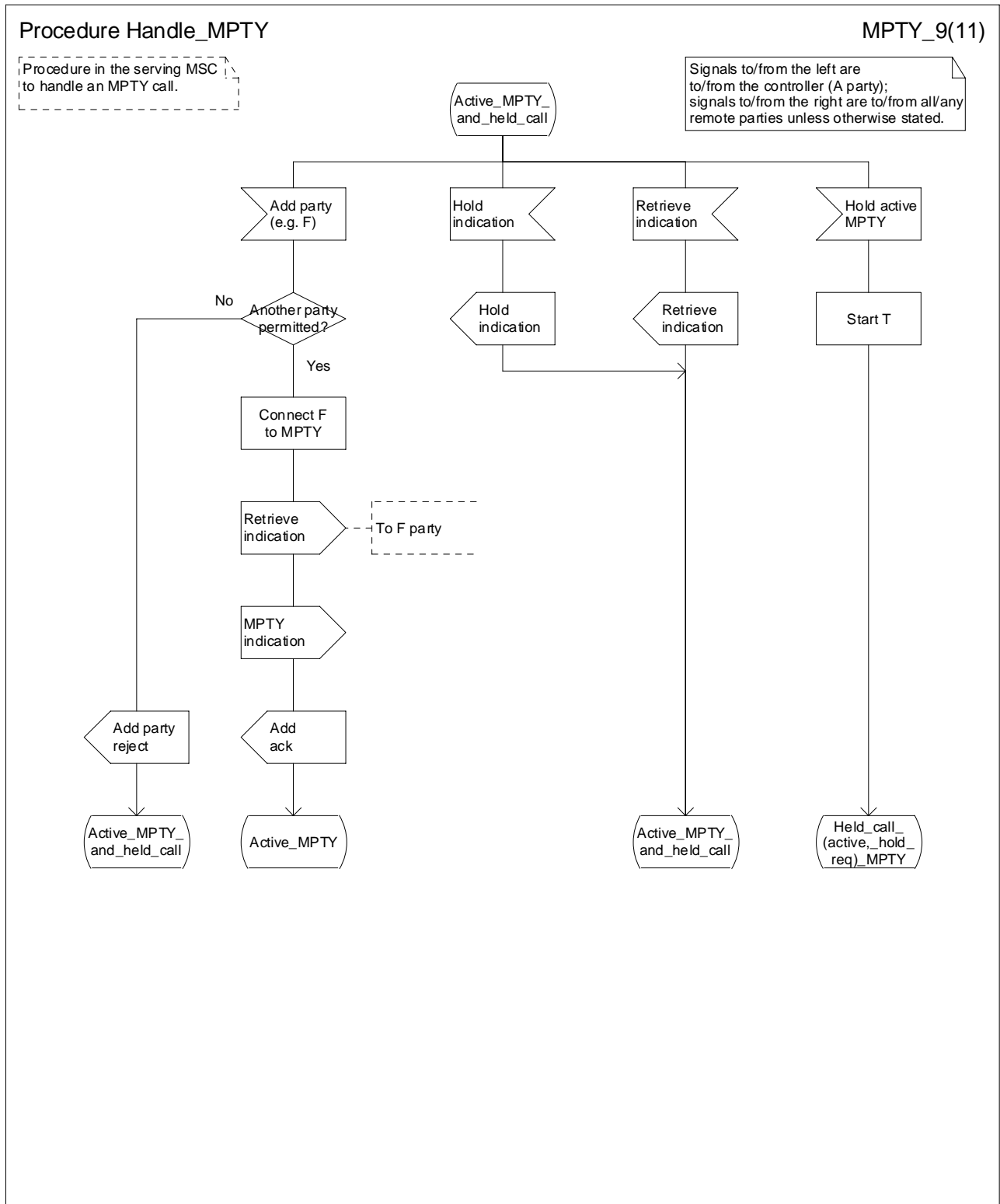


Figure 1.2 (sheet 9 of 11): Procedure Handle_MPTY

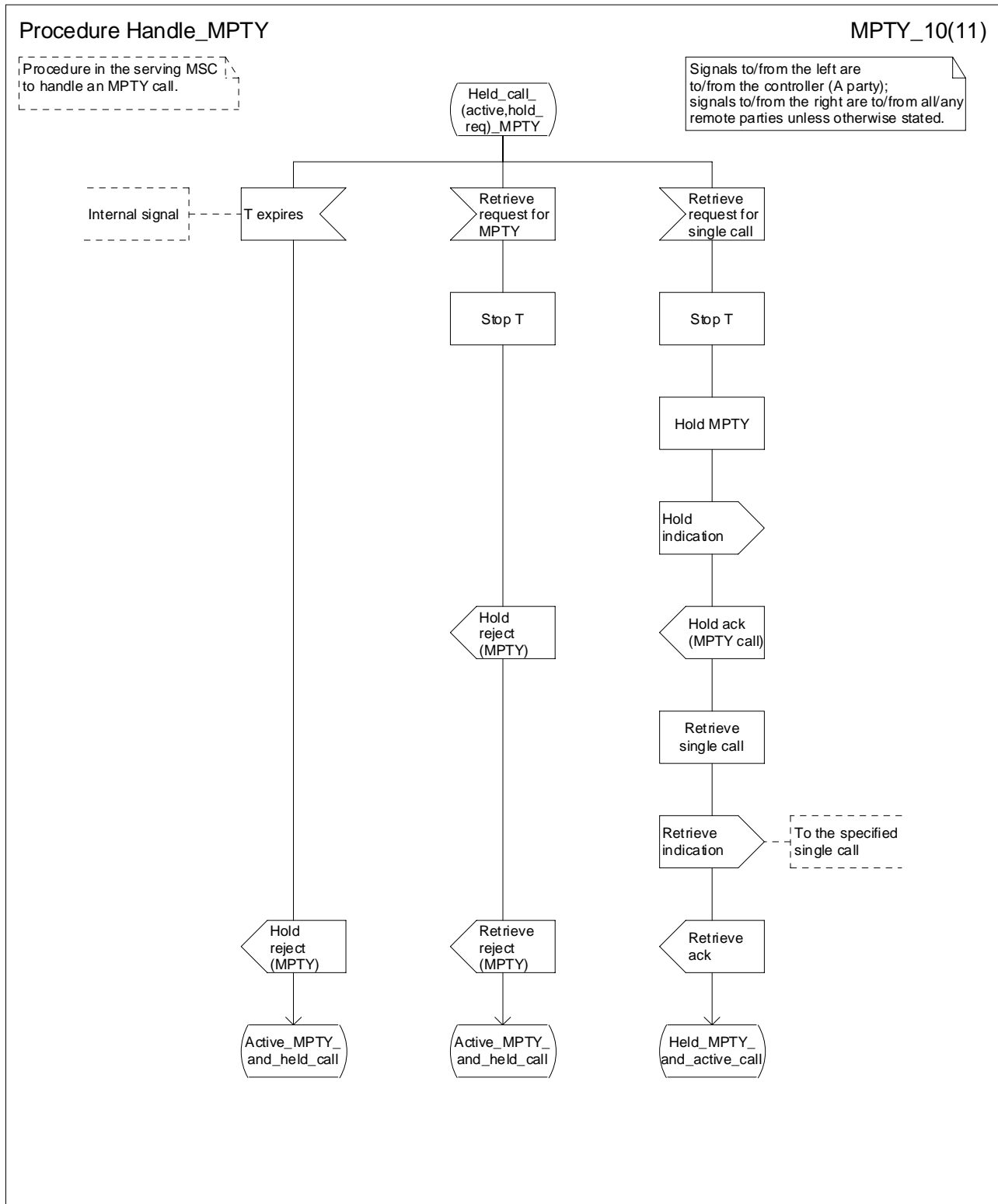


Figure 1.2 (sheet 10 of 11): Procedure Handle_MPTY

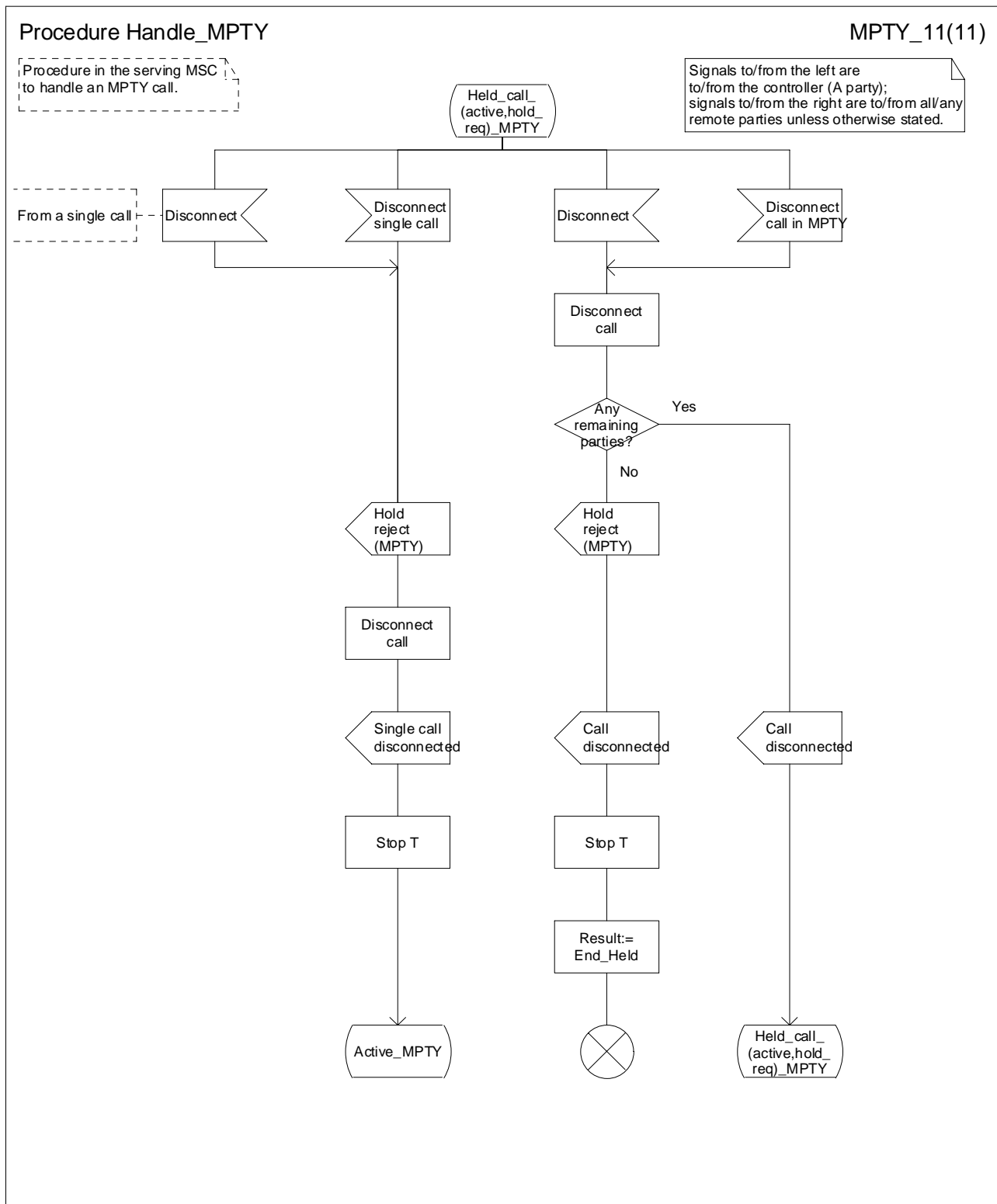


Figure 1.2 (sheet 11 of 11): Procedure Handle_MPTY

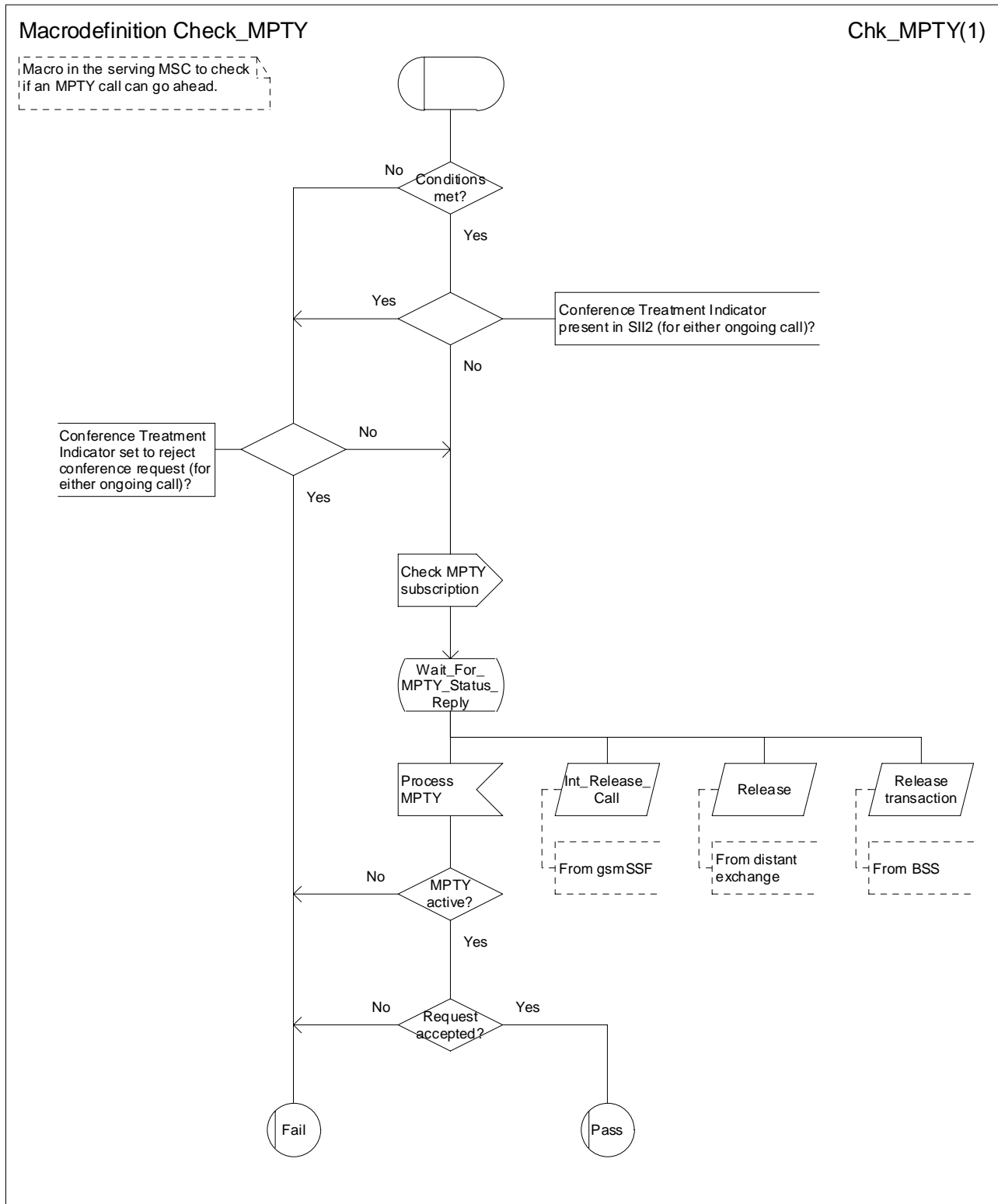


Figure 1.3: Macro Check_MPTY

CHANGE REQUEST

⌘ **23.091 CR 003** ⌘ rev **1** ⌘ Current version: **3.2.0** ⌘

For **HELP** on using this form, see bottom of this page or look at the pop-up text over the ⌘ symbols.

Proposed change affects: ⌘ (U)SIM ME/UE Radio Access Network Core Network

Title:	⌘ Enhancement of ECT SDLs and CAMEL functionality.		
Source:	⌘ CN4		
Work item code:	⌘ TEI	Date:	⌘ 4/12/00
Category:	⌘ C	Release:	⌘ REL-4
Use <u>one</u> of the following categories: F (essential correction) A (corresponds to a correction in an earlier release) B (Addition of feature), C (Functional modification of feature) D (Editorial modification) Detailed explanations of the above categories can be found in 3GPP TR 21.900.		Use <u>one</u> of the following releases: 2 (GSM Phase 2) R96 (Release 1996) R97 (Release 1997) R98 (Release 1998) R99 (Release 1999) REL-4 (Release 4) REL-5 (Release 5)	

Reason for change:	⌘ Upon integrating ECT into the Subs_FSM process in 3G TS 23.018, it is necessary to convert the original "overall" SDLs into a proper Procedure. Also, alignment with 23.078 (CAMEL) is needed.
Summary of change:	⌘ Changed the "overall SDLs" into a proper procedure, added CSI interactions (to align with 23.078) and updated references from GSM documents to 3GPP TSs. Some correcting of references and grammar have also been done.
Consequences if not approved:	⌘ This TS will be out of line with 23.078.

Clauses affected:	⌘ 2, 3.2, 4.1, 4.2.1, 4.2.2, 4.2.3, 4.4	
Other specs affected:	⌘ <input checked="" type="checkbox"/> Other core specifications <input type="checkbox"/> Test specifications <input type="checkbox"/> O&M Specifications	⌘ 23.018, 23.078
Other comments:	⌘	

****** First Modified Section ******

2 References

The following documents contain provisions which, through reference in this text, constitute provisions of the present document.

- References are either specific (identified by date of publication, edition number, version number, etc.) or non-specific.
- For a specific reference, subsequent revisions do not apply.
- For a non-specific reference, the latest version applies.
- A non-specific reference to an ETS shall also be taken to refer to later versions published as an EN with the same number.

- [1] [3GPP TR 21.905](#): "3G Vocabulary".
- [2] [3GPP TS 23.083](#): "Call Waiting (CW) and Call Hold (HOLD) supplementary services - Stage 2".
- [3] [3GPP TS 24.008](#): "Mobile ~~R~~Radio ~~I~~Interface ~~L~~ayer 3 specification; Core Network Protocols - Stage 3".
- [4] [T/S 22-21 \(version 9\)EN 300 368](#): "Integrated Services Digital network (ISDN); Explicit Call Transfer (ECT) supplementary service; Functional capabilities and information flows".
- [5] [DE/SPS 6001.22 \(version 9\)EN 300 356-14](#): "Integrated Services Digital network (ISDN); ~~Explicit Call Transfer (ECT) supplementary service~~; Signalling System No. 7; ~~Integrated services digital network User Part (ISUP) protocol~~ ISDN User Part (ISUP) version 3 for the international interface; Part 14: Explicit Call Transfer (ECT) supplementary service".
- [6] [3GPP TS 23.011](#): "Technical realization of Supplementary Services".
- [7] [3GPP TS 23.018](#): "Basic Call Handling".

****** Next Modified Section ******

3.2 Abbreviations

In addition to those below, abbreviations used in the present document are listed in [3GPP TR 21.905 \[1\]](#).

ECT:	Explicit Call Transfer supplementary service
LI:	Line Identity
NI:	Notification Indicator
Rdn:	Redirection number
RdnB:	Redirection number of the party B
RdnD:	Redirection number of the party D

***** Next Modified Section *****

4 Explicit Call Transfer (ECT)

4.1 Functions

The following function has been identified for the explicit call transfer service:

MAF027

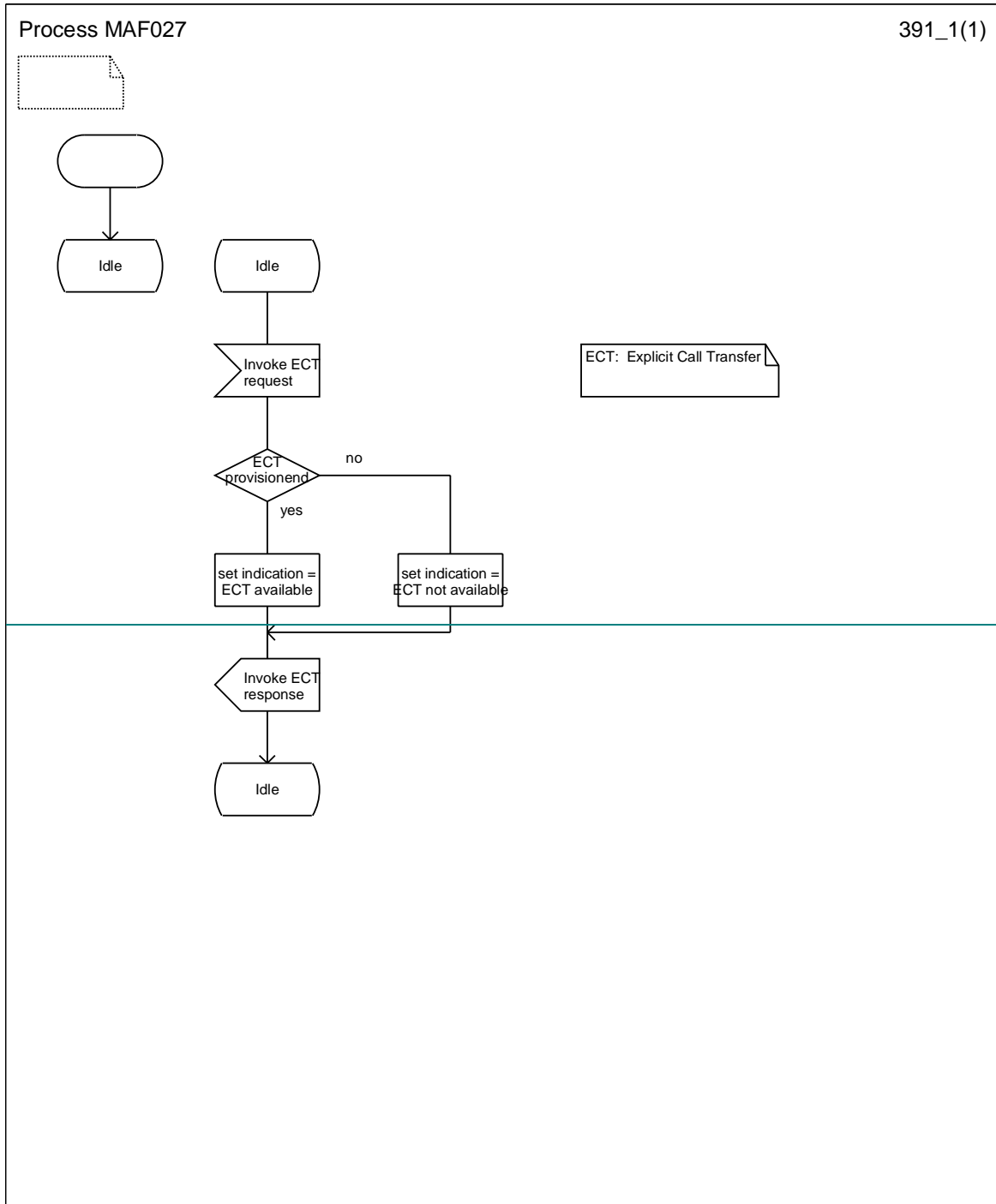
Explicit Call Transfer related authorizations examination

The ability of a PLMN component to determine the authorizations relating to explicit call transfer. See figure 1.

Location: VLR

~~Within the authorization examinations diagram, the messages shown to and from the left are to and from the MSC.~~

~~After receiving a "invoke ECT request" the VLR will check if the Explicit Call Transfer service is provisioned for the served subscriber. If the service is provisioned the VLR send back to the MSC "Explicit Call Transfer available". If the service is not provisioned the VLR will send back to the MSC "Explicit Call Transfer not available". When the response has been sent back to the MSC the process will return to the idle state.~~



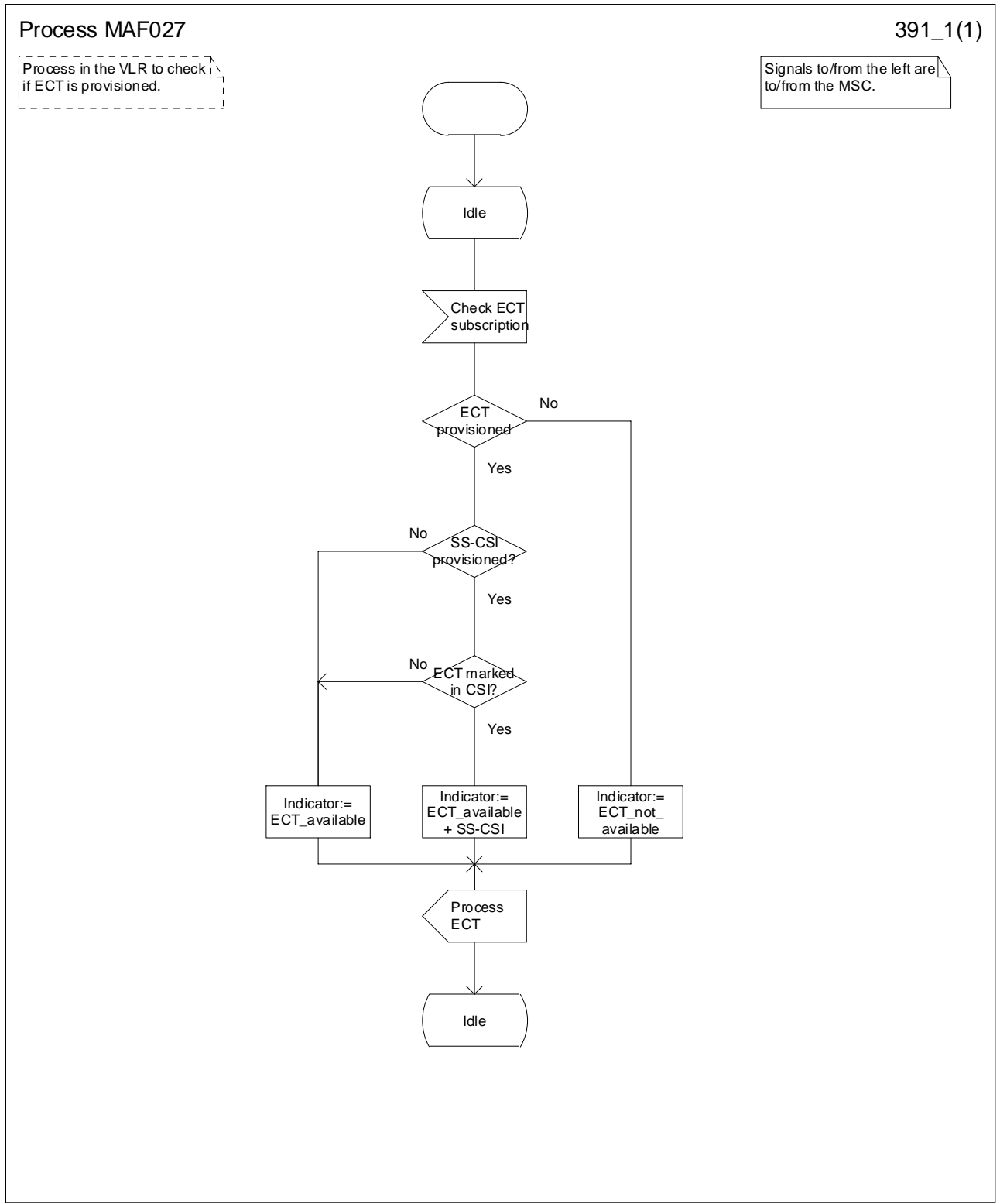


Figure 1: Explicit Call Transfer related authorizations examination (VLR)

*** Next Modified Section ***

4.2 Overall SDL diagrams and information flows

4.2.1 General description

~~The overall SDL diagrams represent the network as a whole. The overall SDL diagrams procedures Handle ECT Active and Handle ECT Alerting show the status-behaviour of the service as perceived by the served mobile subscriber; as well as the status as perceived and by any of the other parties involved in the transfer. Besides this, the overall SDL diagrams These procedures and the macro Check ECT show the actions to be taken by the network and the information provided by the network to the users.~~

~~Within the overall SDL diagrams, messages to and from the served mobile subscriber are indicated to and from the left, whereas messages to and from remote parties are indicated to and from the right.~~

The following states for the invocation of the ECT supplementary service are defined:

- a) First Call (Active, Held), Second Call (Active, Idle);
- ~~b) Second Call (Active, Held), First Call (Active, Idle);~~
- ~~eb) First Call (Active, Held), Second Call (Call Delivered, Idle).~~

~~These two dimensional states are also used in the SDLs and information flows:~~

- ~~— the first dimension is a normal basic call state "active" or "call delivered";~~
- ~~— the second dimension is "held" meaning that the call is set on hold.~~

NOTE: The call state "call delivered" means that an ALERTING message has been ~~sent to-received in~~ the MS, but no ANSWER-~~MESSAGE~~ Message (ANM) ~~is~~ has been received.

In the information flows it is assumed that the served subscriber is a mobile subscriber and that the other parties are mobile or fixed subscribers.

Party A is the subscriber controlling the Explicit Call Transfer Call (served mobile subscriber). Party B is the first remote party called. Party C is the second remote party called.

The served party is disconnected by the generic disconnect/release procedure after a successful transfer request. The connection of the remote party ~~iesy-calls~~ in a new call (transferred call) is located in the served subscriber's MSC.

The ~~first figures of the~~ information flows in (figures 4 and 7) show the unsuccessful case ~~of the transfer request (i.e. the~~ check in the VLR or in the MSC fails).

The information flows in second figures (figures 5 and 8) show the successful case ~~of the transfer request.~~

4.2.2 ECT (both calls answered)

~~After receipt of a ECT request from the served subscriber, the MSC/VLR will check if the Explicit Call Transfer supplementary service is provisioned for the served subscriber (see also MAF027).~~

~~If the ECT Supplementary Service is provisioned, then the MSC/VLR will check if the transfer is barred by virtue of call states or supplementary service interactions (see also figure 3 and subclause 4.3).~~

~~If there are no such barring causes then the MSC/VLR also checks if CUG restrictions are infringed (see also figure 3 and subclause 4.3).~~

~~If the outcome of these checks are successful and the loop prevention option is supported, an endless loop prevention check shall be performed according to T/S 22-21 (version 9) and DE/SPS6001.22 (version 9).~~

~~If the result of this check is also successful the both calls shall be connected in the MSC (without including the served subscriber in this connection), the held party will be retrieved and both remote parties will be notified that call transfer was done.~~

~~With this notification the both subscribers will be informed about the state of the other remote party in which call transfer was done ("call transferred, active") and if possible about the identity (Redirection number) of each other (for details see also subclause 4.3).~~

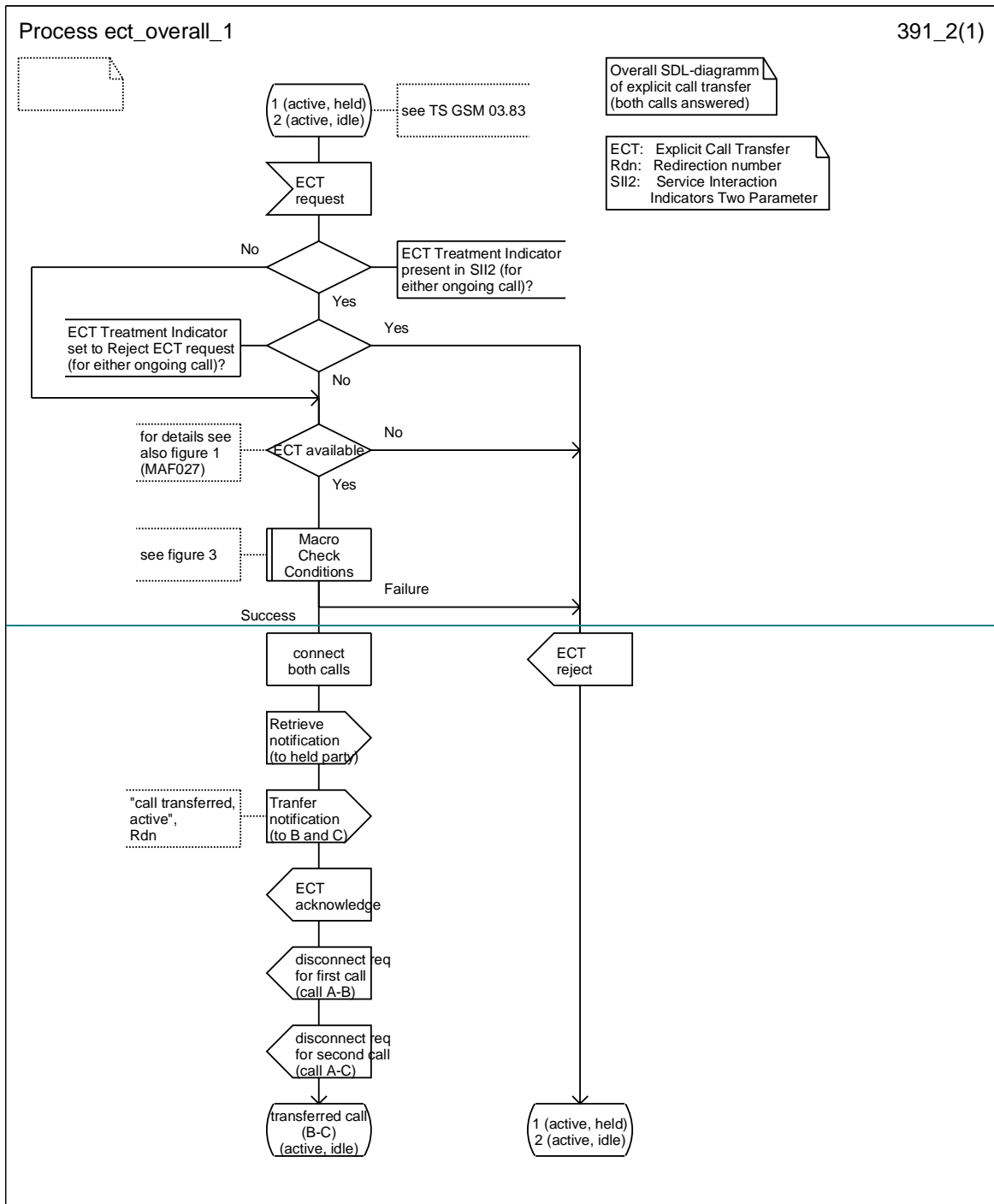
~~After that the served mobile subscriber will be disconnected from both calls.~~

~~If the checks fail the ECT request will be rejected and the two calls remain in the call states in which they were before ECT was attempted.~~

The ~~overall~~ SDL for the procedure Handle ECT Active (Explicit Call Transfer - ~~(both calls are~~ have been answered) is shown in figure 2.

The checks ~~if of whether~~ Explicit Call Transfer is barred or not are shown in figure 3.

The corresponding information flows are given in figure 4 and figure 5.



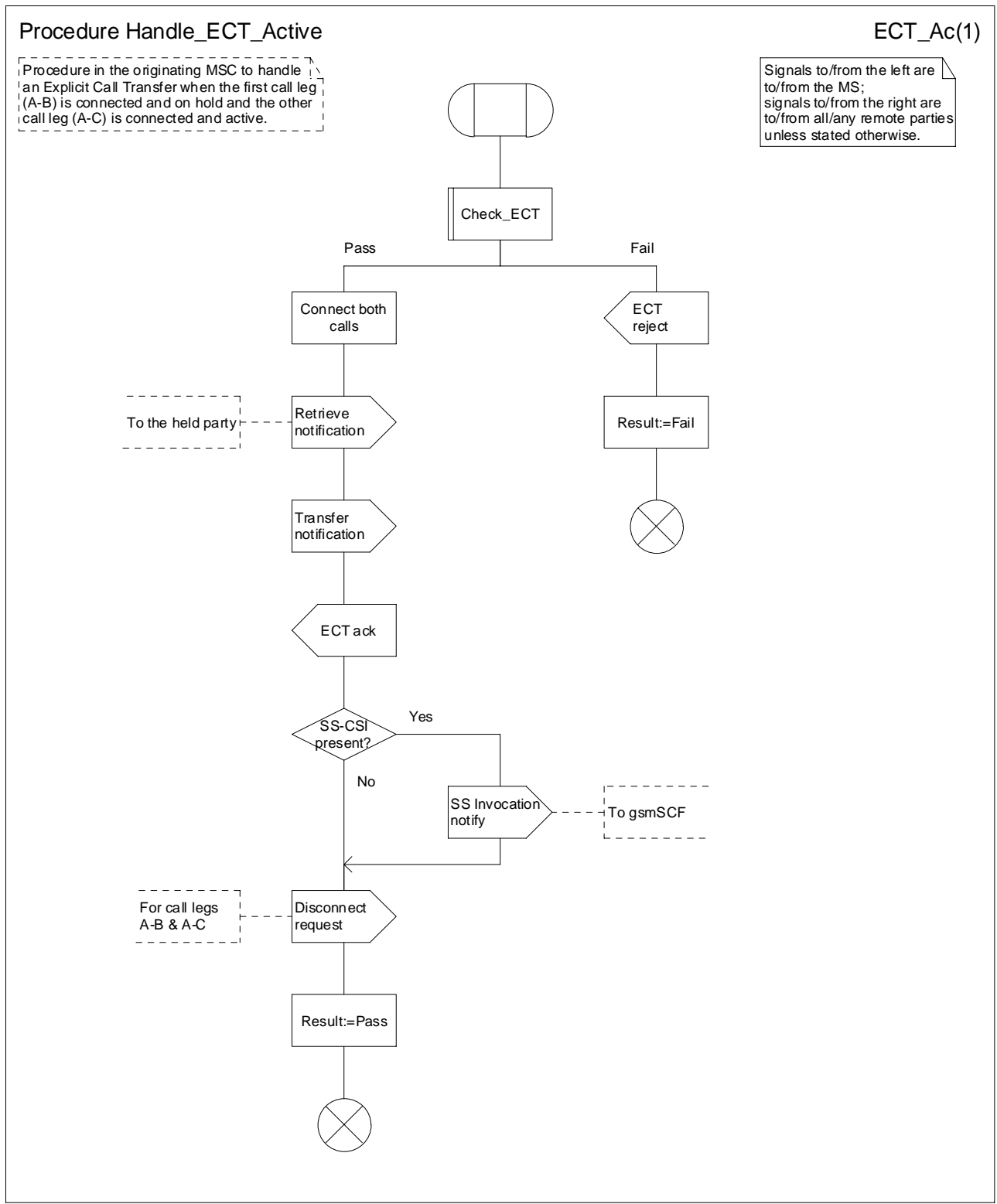
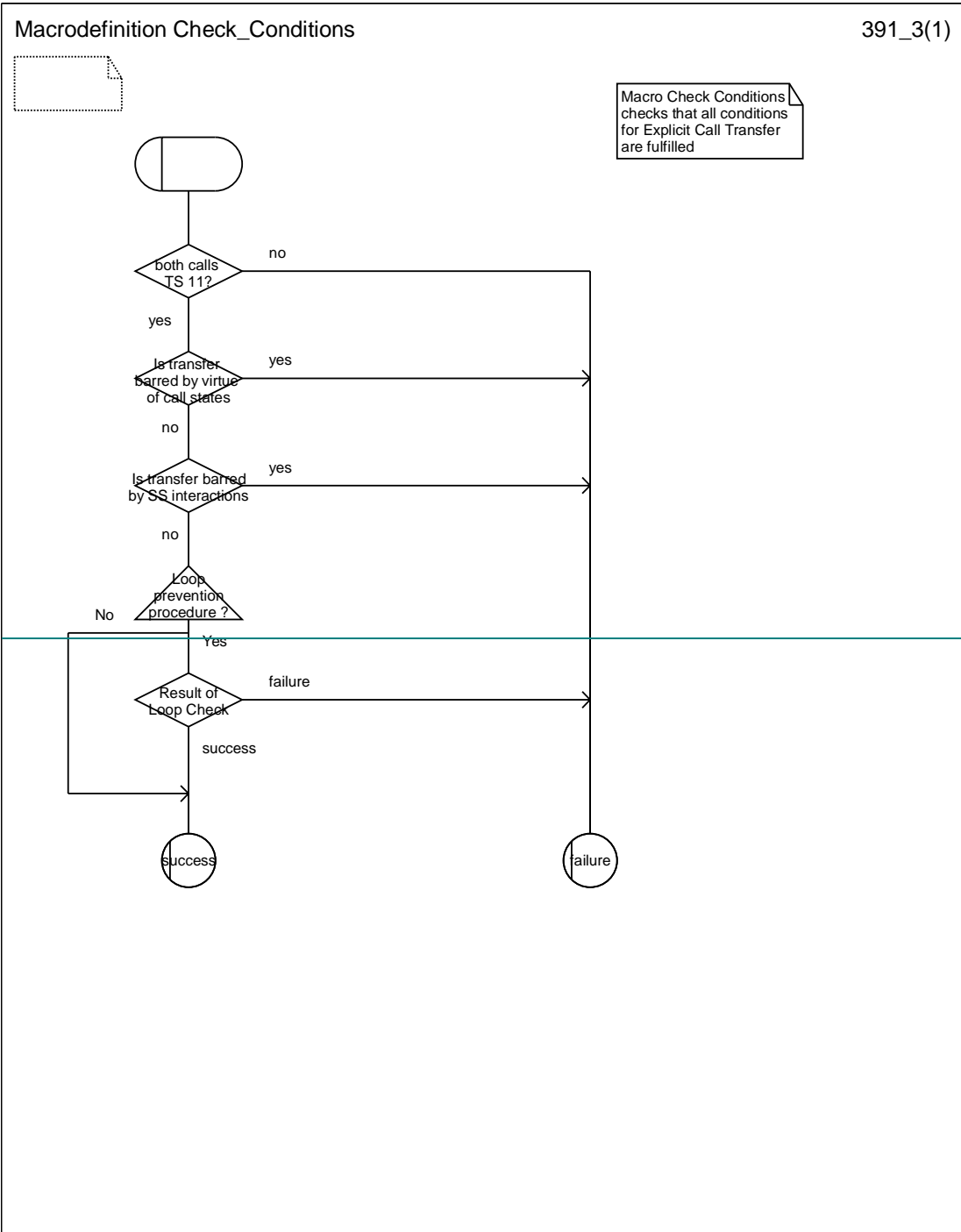


Figure 2: Procedure Handle_ECT_Active Overall SDL-diagram of Explicit Call Transfer (both calls answered)



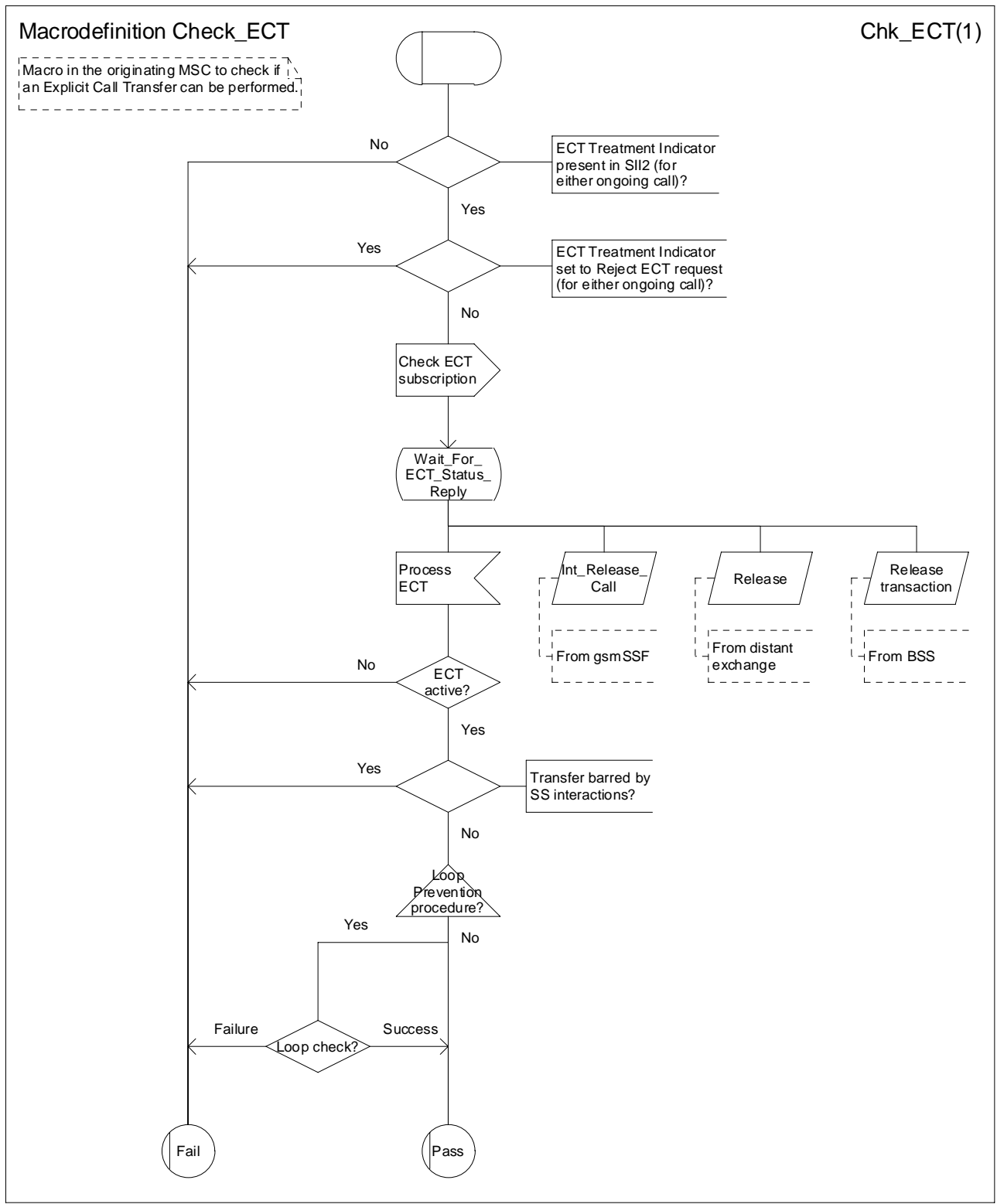


Figure 3: Macro Check_ECT-Conditions

***** Next Modified Section *****

4.2.3 ECT (one call answered, the other alerting)

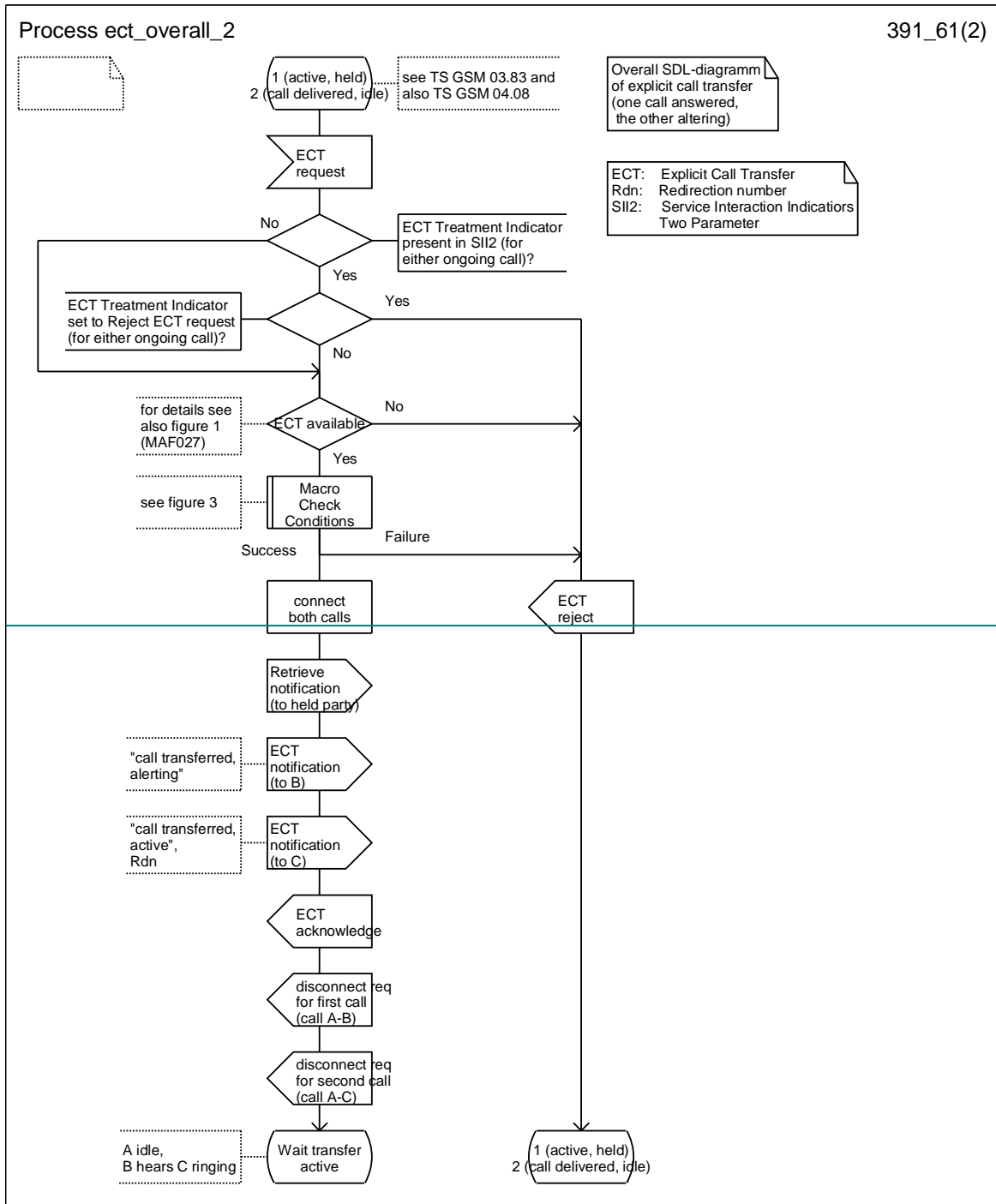
~~In this case, generally the same procedures will apply as in the other case (both calls answered). The same checks shall be performed and if all checks are fulfilled both calls shall be connected together (without including the served subscriber in this connection). After the connection of the both calls, both subscriber (B and C) will be notified about the call transfer invocation in the same way as in the case where the two calls are answered.~~

~~The transfer notification to the subscriber B will include the information that the transfer was done in the alerting state of subscriber C ("call transferred, alerting"). After receipt of the answer message from subscriber C, the subscriber B will be notified again, indicating that answer has taken place subsequent to the alerting transfer ("call transferred, active").~~

The ~~overall~~SDL for the procedure Handle ECT Alerting (Explicit Call Transfer_ (one call answered, the other alerting) is shown in figure 6.

The checks of whether Explicit Call Transfer is barred or not are shown in figure 3.

The corresponding information flows are given in figure 7 and figure 8.



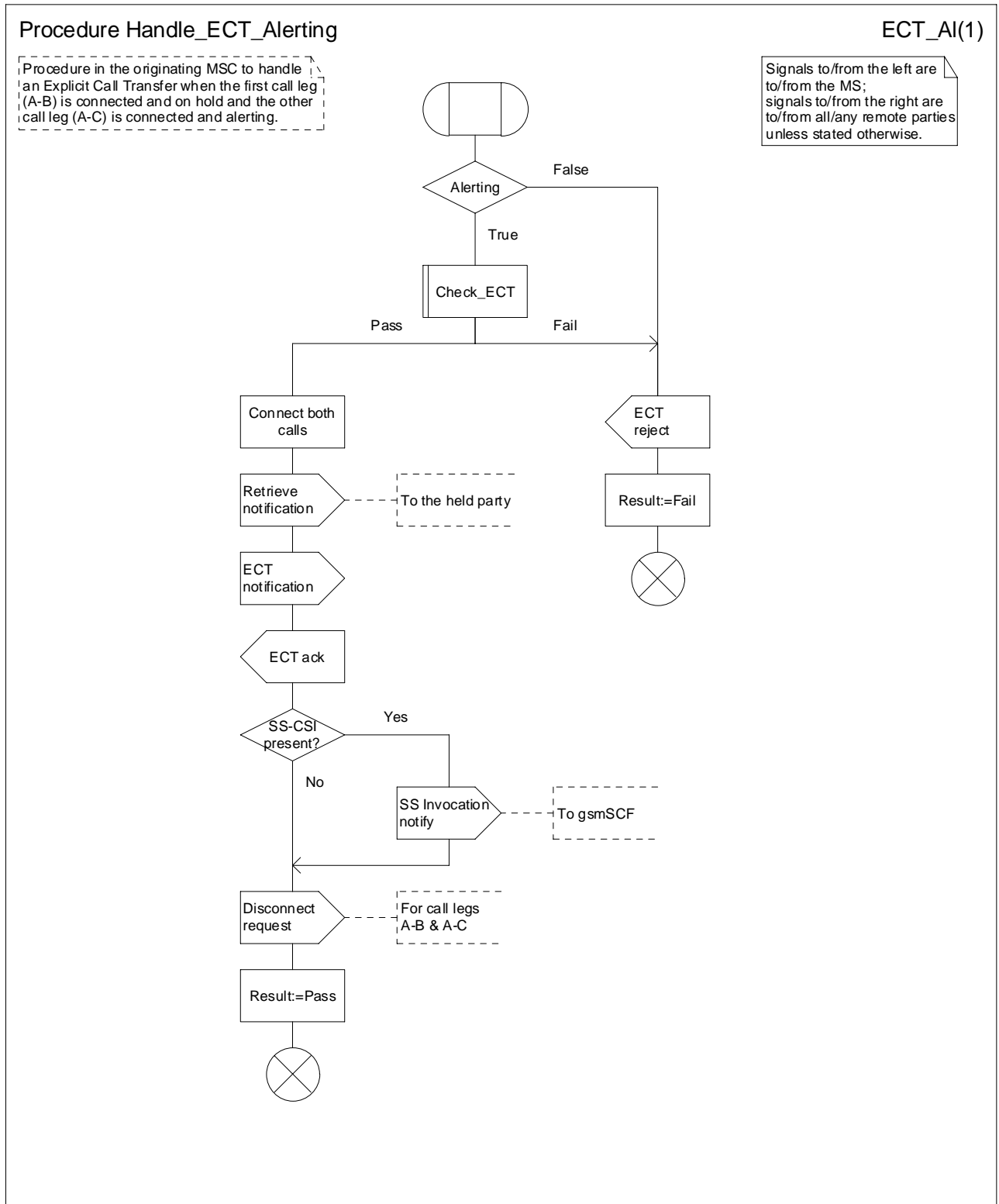


Figure 6: Procedure Handle ECT Alerting Overall SDL-diagram of explicit call transfer (one call answered, the other alerting) (page 1 of 21)

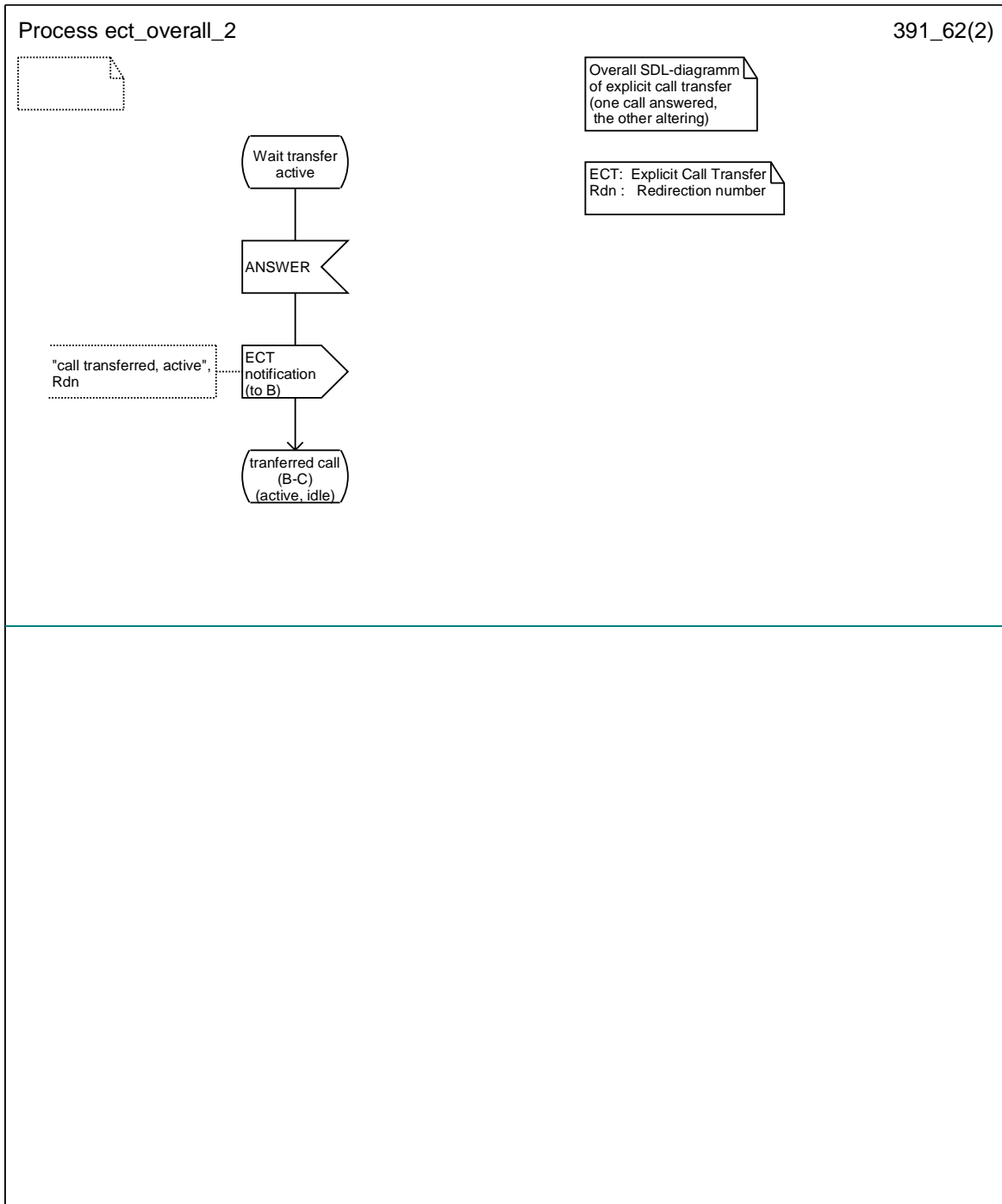


Figure 6: Overall SDL-diagram of explicit call transfer (one call answered, the other alerting) (page 2 of 2)

****** Next Modified Section ******

4.4 Information stored in the HLR

The following logical states are applicable for the Explicit Call Transfer service (refer to ~~GSM-03-11~~ [3GPP TS 23.011 \[6\]](#) for an explanation of the notation):

<u>Provisioning State</u>	<u>Registration State</u>	<u>Activation State</u>	<u>HLR Induction State</u>
(Not Provisioned,	Not Applicable,	Not Active,	Not Induced)
(Provisioned,	Not Applicable,	Active and Operative,	Not Induced)

The HLR shall store the logical state of the Explicit Call Transfer service (which shall be one of the valid states listed above) on a per subscriber basis.