

**3GPP/OP#13 Meeting
Cancun, Mexico
22 April 2005**

3GPP/OP#13(05)06

31 March 2005
page 1 of 25

Source: FFG Chairman
Title: Status Report for Year 2004
Agenda item: 6.2

Document for:

Decision	
Discussion	X
Information	

This report provides detailed information on 3GPP income and expenditure for Year 2004 and is based on figures available at 22 February 2005. These figures are believed to be stable but are still subject to the ETSI external auditing process.

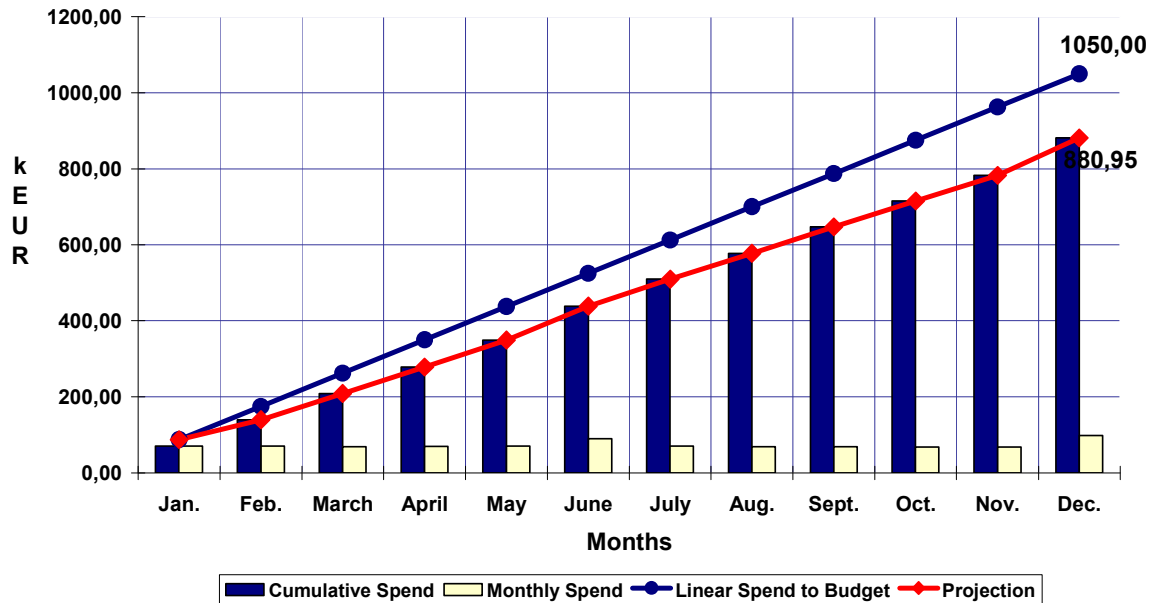
Table of Contents

1	Year 2004 MCC Expenditure.....	3
1.1	MCC Staff Expenditure (Officers and Assistants)	3
1.1.1	Additional Staff 3	
1.2	MCC Contracted Support Experts Expenditure.....	4
1.2.1	MCC Contracted Support Experts Expenditure including non remunerated experts	4
1.2.2	MCC Contracted Support Experts Expenditure excluding non remunerated experts	6
1.2.3	MCC Contracted Experts Expenditure Detailed Breakdown by Activity.....	8
1.3	MCC Travel and Subsistence.....	18
2	Year 2004 Expenditure for 3GPP Task Forces	19
2.1	MCC Task Force 160 - 3GPP ATs and PIXIT for UE R99	19
2.2	MCC Task Force 272 - Test GERAN / UTRAN	20
3	MCC Subcontracts	21
3.1	S23 AMR Narrow-Band and the AMR Wide-Band packed switched conversation test	21
3.2	S21 Default Codec Evaluation for Speech Enabled Services	21
	Contact Person	21
3.3	S24 Audio Codec.....	22
3.4	Sub-contracts S26 on Phase 2 of Packed Switched Conversation Tests.....	22
4	Contingency.....	22
	32,50 KEUR 22	
5	Year 2004 Partner Contributions	23
5.1	ARIB (20 Members).....	23
5.2	CCSA (6 Members)	23
5.3	ETSI (141 Members).....	23
5.4	ATIS (14 Members).....	23
5.5	TTA (8 Members)	24
5.6	TTC (7 Members).....	24
5.7	Total income expected from Partners	24
6	Invoices and credit notes issued 2004	24
7	Payments received in year 2004 from 3GPP Partners.....	25

1 Year 2004 MCC Expenditure

1.1 MCC Staff Expenditure (Officers and Assistants)

MCC Staff Expenditure 2004 (Budget = 1050 kEUR)



This budget line is for those permanently employed ETSI Secretariat Staff employed within the Mobile Competence Centre. The staff complement during 2004 was 4 Support Officers, 4 Assistants, and 0,5 Department Head as follows:

David BOSWARTHICK, John MEREDITH, Maurice POPE, Adrian ZOICAS, Karen HUGHES, Susanna KOOISTRA, Florence RAVOIRE, Emmanuelle WURFFEL, Adrian SCRASE (0,5)

It can be seen that expenditure for the year is well below the budget that was set. The reason for this underspend is that after the budget was set for 2004 the staff complement was reduced by one Assistant and 0,5 Department Head. These reductions reflect the maturity of the Project Support activity and the desire to reduce the overall 3GPP budget.

The year end expenditure for this budget line is **880,95 kEUR** against a budget of **1050 kEUR**. (It should be noted that this figure includes staff expenditure for all MCC activities including those not directly related to 3GPP).

1.1.1 Additional Staff

An additional budget line was included in the 2004 budget entitled "Additional Staff" to represent the full time employment of Shicheng Hu for the management of TTCN development within MCC. (Shicheng Hu is part of another ETSI Secretariat Department but currently works full time on MCC matters). A budget of **150kEUR** was set for this item and expenditure for the year was **150 kEUR**.

1.2 MCC Contracted Support Experts Expenditure

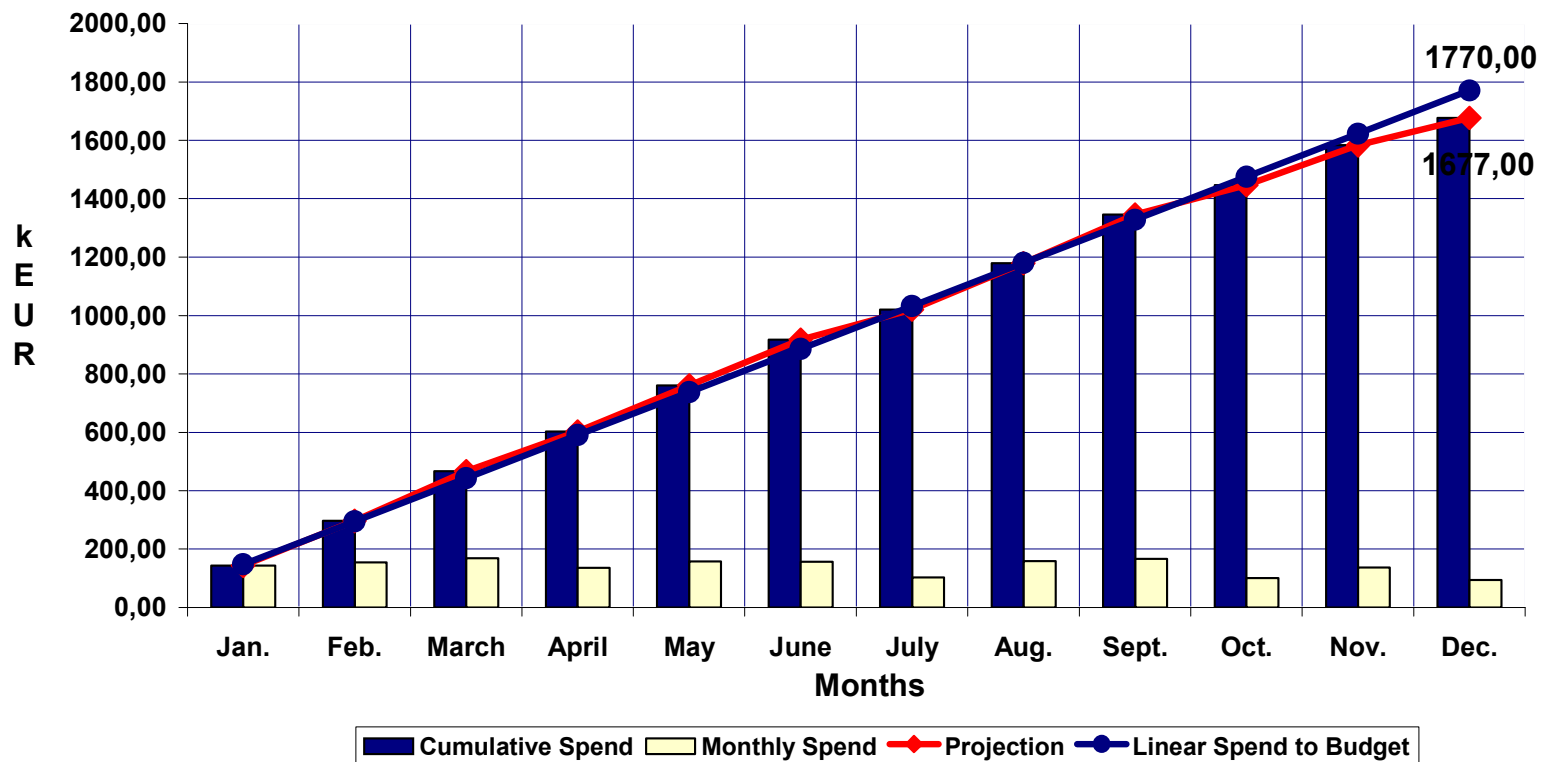
1.2.1 MCC Contracted Support Experts Expenditure including non remunerated experts

The table and chart given below show the expenditure incurred for MCC Support Experts, including the value of those experts which are provided on a non-remunerated basis. In each case, the number of days worked by each expert can be seen and the total value of that work given.

It can be seen that the total value of the days worked by MCC contracted experts (including non remunerated experts) in 2005 is **1677 kEUR**.

MCC	Jan.	Feb.	March	April	May	June	July	August	Sept.	Oct.	Nov.	Dec.	Total days	Total kEUR
Arzelier	20,00	21,00	23,00	11,50	27,00	27,00	2,00	22,00	19,00	10,50	16,00	18,00	217,00	
Caldenhoven	14,00	22,00	24,00	14,00	22,00	19,00	8,00	23,00	23,00	15,50	22,00	13,50	220,00	
Clayton	21,50	20,00	14,25	21,50	20,00	25,00	15,50	17,00	17,00	17,00	17,00	12,75	218,50	
Gutierrez	13,00	19,00	20,50	16,50	21,00	20,00	16,00	13,50	22,00	18,00	20,50	13,00	213,00	
Han	0,00	0,00	0,00	0,00	0,00	0,00	0,00	0,00	0,00	0,00	19,00	16,50	35,50	
Ishii	0,00	0,00	0,00	0,00	0,00	18,00	21,00	21,00	22,00	11,00	17,00	16,00	126,00	
Jorgensen	21,00	20,00	23,00	8,00	17,00	12,00	0,00	0,00	0,00	0,00	0,00	0,00	101,00	
Jurisic	19,00	25,00	22,00	21,50	22,00	21,00	12,00	24,00	22,00	11,00	18,00	2,50	220,00	
Krause	15,00	0,00	0,00	0,00	0,00	0,00	0,00	0,00	0,00	0,00	0,00	0,00	15,00	
Kymalainen	14,50	16,00	20,50	20,00	19,00	5,00	11,00	25,00	26,00	16,00	22,50	13,00	208,50	
Rodermund	10,00	19,50	22,00	16,50	12,50	15,50	7,00	20,00	21,50	10,50	21,00	25,00	201,00	
Sasaki	15,00	15,00	21,00	20,00	19,00	17,00	21,00	22,00	21,00	0,00	0,00	0,00	171,00	
Sultan	21,00	22,00	23,00	17,50	22,00	20,00	22,50	15,50	22,00	17,50	17,00	5,00	225,00	
Thomasen	21,00	22,00	23,00	22,00	21,00	23,00	12,00	19,00	17,00	14,00	17,00	9,00	220,00	
Usäi	15,00	20,00	23,00	16,00	21,00	22,00	12,00	22,00	22,00	13,00	21,00	13,00	220,00	
Yoon	18,00	15,00	23,00	22,00	19,50	17,00	12,00	21,00	22,00	14,00	0,00	0,00	183,50	
Total	238,00	256,50	282,25	227,00	263,00	261,50	172,00	265,00	276,50	168,00	228,00	157,25	2795,00	1677,00

MCC Contracted Experts Expenditure 2004 including non remunerated experts (Budget = 1770 kEUR)



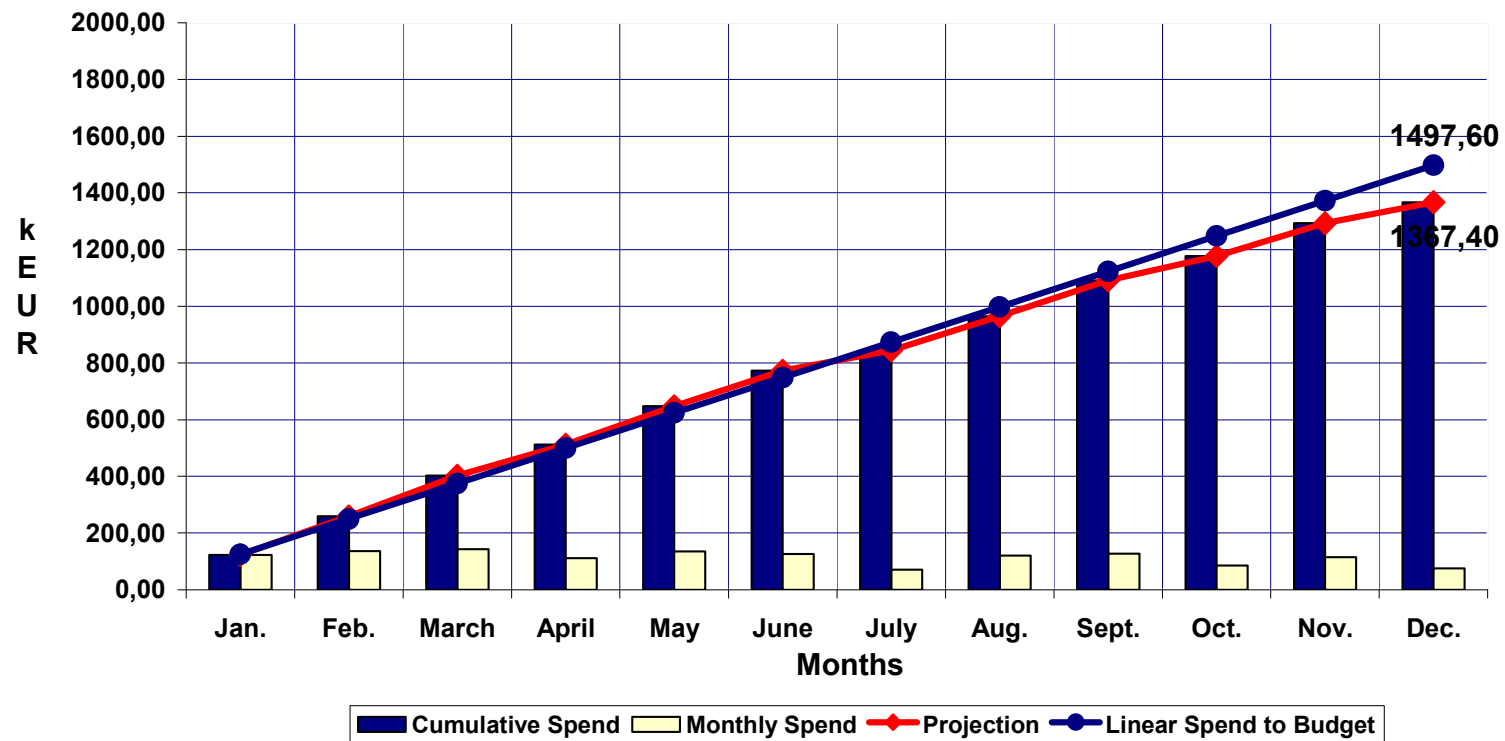
This chart includes the equivalent monetary value of the experts provided by ARIB and TTA

1.2.2 MCC Contracted Support Experts Expenditure excluding non remunerated experts

The table and chart given below show the expenditure incurred for MCC Support Experts, excluding the value of those experts which are provided on a non-remunerated basis. In each case, the number of days worked by each expert can be seen. It can be seen that the total value of the days worked by MCC contracted experts in 2005 (excluding non-remunerated experts) is **1367,40 kEUR**.

MCC	Jan.	Feb.	March	April	May	June	July	August	Sept.	Oct.	Nov.	Dec.	Total days	Total kEUR
Arzelier	20,00	21,00	23,00	11,50	27,00	27,00	2,00	22,00	19,00	10,50	16,00	18,00	217,00	
Caldenhoven	14,00	22,00	24,00	14,00	22,00	19,00	8,00	23,00	23,00	15,50	22,00	13,50	220,00	
Clayton	21,50	20,00	14,25	21,50	20,00	25,00	15,50	17,00	17,00	17,00	17,00	12,75	218,50	
Gutierrez	13,00	19,00	20,50	16,50	21,00	20,00	16,00	13,50	22,00	18,00	20,50	13,00	213,00	
Jorgensen	21,00	20,00	23,00	8,00	17,00	12,00	0,00	0,00	0,00	0,00	0,00	0,00	101,00	
Jurisc	19,00	25,00	22,00	21,50	22,00	21,00	12,00	24,00	22,00	11,00	18,00	2,50	220,00	
Krause	15,00	0,00	0,00	0,00	0,00	0,00	0,00	0,00	0,00	0,00	0,00	0,00	15,00	
Kymalainen	14,50	16,00	20,50	20,00	19,00	5,00	11,00	25,00	26,00	16,00	22,50	13,00	208,50	
Rodermund	10,00	19,50	22,00	16,50	12,50	15,50	7,00	20,00	21,50	10,50	21,00	25,00	201,00	
Sultan	21,00	22,00	23,00	17,50	22,00	20,00	22,50	15,50	22,00	17,50	17,00	5,00	225,00	
Thomasen	21,00	22,00	23,00	22,00	21,00	23,00	12,00	19,00	17,00	14,00	17,00	9,00	220,00	
Usai	15,00	20,00	23,00	16,00	21,00	22,00	12,00	22,00	22,00	13,00	21,00	13,00	220,00	
Total	205,00	226,50	238,25	185,00	224,50	209,50	118,00	201,00	211,50	143,00	192,00	124,75	2279,00	1367,40

MCC Contracted Experts Expenditure 2004 excluding non remunerated experts (Budget = 1497,40 kEUR)



This chart excludes the equivalent monetary value of the experts provided by ARIB and TTA

1.2.3 MCC Contracted Experts Expenditure Detailed Breakdown by Activity

1.2.3.1 3GPP Including Non Remunerated Experts

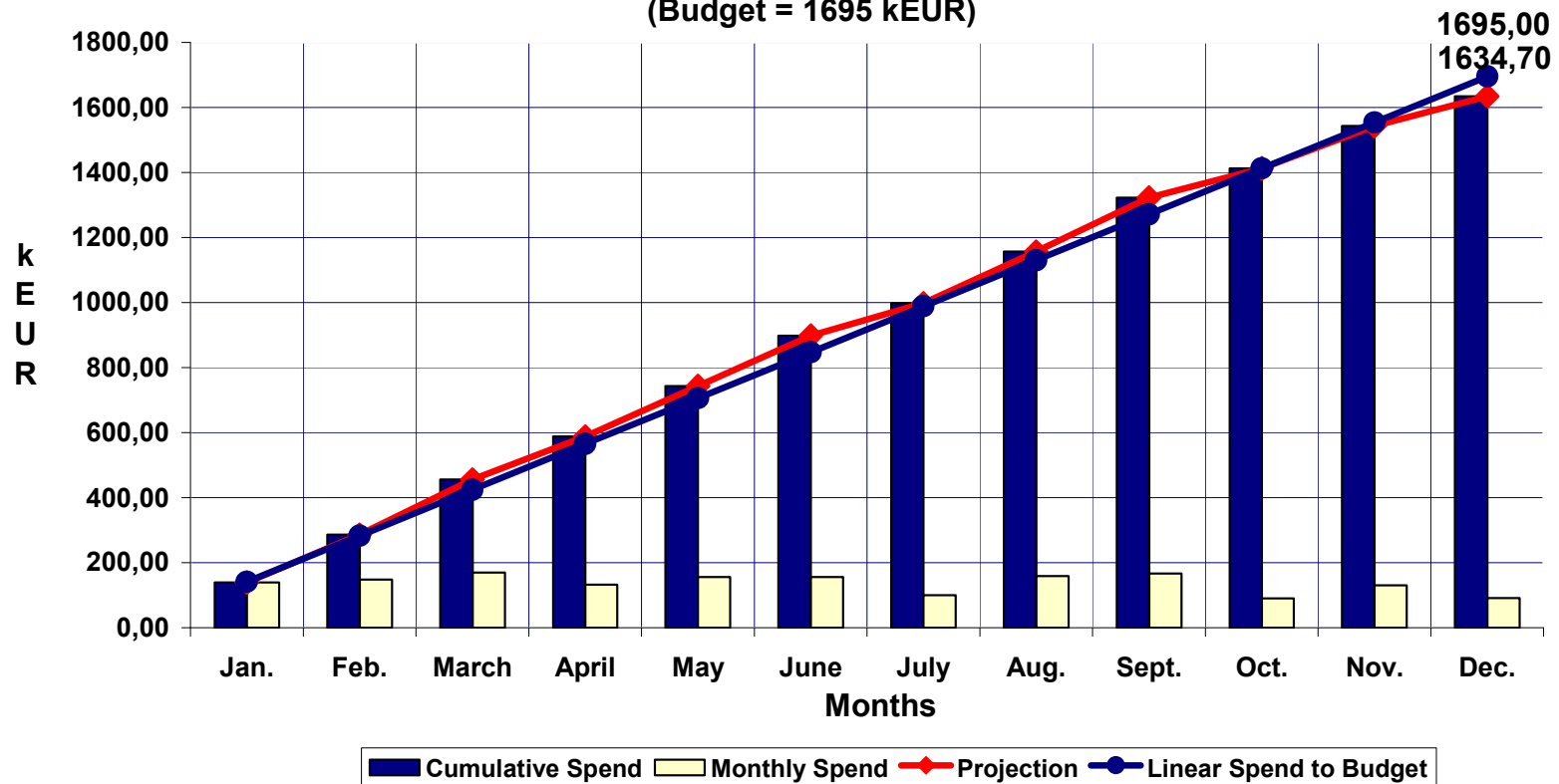
This budget line shows the expenditure incurred by MCC experts in support of 3GPP TSGs, including non remunerated experts. In previous years, the cost of supporting TSG GERAN had been separated out but this is no longer necessary due to the simplification of the Funding Formula.

It can be seen that the total value of the days worked by MCC contracted experts in support of 3GPP TSGs (including non remunerated experts) in 2005 is **1634,70 KEUR**.

MCC	Jan.	Feb.	March	April	May	June	July	August	Sept.	Oct.	Nov.	Dec.	Total days	Total kEUR
Arzelier	20,00	21,00	23,00	11,50	27,00	27,00	2,00	22,00	19,00	10,50	16,00	18,00	217,00	
Caldenhoven	14,00	22,00	24,00	14,00	22,00	19,00	8,00	23,00	23,00	15,50	22,00	13,50	220,00	
Clayton	21,50	20,00	14,25	21,50	20,00	25,00	15,50	17,00	17,00	17,00	17,00	12,75	218,50	
Gutierrez	6,00	17,00	20,50	9,50	21,00	17,00	10,00	13,50	22,00	10,00	20,50	13,00	180,00	
Han	0,00	0,00	0,00	0,00	0,00	0,00	0,00	0,00	0,00	0,00	19,00	16,50	35,50	
Ishii	0,00	0,00	0,00	0,00	0,00	18,00	21,00	21,00	22,00	11,00	17,00	16,00	126,00	
Jorgensen	21,00	20,00	23,00	8,00	17,00	12,00	0,00	0,00	0,00	0,00	0,00	0,00	101,00	
Jurisic	19,00	16,50	22,00	21,50	22,00	21,00	12,00	24,00	22,00	11,00	18,00	2,50	211,50	
Krause	15,00	0,00	0,00	0,00	0,00	0,00	0,00	0,00	0,00	0,00	0,00	0,00	15,00	
Kymalainen	14,50	16,00	20,50	20,00	19,00	5,00	11,00	25,00	26,00	6,00	12,50	8,00	183,50	
Rodermund	10,00	19,50	22,00	16,50	8,50	15,50	7,00	20,00	21,50	10,50	21,00	25,00	197,00	
Sasaki	15,00	15,00	21,00	20,00	19,00	17,00	21,00	22,00	21,00	0,00	0,00	0,00	171,00	
Sultan	21,00	22,00	23,00	17,50	22,00	20,00	22,50	15,50	22,00	17,50	17,00	5,00	225,00	
Thomassen	21,00	22,00	23,00	22,00	21,00	23,00	12,00	19,00	17,00	14,00	17,00	9,00	220,00	
Usai	15,00	20,00	23,00	16,00	21,00	22,00	12,00	22,00	22,00	13,00	21,00	13,00	220,00	
Yoon	18,00	15,00	23,00	22,00	19,50	17,00	12,00	21,00	22,00	14,00	0,00	0,00	183,50	
Total	231,00	246,00	282,25	220,00	259,00	258,50	166,00	265,00	276,50	150,00	218,00	152,25	2724,50	1634,70

MCC Contracted Experts 3GPP Expenditure 2004

Including Non Remunerated Experts
(Budget = 1695 kEUR)



This chart shows the use of Contractor resources for the support of 3GPP TSGs and includes non remunerated experts

1.2.3.2 3GPP Excluding Non Remunerated Experts

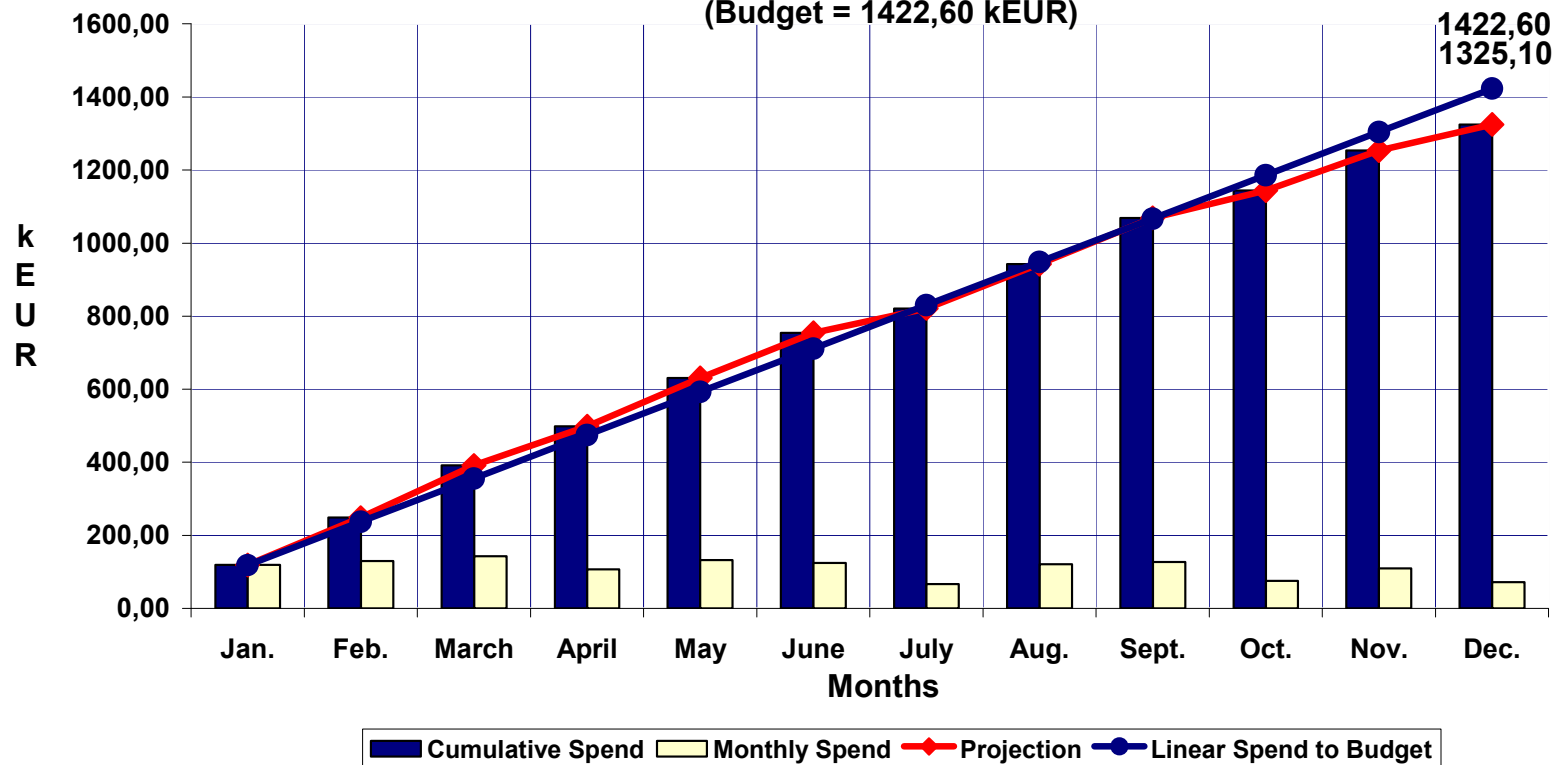
This budget line shows the expenditure incurred by MCC experts in support of 3GPP TSGs, excluding non remunerated experts.

It can be seen that the total value of the days worked by MCC contracted experts in support of 3GPP TSGs (excluding non remunerated experts) in 2005 is **1325,10 kEUR**.

MCC	Jan.	Feb.	March	April	May	June	July	August	Sept.	Oct.	Nov.	Dec.	Total days	Total kEUR
Arzelier	20,00	21,00	23,00	11,50	27,00	27,00	2,00	22,00	19,00	10,50	16,00	18,00	217,00	
Caldenhoven	14,00	22,00	24,00	14,00	22,00	19,00	8,00	23,00	23,00	15,50	22,00	13,50	220,00	
Clayton	21,50	20,00	14,25	21,50	20,00	25,00	15,50	17,00	17,00	17,00	17,00	12,75	218,50	
Gutierrez	6,00	17,00	20,50	9,50	21,00	17,00	10,00	13,50	22,00	10,00	20,50	13,00	180,00	
Jorgensen	21,00	20,00	23,00	8,00	17,00	12,00	0,00	0,00	0,00	0,00	0,00	0,00	101,00	
Jurisc	19,00	16,50	22,00	21,50	22,00	21,00	12,00	24,00	22,00	11,00	18,00	2,50	211,50	
Krause	15,00	0,00	0,00	0,00	0,00	0,00	0,00	0,00	0,00	0,00	0,00	0,00	15,00	
Kymalainen	14,50	16,00	20,50	20,00	19,00	5,00	11,00	25,00	26,00	6,00	12,50	8,00	183,50	
Rodermund	10,00	19,50	22,00	16,50	8,50	15,50	7,00	20,00	21,50	10,50	21,00	25,00	197,00	
Sultan	21,00	22,00	23,00	17,50	22,00	20,00	22,50	15,50	22,00	17,50	17,00	5,00	225,00	
Thomassen	21,00	22,00	23,00	22,00	21,00	23,00	12,00	19,00	17,00	14,00	17,00	9,00	220,00	
Usäi	15,00	20,00	23,00	16,00	21,00	22,00	12,00	22,00	22,00	13,00	21,00	13,00	220,00	
Total	198,00	216,00	238,25	178,00	220,50	206,50	112,00	201,00	211,50	125,00	182,00	119,75	2208,50	1325,10

MCC Contracted Experts 3GPP Expenditure 2004

Excluding Non Remunerated Experts
(Budget = 1422,60 kEUR)



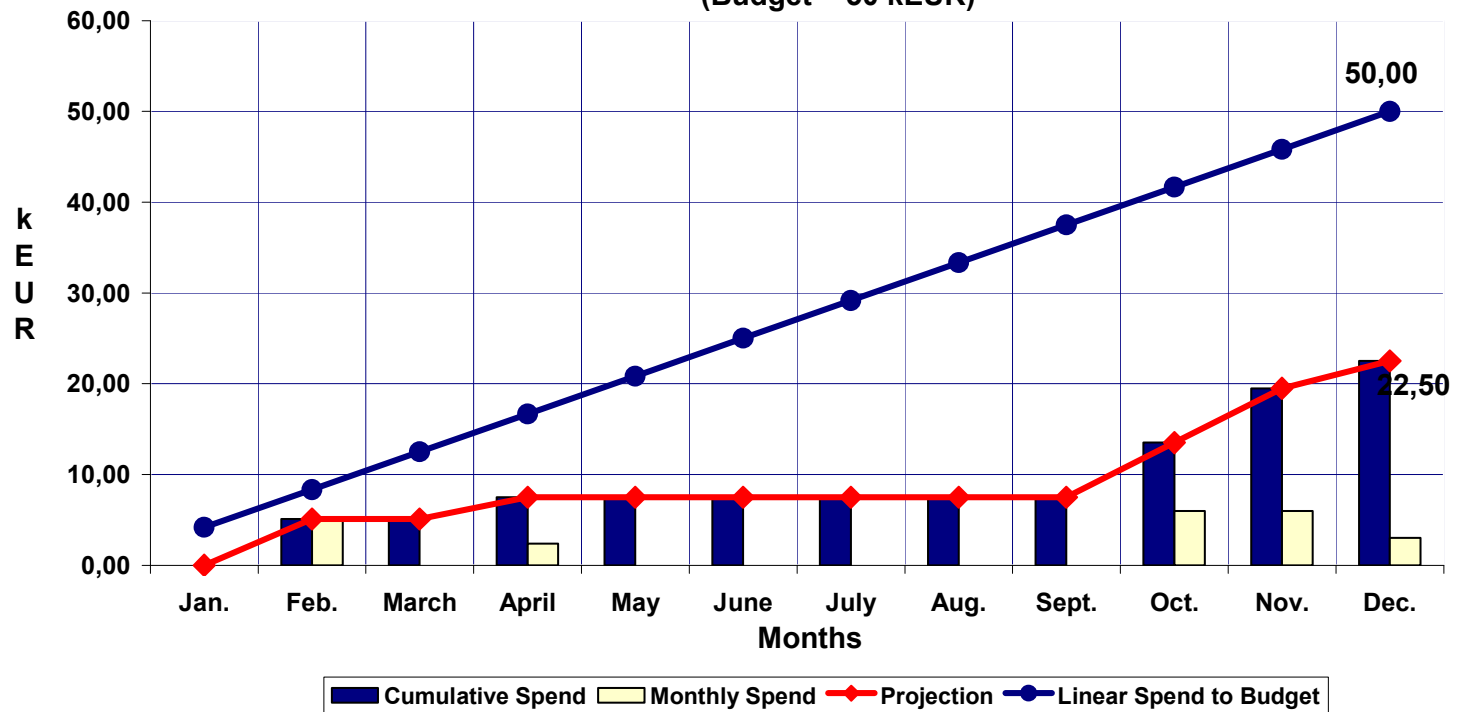
This chart shows the use of Contractor resources for the support of 3GPP TSGs and excludes non remunerated experts

1.2.3.3 ETSI EP SCP

This budget line shows the expenditure incurred in support of the ETSI Smart Card Platform activity which is closely related to the work of 3GPP. The activity is 100% funded by ETSI so it is necessary to accurately track the true cost such that it may be deducted from the 3GPP accounts.

MCC	Jan.	Feb.	March	April	May	June	July	August	Sept.	Oct.	Nov.	Dec.	Total days	Total kEUR
C. Arzelier													0,00	
J. Caldenhoven													0,00	
M. Clayton													0,00	
C. Gutierrez													0,00	
S. Han													0,00	
Y. Ishii													0,00	
P.J. Jorgensen													0,00	
A. Jurisic	0,00	8,50	0,00	0,00	0,00	0,00	0,00	0,00	0,00	0,00	0,00	0,00	8,50	
J. Krause													0,00	
K. Kymalainen	0,00	0,00	0,00	0,00	0,00	0,00	0,00	0,00	0,00	10,00	10,00	5,00	25,00	
F. Rodermund	0,00	0,00	0,00	4,00	0,00	0,00	0,00	0,00	0,00	0,00	0,00	0,00	4,00	
T. Sasaki													0,00	
A. Sultan													0,00	
G. Thomasen													0,00	
P. Usaï													0,00	
S. Yoon													0,00	
Total	0,00	8,50	0,00	4,00	0,00	0,00	0,00	0,00	0,00	10,00	10,00	5,00	37,50	22,50

MCC Contracted Experts SCP Expenditure 2004 (Budget = 50 kEUR)



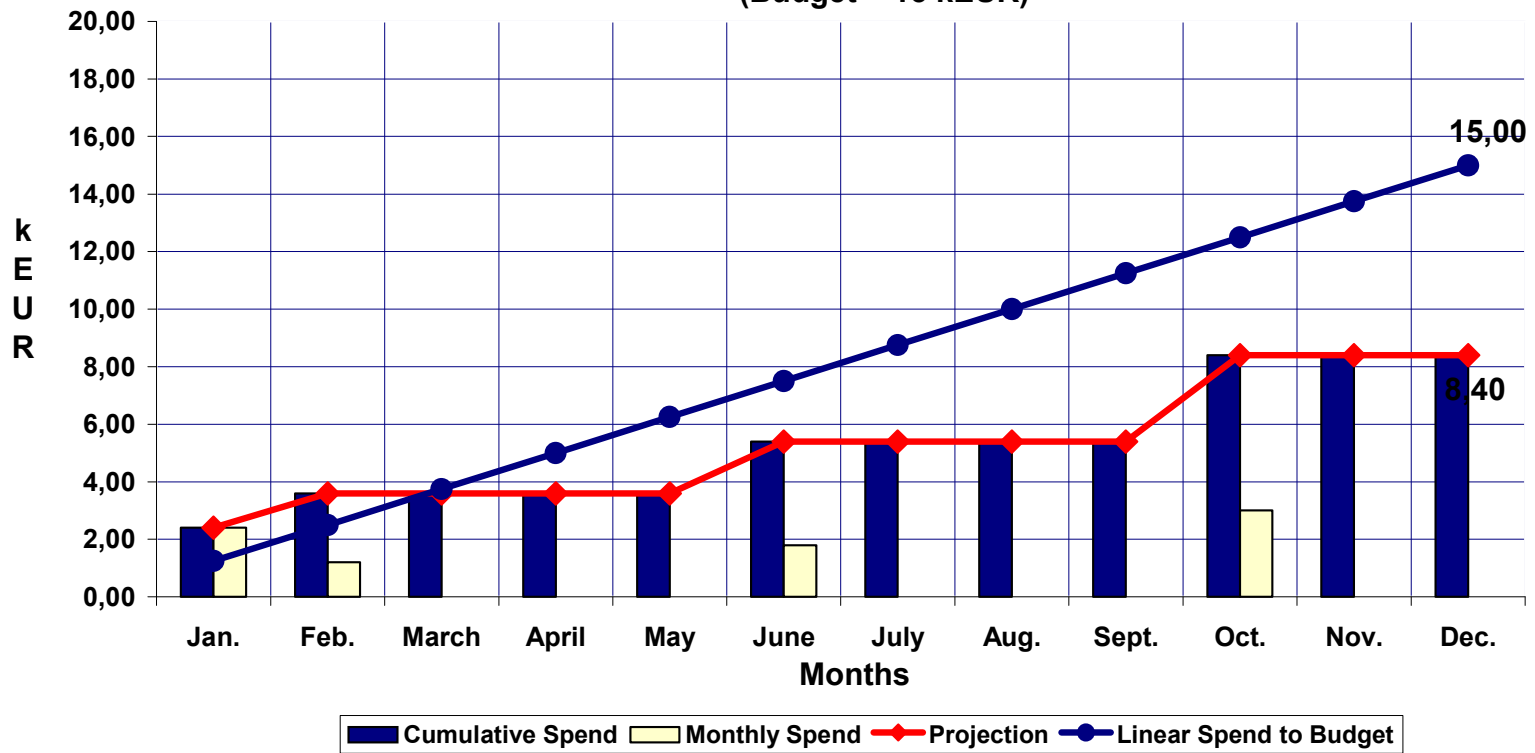
This chart shows the resources used for the support of ETSI SCP (Smart Card Platform).

1.2.3.4 ETSI TC MSG

This budget line shows the expenditure incurred in support of the ETSI Mobile Standards Group activity which is closely aligned with the work of 3GPP. The activity is 100% funded by ETSI so it is necessary to accurately track the true cost such that it may be deducted from the 3GPP accounts.

MCC	Jan.	Feb.	March	April	May	June	July	August	Sept.	Oct.	Nov.	Dec.	Total days	Total kEUR
C. Arzelier													0,00	
J. Caldenhoven													0,00	
M. Clayton													0,00	
C. Gutierrez	4,00	2,00	0,00	0,00	0,00	3,00	0,00	0,00	0,00	5,00	0,00	0,00	14,00	
S. Han													0,00	
Y. Ishii													0,00	
P.J. Jorgensen													0,00	
A. Jurisic													0,00	
J. Krause													0,00	
K. Kymalainen													0,00	
F. Rodermund													0,00	
T. Sasaki													0,00	
A. Sultan													0,00	
G. Thomasen													0,00	
P. Usaï													0,00	
S. Yoon													0,00	
Total	4,00	2,00	0,00	0,00	0,00	3,00	0,00	0,00	0,00	5,00	0,00	0,00	14,00	8,40

MCC Contracted Experts MSG Expenditure 2004 (Budget = 15 kEUR)

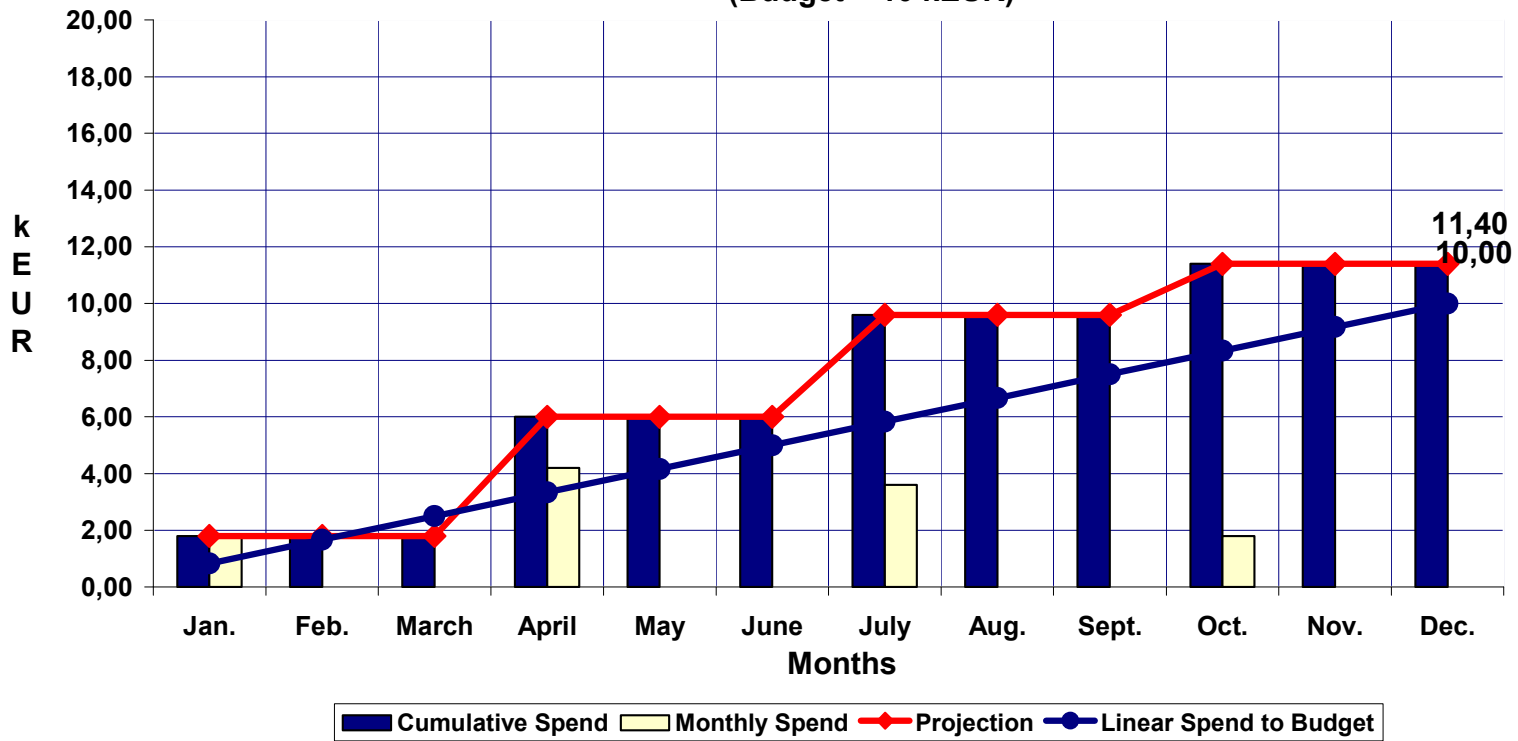


1.2.3.5 ETSI RT

This budget line shows the expenditure incurred in support of the ETSI Railway Telecommunications activity which performs the adaptation of 3GPP's work for deployment in high speed trains. The activity is 100% funded by ETSI so it is necessary to accurately track the true cost such that it may be deducted from the 3GPP accounts.

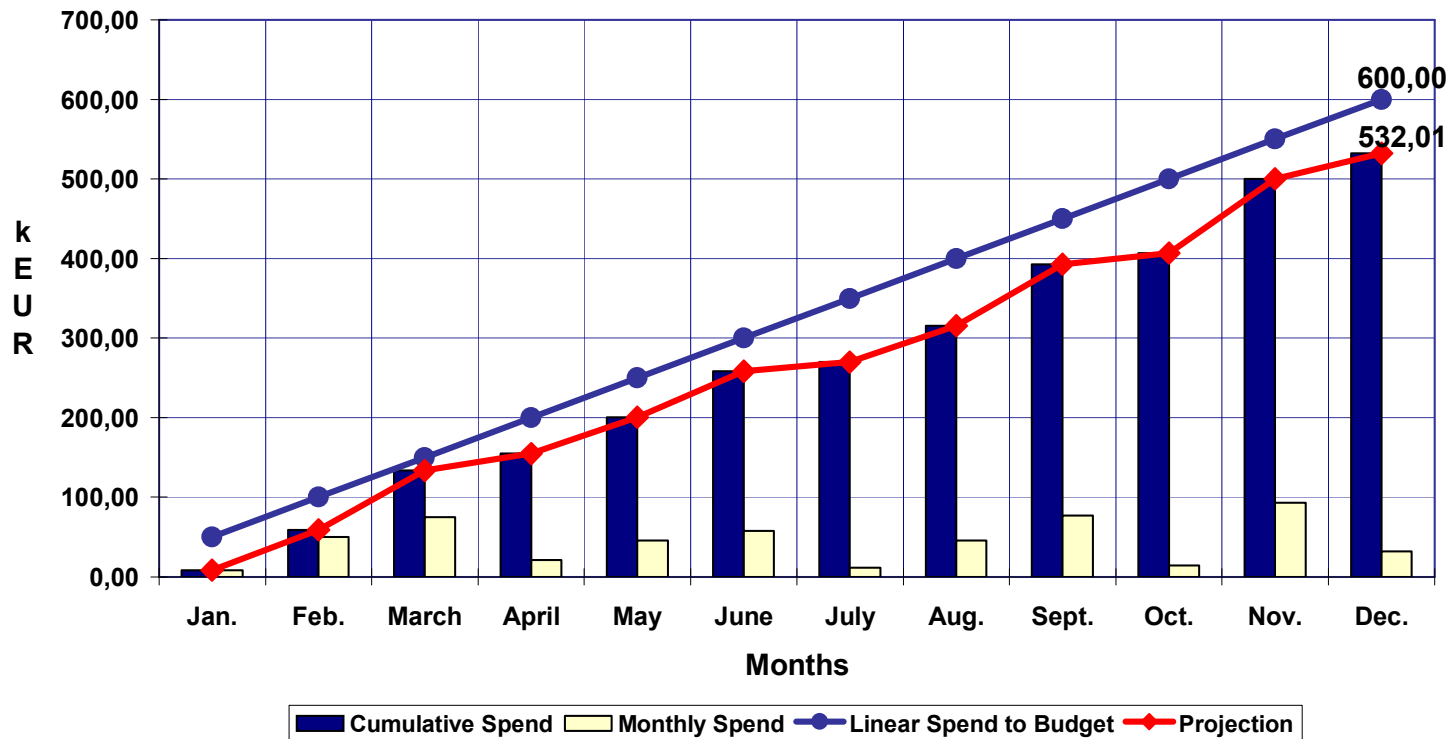
MCC	Jan.	Feb.	March	April	May	June	July	August	Sept.	Oct.	Nov.	Dec.	Total days	Total kEUR
Arzelier													0,00	
Caldenhoven													0,00	
Clayton													0,00	
Gutierrez	3,00	0,00	0,00	7,00	0,00	0,00	6,00	0,00	0,00	3,00	0,00	0,00	19,00	
Han													0,00	
Ishii													0,00	
Jorgensen													0,00	
Jurisic													0,00	
Krause													0,00	
Kymalainen													0,00	
Rodermund													0,00	
Sasaki													0,00	
Sultan													0,00	
Thomasen													0,00	
Usai													0,00	
Yoon													0,00	
Total	3,00	0,00	0,00	7,00	0,00	0,00	6,00	0,00	0,00	3,00	0,00	0,00	19,00	11,40

MCC Contracted Experts RT Expenditure 2004 (Budget = 10 kEUR)



1.3 MCC Travel and Subsistence

MCC Travels Expenditure 2004
(Budget = 600 kEUR)



This chart shows the travel and subsistence expenditure for MCC to March 2004. It can be seen that expenditure is **532,01 kEUR** against a budget of **600 kEUR**. (It should be noted that this figure is for 3GPP related travels only).

2 Year 2004 Expenditure for 3GPP Task Forces

2.1 MCC Task Force 160 - 3GPP ATs and PIXIT for UE R99

The budget for this activity in 2004 was comprised of three parts:

68 000 EUR – carried forward from 2003

754 000 EUR – 2004 allocation

65 000 EUR – GCF Voluntary Contribution (Note: at the beginning of the year, 78 kEUR (6 man-months) of voluntary funding was expected as a contribution towards the Resource Configuration Manager (RCM) costs. In reality, only 65 kEUR was realised due to the late start of the RCM).

Total 2004 budget therefore = **887 000 EUR**.

In addition, voluntary resources have been provided by China to accelerate the development of LCR TDD TTCN. The tables given below shows the total value of the paid resources used for the development of TTCN tests for 3GPP.

PAID EXPERTS

STF 160	Jan.	Feb.	March	April	May	June	July	August	Sept.	Oct.	Nov.	Dec.	Total days	Total kEUR
Ai	0,00	0,00	0,00	0,00	0,00	0,00	0,00	0,00	9,00	16,00	0,00	0,00	25,00	
Bardaux	0,00	0,00	15,00	15,00	17,50	17,50	10,00	9,00	13,00	12,00	15,00	6,00	130,00	
Bergengruen	4,00	4,00	0,00	0,00	5,00	0,00	0,00	0,00	0,00	0,00	0,00	0,00	13,00	
Chen	0,00	0,00	0,00	0,00	0,00	0,00	0,00	0,00	14,00	21,00	22,00	8,00	65,00	
Genoud	10,00	12,00	21,00	17,00	15,00	16,00	14,50	12,50	11,50	10,00	13,00	10,00	162,50	
Griffiths	0,00	10,00	18,00	19,00	18,00	18,00	19,00	17,50	10,50	0,00	0,00	0,00	130,00	
Patil	21,00	20,00	23,00	0,00	0,00	0,00	0,00	0,00	0,00	0,00	0,00	0,00	64,00	
Abdul	6,00	12,00	20,00	13,00	16,00	22,00	13,00	22,00	22,00	19,00	19,00	16,00	200,00	
Sahu	20,00	21,00	23,00	20,00	18,50	22,00	19,00	9,00	14,50	5,00	3,00	0,00	175,00	
Sigovich	18,00	0,00	0,00	0,00	0,00	0,00	0,00	0,00	0,00	0,00	0,00	0,00	18,00	
Stolle	0,00	0,00	4,00	7,00	6,00	9,00	0,00	5,00	0,00	0,00	0,00	0,00	31,00	
Wacker	15,00	14,00	13,00	20,00	16,00	7,50	14,50	7,00	18,00	6,00	13,00	5,00	149,00	
Wang	11,00	3,00	0,00	0,00	0,00	0,00	0,00	24,50	25,00	25,50	25,00	19,00	133,00	
Weber	0,00	0,00	12,00	4,00	1,00	6,00	3,00	2,50	2,50	4,50	5,50	2,00	43,00	
Zhao	0,00	0,00	0,00	0,00	0,00	0,00	0,00	0,00	0,00	0,00	17,00	8,00	25,00	
Zischler	5,00	15,00	22,00	19,00	18,00	20,00	18,00	20,00	20,00	20,00	21,00	18,00	216,00	
Total	110,00	111,00	171,00	134,00	131,00	138,00	111,00	129,00	160,00	139,00	153,50	92,00	1579,50	947,70

VOLUNTARY EXPERTS

STF 160	Jan.	Feb.	March	April	May	June	July	August	Sept.	Oct.	Nov.	Dec.	Total days	Total kEUR
Ai	0,00	0,00	0,00	26,00	24,00	19,00	0,00	0,00	0,00	0,00	0,00	0,00	69,00	
Chen	0,00	0,00	0,00	0,00	0,00	13,00	22,00	22,00	2,00	0,00	0,00	0,00	59,00	
Gao	0,00	0,00	0,00	0,00	0,00	3,00	22,00	22,00	13,00	0,00	0,00	0,00	60,00	
Hu	0,00	0,00	0,00	26,00	24,00	19,00	0,00	0,00	0,00	0,00	0,00	0,00	69,00	
Zhang	0,00	0,00	0,00	0,00	0,00	3,00	22,00	22,00	13,00	0,00	0,00	0,00	60,00	
Zhao	0,00	0,00	0,00	26,00	24,00	23,00	0,00	0,00	0,00	0,00	3,00	0,00	76,00	
Total	0,00	0,00	0,00	78,00	72,00	80,00	66,00	66,00	28,00	0,00	3,00	0,00	393,00	235,80

It can be seen that expenditure for this activity is therefore **947,70 kEUR** against a budget of **887 kEUR**. This overspend arose due to a misunderstanding of the voluntary/paid status of some experts although this over contracting did result in output over and above that which was expected.

2.2 MCC Task Force 272 - Test GERAN / UTRAN

32,5 K€ is allocated from the contingency to this activity.

STF 272	Jan.	Feb.	March	April	May	June	July	August	Sept.	Oct.	Nov.	Dec.	Total days	Total kEUR
Griffiths	0,00	0,00	0,00	0,00	0,00	0,00	0,00	0,00	9,00	19,50	17,50	8,00	54,00	
Total	0,00	0,00	0,00	0,00	0,00	0,00	0,00	0,00	9,00	19,50	17,50	8,00	54,00	32,40

It can be seen that expenditure for this activity is therefore **32,40 kEUR** against a budget of **32,5 kEUR**.

3 MCC Subcontracts

3.1 S23 AMR Narrow-Band and the AMR Wide-Band packed switched conversation test

The PCG/OP agreed in 2003 the funding of a new task for the "Performance Characterisation of default Codecs for Packet Switched conversational multimedia applications and allocated **160 kEUR** from the 2002 contingency.

To this has been added the **34 kEUR** of voluntary funding carried forward from the previous codec selection task. Authority for this transfer of funds has been received from the relevant companies who provided the funds

This gives a total budget allocation of **194 kEUR**.

The project started on 15 September 2003 and ended on 18 December that year.

The following laboratories have been contracted to perform the tests:

Company's name	Contract No.	Contact Person	Amount Contracted (EUR)	Amount paid by ETSI
ARCON Corporation, USA	S23/01	Mr. James E. Brunelle	40 000 EUR	Paid
France Télécom R&D, France	S23/02	Mr. Jacques Guichard New contact Person	40 000 EUR	Paid
NTT AT Corporation, Japan	S23/03	Mr. Yazuhiko Yamamori	40 000 EUR	Paid
France Télécom R&D, France	S23/03	Mr. Jacques Guichard	40 000 EUR	Paid
		Total	160 000 EUR	160 000 EUR

3.2 S21 Default Codec Evaluation for Speech Enabled Services

This is a 2003 subcontracted task that was voluntarily funded by the following companies:

- Alcatel SEL, Germany 2200 EUR
- Ericsson, Sweden 2200 EUR
- France Télécom, France 2200 EUR
- Motorola, UK 2200 EUR
- Nokia, Finland 2200 EUR

The total value of the subcontract is therefore **11 kEUR**. The activity started on 1 August 2003 and ended on 31 October. The Evaluation Laboratories that have been subcontracted are as follows:

Company's name	Contract No.	Contact Person	Amount contracted	Amount Paid ETSI
SpeechWorks International Inc, succeeded by ScanSoft Inc. both located in USA.	S21/01	Mr. Johan Schalkwyk	3 250 EUR	<i>NO INVOICE despite reminders</i>
IBM, USA	S21/02	Mr. Alexander Sorin	7 750 EUR	7 750 EUR 7904,61 Paid Exchange euro/dollars
		Total paid	7 750 EUR	- 154,61 EUR

3.3 S24 Audio Codec

This is a 2003 subcontracted task that was completed by end of March 2004. The voluntarily funding was provided by the following companies:

Company's name Contract No.	Contact Person	Amount Contracted (EUR)	Amount paid by ETSI
Audio Research Labs S24/01 + S24/12	Mr. Schuyler Quackenbush	15 000 EUR (Mirror Host) 15 000 EUR (Global Analysis)	Paid Paid
Coding Technologies S24/02	Mr. Oliver Kunz	36 000 EUR (Listening Lab)	Paid
Dynastat S24/05	Mr. Ira Panzer	45 000 EUR (Listening Lab)	Paid
Ericsson AB S24/04	Mr. Hans Hermansson	45 000 EUR (Listening Lab)	Paid
France Télécom S24/06 + S24/10	Ms. Catherine Quinquis	45 000 EUR (Listening Lab) 10 000 EUR (Material Selection Entity)	Paid Paid
Fraunhofer FhG S24/07	Dr Helmut Schubert	36 000 EUR (Listening Lab)	Paid
NokiaCorporation S24/03	Mr. Jari Haggqvist	45 000 EUR (Listening Lab)	Paid
NTT-AT S24/08	Mr. Hiroshi Irii	45 000 (Listening Lab)	Paid
T-Systems Nova Gmb S24/09 + S24/11	Mr. Ulf Wüstenhagen	20 000 EUR (Host Lab) 45 000 EUR (Listening Lab)	Paid Paid
	Total	402 000 EUR	402 000 EUR

3.4 Sub-contracts S26 on Phase 2 of Packed Switched Conversation Tests

This is a 2003 subcontracted task that was completed by end of March 2004. The voluntarily funding was provided by the following companies:

Company's name	Contract No.	Contact Person	Amount Contracted (EUR)	Amount paid by ETSI
Dynastat Inc	S26/02	Mr. Ira Panzer	10 000 EUR	Paid
France Télécom R&D	S26/01	Ms. Catherine Quinquis	24 000 EUR	Paid
		Total:	34 000 EUR	34 000 EUR

This matter is now closed with no further actions required.

4 Contingency

One allocation has been made from the contingency during 2004, which was the transfer of 32,5 kEUR to a separate budget line for GERAN/UTRAN handover TTCN development.

Contingency	Contingency Allocated
200 kEUR	32,50 KEUR

5 Year 2004 Partner Contributions

The following tables give the contributions expected from the Organizational Partners in year 2004. These tables do not take into account the credit notes that may be issued in respect of the year 2003 surplus.

5.1 ARIB (20 Members)

Budget category	Amount (k€)
Equal division of Support budget	201
Proportional division of Support budget	492
Total	693
Deduction for provision of human resources	136,20
Amount due	556,80

5.2 CCSA (6 Members)

Budget category	Amount (k€)
Equal division of Support budget	201
Proportional division of Support budget	148
Amount due	349

5.3 ETSI (141 Members)

Budget category	Amount (k€)
Equal division of Support budget	201
Proportional division of Support budget	3470
Amount due	3671

5.4 ATIS (14 Members)

Budget category	Amount (k€)
Equal division of Support budget	201
Proportional division of Support budget	345
Amount due	545

5.5 TTA (8 Members)

Budget category	Amount (k€)
Equal division of Support budget	201
Proportional division of Support budget	197
Total	398
Deduction for provision of human resources	136,20
Amount due	261,80

5.6 TTC (7 Members)

Budget category	Amount (k€)
Equal division of Support budget	201
Proportional division of Support budget	172
Amount due	373

5.7 Total income expected from Partners

Total Financial Payment expected from Partners = 5756,60 kEUR

Value of voluntary resources from Partners = 272,40 kEUR

Total = 6029,00 kEUR

6 Invoices and credit notes issued 2004

The following credit notes and invoices were addressed to 3GPP Partners for 2004.

ARIB (Japan)

2003 CREDIT NOTE	dated 14/04/2004	35 080 EUR
2004 INVOICE	dated 14/04/2004	556 800 EUR
AMOUNT DUE		521 720 EUR

CCSA (China)

2004 INVOICE	dated 14/04/2004	349 000 EUR
AMOUNT DUE		349 000 EUR

ETSI (France)

2003 CREDIT NOTE	dated 14/04/2004	195 680 EUR
2004 INVOICE	dated 14/04/2004	3 671 000 EUR
AMOUNT DUE		3 475 320 EUR

ATIS (USA)		
2002/2003 OUTSTANDING PAYMENTS		208 370,50 EUR
2003 CREDIT NOTE	dated 14/04/2004	55 640 EUR
2004 INVOICE	dated 14/04/2003	545 000 EUR
AMOUNT DUE		697 730,50 EUR
TTA (Korea)		
2003 CREDIT NOTE	dated 14/04/2003	31 410 EUR
2004 INVOICE	dated 14/04/2003	261 800 EUR
AMOUNT DUE		230 390 EUR
TTC (Japan)		
2003 CREDIT NOTE	dated 14/04/2004	31 730 EUR
2004 INVOICE	dated 14/04/2004	373 000 EUR
AMOUNT DUE		341 270 EUR

TOTAL PAYMENTS DUE = 5 615 430,50 EUR

7 Payments received in year 2004 from 3GPP Partners

The following payments have been **received** from 3GPP Organizational Partners during year 2004.

ARIB (Japan)		
Amount due	521 720 EUR	
Amount Paid	521 720 EUR	25.06.04

CCSA (China)		
Amount due	349 000 EUR	
Amount Paid	349 000 EUR	11.11.04

ETSI (France)		
Amount due	3 475 320 EUR	
Amount Paid	3 475 320 EUR	14.04.04

ATIS (USA)		
Amount due	697 730,50 EUR	
Amount Paid	489 360,00 EUR	10.09.04
Amount Paid	208 370,50 EUR	10.09.04

TTA (Korea)		
Amount due	230 390 EUR	
Amount Paid	230 390 EUR	31.08.04

TTC (Japan)		
Amount due	341 270 EUR	
Amount paid	170 635 EUR	01.06.04
Amount paid	170 635 EUR	02.08.04

TOTAL PAYMENTS RECEIVED FROM ORGANIZATIONAL PARTNERS = 5 615 430,50 EUR

GCF		
Amount paid	65 000 EUR	01.09.04

TOTAL PAYMENTS RECEIVED = 5 680 430,50 EUR